



- 1 NEWTOWN COMMUNITY & SENIOR CENTER
- 2 NEWTOWN MUNICIPAL CENTER
- 3 NEWTOWN YOUTH ACADEMY
- 4 KENT HOUSE
- 5 SHELTON HOUSE
- 6 WOODBURY HALL*
- 7 NEWTOWN HALL*
- 8 STAMFORD HALL
- 9 PLYMOUTH HALL
- 10 COCHRAN HOUSE
- 11 STRATFORD HALL*

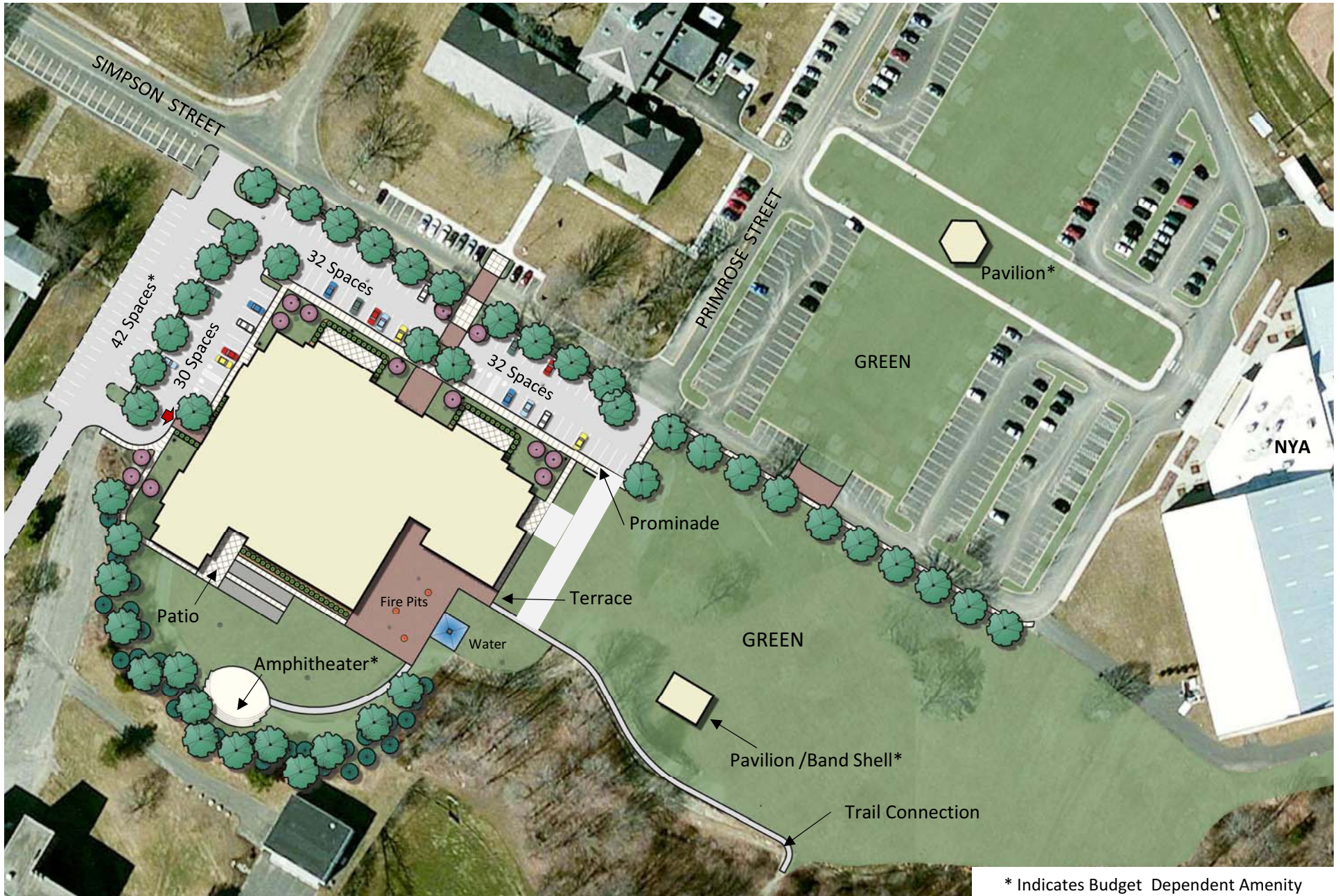


NEWTOWN COMMUNITY & SENIOR CENTER

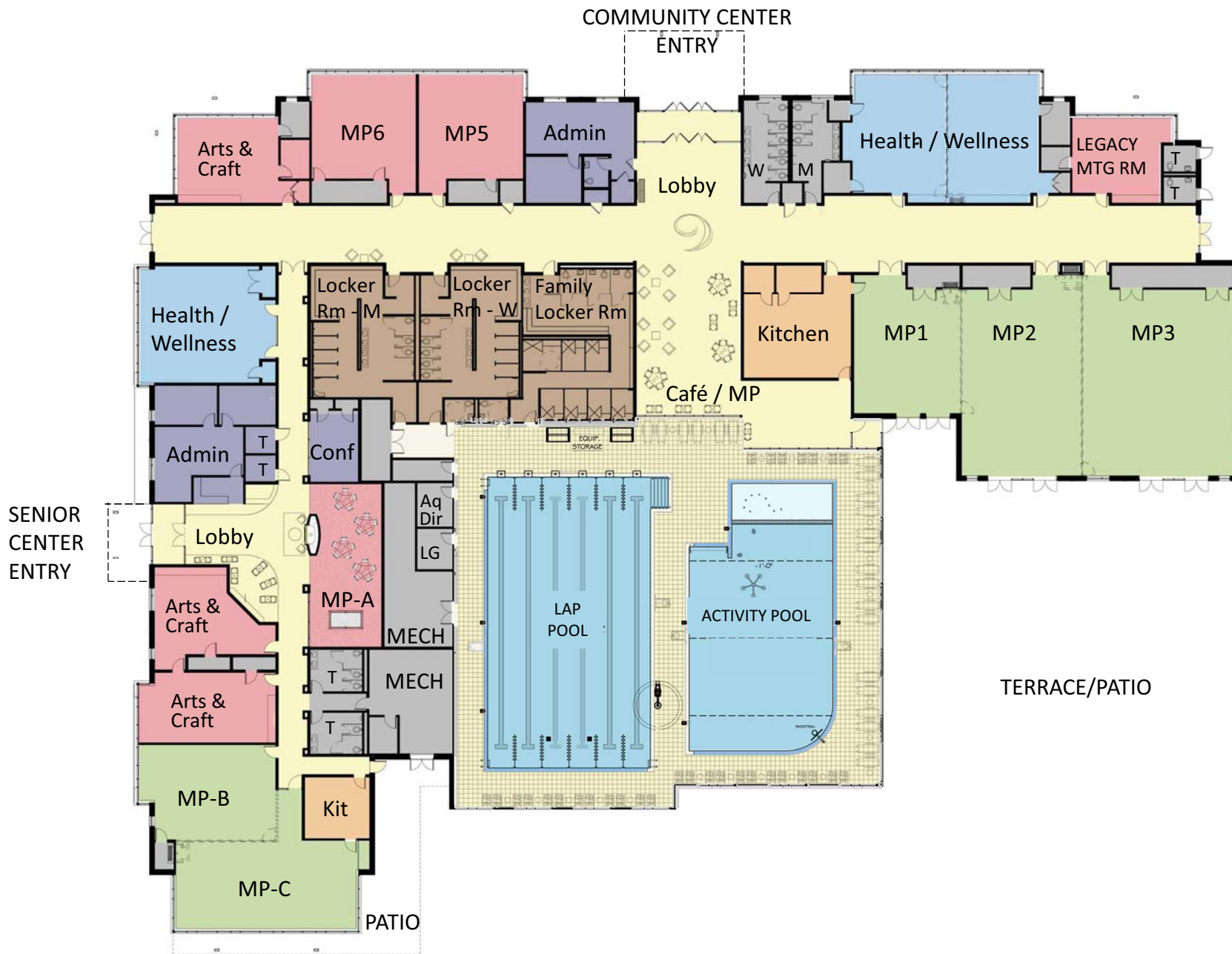
DESIGN DEVELOPMENT

DESIGN REVIEW COMMITTEE
FAIRFIELD HILLS AUTHORITY
ENERGY COMMITTEE

June 13, 2017



NEWTOWN COMMUNITY & SENIOR CENTER SITE MASTER PLAN



NEWTOWN COMMUNITY & SENIOR CENTER

BUILDING PLAN



KEYSTONE

STONE WATER TABLE



SOLARIUM

STONE LINTEL



PILASTER

FAIRFIELD HILLS - A Campus Of Modified Colonial / Neo Classical Style Buildings Constructed in 1931

- ❖ Formal Intimidating Entrances
- ❖ Symmetrical Design
- ❖ Limited Natural Light
- ❖ Cold & Institutional



STONE SILL



NEWTOWN COMMUNITY & SENIOR CENTER



SITE CONTEXT



NEWTOWN COMMUNITY & SENIOR CENTER

U of V CAMPUS



NEWTOWN COMMUNITY & SENIOR CENTER

PSU CAMPUS



NEWTOWN COMMUNITY CENTER

DESIGN OPTIONS



NEWTOWN COMMUNITY & SENIOR CENTER

DESIGN OPTIONS



NEWTOWN COMMUNITY & SENIOR CENTER

DESIGN OPTIONS



NEWTOWN COMMUNITY & SENIOR CENTER

DESIGN OPTIONS



DESIGN APPROACH

- ❖ Welcoming / Inviting
- ❖ Symmetrical Design
- ❖ Maximize Natural Light
- ❖ Flexible Use of Space
- ❖ Energy Efficient & Easy to Maintain
- ❖ Durable Materials



NEWTOWN COMMUNITY & SENIOR CENTER

DESIGN OPTIONS



NEWTOWN COMMUNITY CENTER

DESIGN OPTIONS



NEWTOWN COMMUNITY & SENIOR CENTER

BUILDING DESIGN



NEWTOWN COMMUNITY & SENIOR CENTER

BUILDING DESIGN



NEWTOWN COMMUNITY & SENIOR CENTER

BUILDING DESIGN



NEWTOWN COMMUNITY & SENIOR CENTER

COMMUNITY CENTER
MAIN CORRIDOR



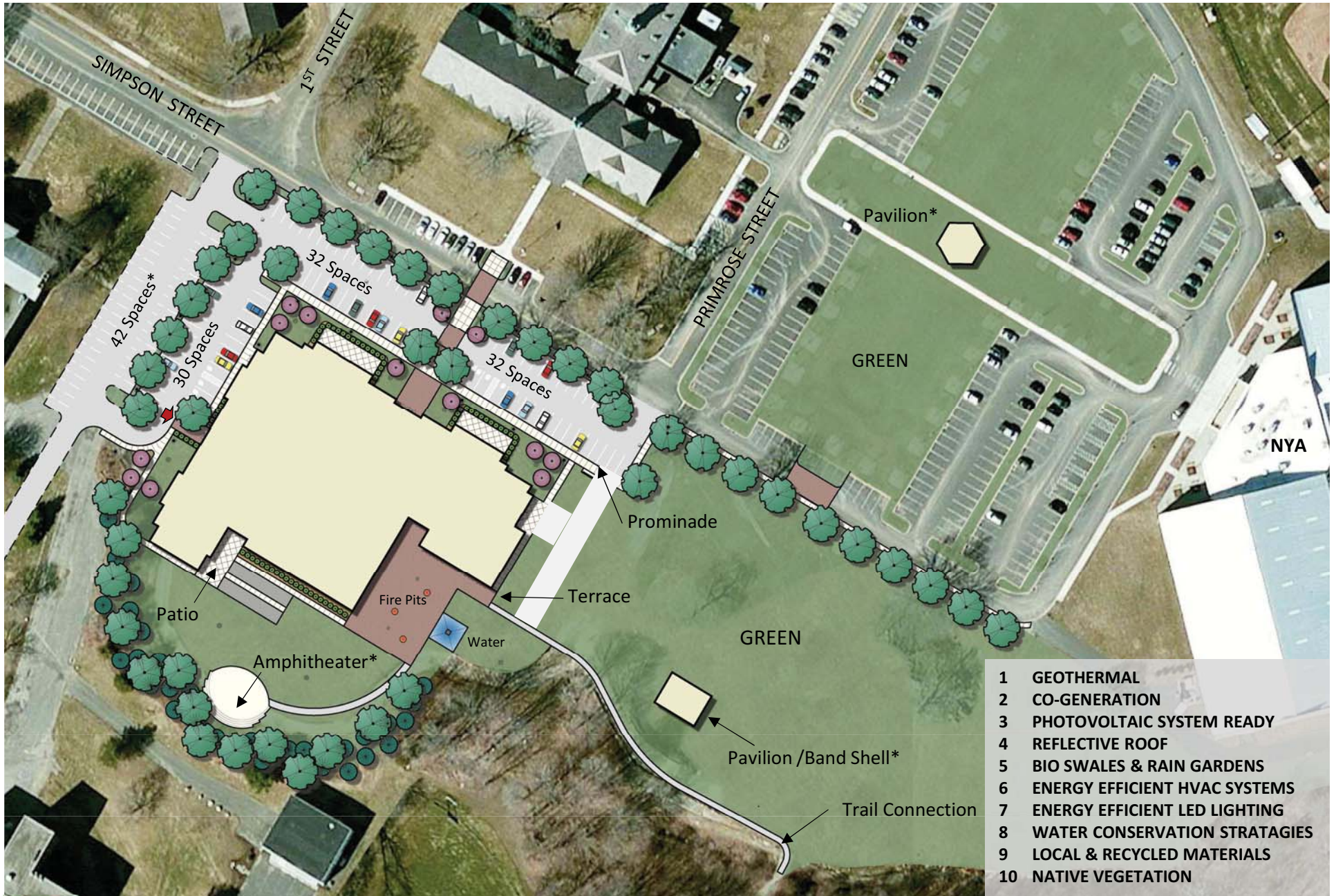
NEWTOWN COMMUNITY & SENIOR CENTER

BUILDING DESIGN



NEWTOWN COMMUNITY & SENIOR CENTER

SENIOR CENTER
MAIN ENTRY LOBBY



NEWTOWN COMMUNITY & SENIOR CENTER

ENERGY CONSERVATION



NEWTOWN COMMUNITY & SENIOR CENTER



NEWTOWN COMMUNITY & SENIOR CENTER



NEWTOWN COMMUNITY & SENIOR CENTER

SITE CONTEXT