

THESE MINUTES ARE SUBJECT TO THE APPROVAL BY THE PARKS AND RECREATION COMMISSION.

The Parks and Recreation Commission held a regular meeting on Tuesday, August 14, 2018 in the Conference Room, 3 Main Street in Newtown, CT.

The meeting was called to order by Chairman Ed Marks at 6:04pm.

Present: Edward Marks, Patrick Barczak, Clinton DePaolo (left the meeting at 7:15pm), Linda Hess, Warren Spencer, Rance Thompson (left the meeting at 7:15pm)

Absent: Vincent Yanni, Jr.

Staff Present: Amy Mangold, Carl Samuelson, RoseAnn Reggiano

Public: None

Public Participation: Ms. Linda Hess inquired about the process of goalie net replacement on the soccer fields. Ms. Hess stated that the Newtown Youth Soccer Association pays for the replacement of the nets. The nets cost between \$180.00 and \$200.00 per net. The organization has noticed that the goals/nets are being used by other organizations, as well as the public and asked if the expense could be shared. Mr. Samuelson stated that the nets only last 3 to 5 months and that he will come up with a cost budget and make a motion in the spring 2019 to use surcharge money to offset costs to NYSA.

Acceptance of Minutes: Tabled until September 11, 2018, meeting.

Old Business:

- **CIP:**

Ms. Mangold handed the commission a copy of, *Town of Newtown Department CIP Summary worksheet For the Ten Fiscal Years 2019/2020 to 2028/2029* and a copy of, *Parks & Recreation Long-Term CIP Project List August 2018 (see attached #1)*. The commission discussed each line item in preparation for Ms. Mangold and Mr. Marks meeting with First Selectman Dan Rosenthal on Wednesday, August 15, 2018, to present the CIP.

2019/2020 - Tilson Artificial Turf Replacement: \$500,000 – This project is done every 10 to 12 years and funded by the Parks and Recreation special revenue account.

- Dickinson Pavilion Replacement: \$500,000 (*see attachment #2*). The attached diagrams are examples of what the pavilion could look like. The group discussed the structure and possible steel tariffs in the next fiscal year. The commission agreed to increase the budget to replace the pavilion from \$450,000 to \$500,000 to cover the costs of possible ongoing steel tariffs of 20% on the \$266,000 cost of the steel.

2020/2021 – Fairfield Hills Pickle Ball Courts: \$420,000 (*see attachment #3*) The courts would be placed in the area in front of the Emergency Operation Center, by Glander Field. The diagram includes a couple different configurations of 4 courts, with lighting.

2021/2022 – Maintenance Yard Improvements: \$670,000. This includes: Engineered study; The greenhouse remediated and removed due to the lead and asbestos; Making a true employee parking; It will address the need for a wash pad, which is required, but doesn't exist at this time; It will elevate the issues with the building gutter leaders that back up and cause ice dams; Paving the back lot, material bins and addressing drainage issues.

2022/2023 – Dickinson Park Splash Pad: \$850,000. The plan is to place the splash pad by Jack's Grove on the other side of the stream from the playground. The plan is a very extensive splash pad with wood structures and fountains. The splash pad will recycle the water, so the area would be considered a bathing area and showering would be required. The plan also includes a bathing house as well as a concession stand.

2023/2024 – Lake Lillinonah Park Improvements: \$500,000. This includes resurfacing the parking lot; Repairing of the boat ramp; boat dockage and slips; enlarge picnic area with a pavilion; potentially a gas dock.

2024/2025 – Teen Center Renovation: \$465,000. This is a project the commission will revisit in the next year, after the Community Center is built and there is a better feel for space needs and costs.

- Treadwell Artificial Turf & Lighting Replacement: \$800,000. A large portion of this project cost would be covered by P&R surcharge - \$550,000 and \$250,000 would be town bonding for the lighting upgrade.

2025/2026 – Rail Trail – Batchelder Park: \$1,400,000. This project would continue the rail trail from Monroe into Newtown as far up as Fairfield Hills. This would include removing the old rail bed and converting it into an urban trail.

2026/2027 – Treadwell Park Improvements: \$1,000,000. This project is to replace the playground and to repair pavilion.

2027/2028 – Fairfield Hills Recreation Plan Phase 1 (Fields & Trail): \$1,350,000. This project would improve the trail by the cul-de-sac and making it ADA compliant as well as adding more community space. It would also allow special events to take place on an area that is not an athletic field.

2028/2029 – Duplex/Plymouth Hall Renovation (Remediation): \$15,015,000. This building has a gym, theatre and classrooms.

Motion:

Commissioner Pat Barczak made a motion to approve the 10 year CIP 2019 - 2029 as amended. This motion was seconded by commissioner Clinton DePaolo, which was carried unanimously.

- *Community Center:*

Ms. Mangold gave the commission a brief update on the Community Center. The building of the Center is coming along and the Parks and Recreation staff attended the signing of the final beam before being hoisted into place. Ms. Mangold is part of the Community Center structure sub-committee as a guest and attends meeting when available.

New Business:

- *Lightning detection information to residents: (see attached #4)*

Ms. Mangold wanted to discuss and educate the commission on the lightening system. Mr. Samuelson stated that all the lightening system expansions are up and running at all parks. At this time all the sports organizations and the community should become aware on how the lightening system works. The system will sound an alarm of any lightening within 5 miles of system and has a strobe light until lightning has moved out of the area. Parks and Recreation will be posting signs making the public aware of how the system works.

Chairman's Report:

Director's Report:

Amy Mangold, Director of Parks and Recreation:

- Ms. Mangold has been working closely with the Health Department this summer in regards to the quality of the water at Eichler's Cove.
- Ms. Mangold explained that despite the rainy summer, the summer concert series has run on schedule, with the exception of June 28th concert and August 10th Movie Night, which were rescheduled.
- Ms. Mangold and Mr. Samuelson have been working with some changes with the maintenance staff.
- Ms. Mangold continues to be involved with the Healthy Community Committee, Age Friendly Community Committee, and the Sustainability Community Committee and feels that each of these committees play a role with Parks and Recreation. Ms. Mangold explained to the commission that there are two different organizations that are developing bags for shopping as a substitute for plastic bags. One of the organizations is NEAT (Newtown Environmental Action Team) is designing a shopping bag and had a contest for the logo. The organization will sell the bags and the proceeds will go to Parks and Recreation to use towards environmental projects. The Victory Garden is also developing a bag that they will be selling.
- Ms. Mangold handed the commission a copy of, *Summer 2018 Newtown Parks and Recreation Waterfront Attendance Report. (please see attached graph#6)* The report was produced by Zachary Mangold, a summer intern, at Parks and Recreation. The Report is compiled data that was calculated to show the total number of patrons that had visited Treadwell Pool and Eichler's Cove, broken down by day and hour. This report will be used as a tool to help determine budget and staffing in the future.
- Ms. Mangold stated that they have ordered 24 *Tobacco Vape Free Park* signs to hang in all the parks and recreation areas.

RoseAnn Reggiano, Assistant Director of Recreation:

- Ms. Reggiano stated that Union Savings Bank wants to donate \$250.00 to the Dog Park. Ms. Reggiano and Mr. Samuelson met with Jennifer Molony from Union Savings Bank at the Dog Park to discuss using the donation to put a circular bench around Brenda's tree.
- There was a total of \$2400.00 in proceeds from the Mad Dash. Ms. Reggiano stated that \$1,200.00 went into the Parks and Recreation Camp Scholarship and \$1,200.00 went to cosponsor, Ben's Bells.
- Ms. Reggiano explained to the commission that the Day Camp program was a huge success this summer, with approximately 100 to 125 children attending each week. All the children had fun, counselors were terrific and the camps went on many fun field trips. One of the counselors, Bryce Bisset video taped many of the activities and field trips at Treadwell Camp and came up with a 10 minute documentary of the summer. The commission suggested that Parks and Recreation put this up on YouTube.
- Ms. Reggiano stated that NYA was very accommodating this summer and opened up their facility on inclement days as a backup facility for our smaller camps.
- Ms. Reggiano met with Helen Brickfield a member of the Chamber of Commerce, to work on Newtown Day - Food & Festivities, to take place Saturday, October 6, 2018, on the Fairfield Hills Campus. The team is currently working on getting sponsorships, vendors and volunteers.
- The Newtown Parks and Recreation's 2nd Annual Carnival is October 19, 20, and 21, 2018, to take place on Fairfield Hills Campus.
- The rain date for the cancelled Movie Night is Friday 17, 2018. This free event will be on Fairfield Hills Campus and will start at 6pm. There will be a DJ, Mad Hatter Inflatables, popcorn and concessions for sale. The movie Coco will start at 8:30pm.
- Ms. Reggiano is busy working on the Fall Brochure.

Carl Samuelson, Assistant Director of Parks: (Please see attachment #7)

- Mr. Samuelson explained to the commission that he is down on staff due to injuries, illness, and vacation time. The staff has had to work with lots of inclement weather and town vehicles being out of commission while being worked on.
- Mr. Samuelson stated that the sodding of Sandy Hook School baseball field was completed last week and the maintainers are in the process of finishing the project. The next project will be the baseball field at Hawley School.
- Mr. Samuelson is sponsoring a Field Day at the Newtown High School next week in which 8 vendors have committed to the event.
- Eichler's Cove continues to be a very busy marina.

Correspondence:

Mr. Samuelson stated that Parks and Recreation received a thank you note from Babe Ruth after the completion of Glander Field.

Commissioners out and about: None

Motion:

Commissioner Warren Spencer made a motion to adjourn the meeting at 8:04 pm. This motion was seconded by Commissioner Pat Barczak, which was carried unanimously.

The next regular meeting is scheduled for Tuesday, September 11, 2018 at 6:00 pm in the Conference Room located at 3 Main Street, Newtown, CT.

Submitted by,

Gabriella Chernoff, clerk

Town of Newtown
Department CIP Summary Worksheet
For the Ten Fiscal Years 2019/2020 to 2028/2029

PARTMENT: Parks & Recreation		PROJECT COST - TOTAL / BONDED									
Item #	Capital Item	2019/2020	2020/2021	2021/2022	2022/2023	2023/2024	2024/2025	2025/2026	2026/2027	2027/2028	2028/2029
Item # 1	Tilson Artificial Turf Replacement	500,000	-	-	-	-	-	-	-	-	-
Item # 2	Dickinson Park Pavilion Replacement	500,000	-	-	-	-	-	-	-	-	-
Item # 3	Pickleball Courts	420,000	420,000	-	-	-	-	-	-	-	-
Item # 4	Maintenance Yard Improvements	-	-	670,000	-	-	-	-	-	-	-
Item # 5	Dickinson Park Splashpad	-	-	-	850,000	-	-	-	-	-	-
Item # 6	Lake Lillimorah Park Improvements	-	-	-	-	500,000	-	-	-	-	-
Item # 7	Teen Center Renovation	-	-	-	-	-	485,000	-	-	-	-
Item # 8	Treadwell Artificial Turf and Lighting Replacement	-	-	-	-	-	800,000	-	-	-	-
Item # 9	Rail Trail - Batchelder Park	-	-	-	-	-	250,000	1,400,000	-	-	-
Item # 10	Treadwell Park Improvements	-	-	-	-	-	-	1,400,000	1,000,000	-	-
Item # 11	Fairfield Hills Recreation Plan Phase 1 (fields & trail)	-	-	-	-	-	-	-	-	1,350,000	-
Item # 12	Duplex/Plymouth Hall Renovation (Remediation)	-	-	-	-	-	-	-	-	-	10,000,000
Item # 13	0	-	-	-	-	-	-	-	-	-	-
Item # 14	0	-	-	-	-	-	-	-	-	-	-
Item # 15	0	-	-	-	-	-	-	-	-	-	-
Item # 16	0	-	-	-	-	-	-	-	-	-	-
Item # 17	0	-	-	-	-	-	-	-	-	-	-
Item # 18	0	-	-	-	-	-	-	-	-	-	-
TOTAL COST OF ALL PROJECTS		1,000,000	420,000	670,000	850,000	500,000	1,255,000	1,400,000	1,000,000	1,350,000	10,000,000
TOTAL TO BE BONDED		500,000	420,000	670,000	850,000	500,000	715,000	1,400,000	1,000,000	1,350,000	10,000,000

Parks & Recreation Long-Term CIP Project List August 2018

<u>CIP Requests - Approved by Parks & Recreation Commission 08/14/18</u>		
<u>Years 1-5</u>		
2019-20	Tilson Artificial Turf Replacement	\$500,000
	Dickinson Pavilion Replacement	\$500,000
2020-21	FFH Pickle Ball Courts (4 courts with lights)	\$420,000
2021-22	Maintenance Yard Improvements	\$670,000
2022-23	Dickinson Splash Pad	\$850,000
2023-24	Lake Lillnonah Park Improvements	\$500,000
	Total	\$3,440,000

*

* Project funding from P & R source (Surcharge, Eichler's Cove Revolving Account, etc. - NOT through town bonding

** Project funding through a combination of P & R source and town bonding.

<u>Additional CIP Requests Planned for Years 6-10</u>		
<u>Years 6-10</u>		
2024-25	Teen Center Renovation	\$465,000
	Treadwell Artificial Turf & Lighting Replacement	\$800,000
2025-26	Rail Trail - Patchelder Park	\$1,400,000
2026-27	Treadwell Park Improvements	\$1,000,000
2027-28	Fairfield Hills Recreation Plan Phase 1 (fields & trail)	\$1,350,000
2028-29	Duplex/Plymouth Hall Renovation (Remediation)	\$10,000,000
	Total	\$15,015,000

*

**

[illegible]

[illegible]

157

○ ○ ○ ○ ○ ○ ○ ○ ○ ○ ○ ○

*Based on survey of P & R staff & Commissioners

TOWN HALL SOUTH
3 MAIN STREET
NEWTOWN, CT 06470
TEL. (203) 270-4340
FAX (203) 270-4333



#2
CARL SAMUELSON
ASSISTANT DIRECTOR, PARKS

TOWN OF NEWTOWN

Dickinson Pavilion Replacement Budget

New 50 X 100 Polygon structure - \$53.20 PSF	\$266,000
Shipping	\$ 20,000
Lighting	\$ 14,000
PA Equipment (Wiring accommodations and amplification)	\$ 9,000
Utilities – Install new electrical service to site from garage including low Voltage wiring for wi-fi. Includes transformer and grounding.	\$ 28,000
Test borings	\$ 4,000
Footings 10 footings @ \$2500 each (must verify soil loading)	\$ 25,000
Post tension concrete floor 6000 SF @ \$9 psf	\$ 54,000
Demo and disposal of existing pavilion in house	\$ 10,000
Crushed stone, compactor rental and drainage for concrete base	\$ 20,000
Total:	\$450,000

Costs derived from vendor estimates and current material tonnage costs.

Shelter costs:

Polygon - Standard \$50 psf, with required loading \$53.20 psf
Pioneer Pole Buildings – Standard \$52.63 psf
Natural Structures – Standard \$54 psf with loading \$58 psf
Cedar Store – Standard \$45.30 psf, does not offer required loading

Lighting / PA costs:

F&W
Ken Burns Electrical

Utilities:

Nagel Electric
Town Electrician

Footing costs:

Whisconier Construction
Paul Kochiss Concrete

Post Tension Floor:

Paul Kochiss Concrete
Classic Turf Inc

Test Borings:

Site LLC

Disposal Costs:

Associated Refuse

RECTANGLE

GABLE ROOF



WLG



TYPICAL DIMENSIONS

Bin	Size	# of 8' Bays
WLG	16X20	2
WLG	16X28	3

DOWNLOAD TYPE

EDR	PDF	DWG
EDR	PDF	DWG

GABLE ROOF RECTANGLE

PICNIC TABLE SHELTER



Custom REK



View more photos

(<https://www.flickr.com/photos/polygonbyportercorp/albums/72157673542933186>)

TYPICAL DIMENSIONS

Bin	Size	Bay Size
REK	08X09	07

DOWNLOAD TYPE

EDR	PDF	DWG

SITE PLAN RENDERING
REVISED AUGUST 2018





Recommend Net Posts Extend 12 in. Outside Sideline
Recommend Line Widths = 2 in.

Net Height at Sideline = 36 in.
(34 in. at Center)

Non-Volley Line

Non-Volley Zone

Sideline

Left
Service
Area

Right
Service
Area

Baseline

Centerline

20 ft. (inclusive of lines)

10 ft.

48 ft. 4 in.

44 ft.
(inclusive of lines)


7 ft.

15 ft.


Line Tolerances:

- Net line to outside of NVZ line: 7' +/- 1/8"
- Net line to outside of baseline: 22' +/- 1/4"
- Outside sideline to outside sideline: 20' +/- 1/4"
- Outside sideline to centerline: 10' +/- 1/8"
- Diagonal dimension to outside of lines: 48' 4" +/- 3/4"


PICKLEBALL
34' x 64'
(INCL. RECOMMENDED
SAFETY ZONE)




PICKLEBALL
34' x 64'
(INCL. MINIMUM
SAFETY ZONE)




PICKLEBALL
COURT #1
(MIN. SAFETY ZONE)




PICKLEBALL
COURT #2
(MIN. SAFETY ZONE)




PICKLEBALL
COURT #3
(MIN. SAFETY ZONE)




PICKLEBALL
COURT #4
(MIN. SAFETY ZONE)

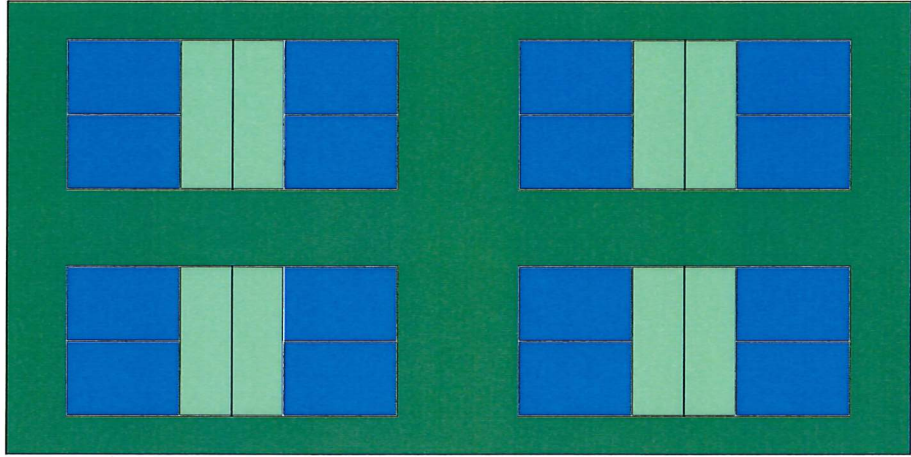
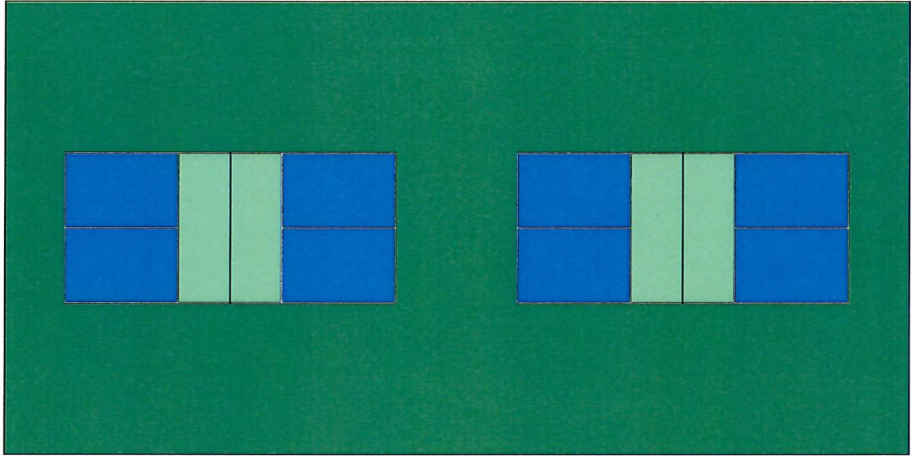
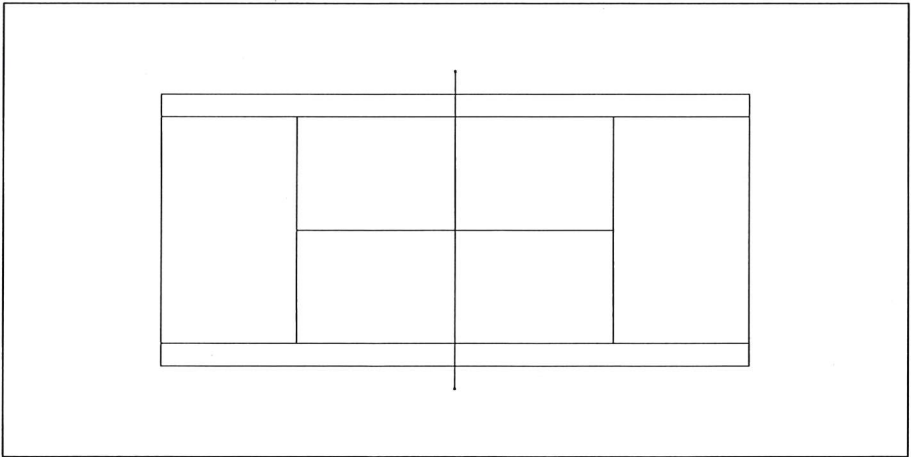


PICKLEBALL
34' x 64'
(INCL. RECOMMENDED
SAFETY ZONE)



PICKLEBALL 4-COURT LAYOUT
138' x 64'
(ALL COURTS HAVE
RECOMMENDED SAFETY ZONE)





ATTENTION

**THIS PARK IS EQUIPPED WITH A
LIGHTNING DETECTION SYSTEM**

IF SIREN SOUNDS & STROBE LIGHT IS ON

TAKE SHELTER

**STROBE LIGHT REMAINS ON DURING
LIGHTNING DETECTION**

IF SIREN SOUNDS & STROBE LIGHT IS OFF

IT IS SAFE TO RETURN

**THIS SYSTEM IS NOT ABSOLUTE
PROTECTION USE COMMON SENSE**

SEEK SHELTER IMMEDIATELY IF:

YOU HEAR THE SIREN AND SEE THE STROBE LIGHT

YOU HEAR THUNDER (REGARDLESS OF SIREN)

YOU SEE LIGHTNING (REGARDLESS OF SIREN)

YOU SEE THE STROBE LIGHT ON WHEN ARRIVING TO THE PARK

NEWTOWN PARKS AND RECREATION

#6

Summer 2018 Newtown Parks and Recreation Waterfront Attendance Report

August 14th, 2018

Treadwell Pool

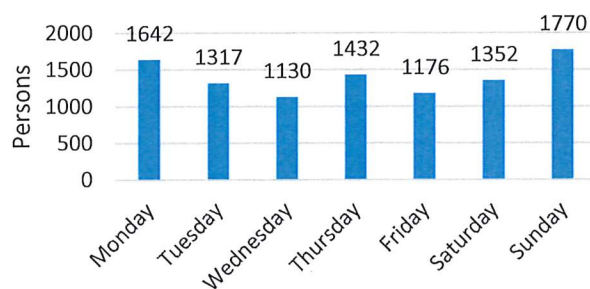
As of 8/12/18 our data shows a net total of 9,818 pool patrons since the pool opened. There were 363 patrons in May, 2351 in June, 5330 in July, and 1775 in August as of August 12th.

Net Attendance Data

	May	June	July	August	Total
Monday	24	181	1072	365	1642
Tuesday	96	352	746	123	1317
Wednesday	72	168	651	239	1130
Thursday	8	205	844	375	1432
Friday	0	321	621	234	1176
Saturday	158	668	466	60	1352
Sunday	5	456	930	379	1770
Net Total	363	2351	5330	1775	9818

Table 1: Net Attendance by Day of the Week.

Summer 2018 Net Attendance by Day

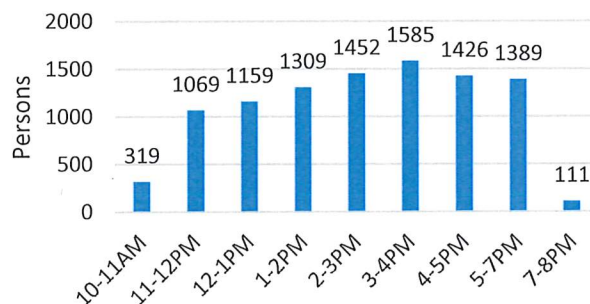


Daily Averages

	May	June	July	August	Total
Monday	8.0	45.3	214.4	91.3	109.5
Tuesday	32.0	88.0	149.2	30.8	94.1
Wednesday	24.0	42.0	162.8	47.8	80.6
Thursday	2.7	51.3	211.0	75.0	102.3
Friday	0.0	64.2	155.3	58.5	84.0
Saturday	52.7	133.6	116.5	15.0	90.1
Sunday	1.7	114.0	186.0	94.8	118
Total	121.0	538.3	1195.1	413.1	678.6

Table 2: Average Attendance per Day by Day of the Week. The 'Total' row can be used as an approximation for average weekly attendance. The 'Total' column is the average attendance for each day of the week over the entire summer.

Summer 2018 Net Attendance by Hour

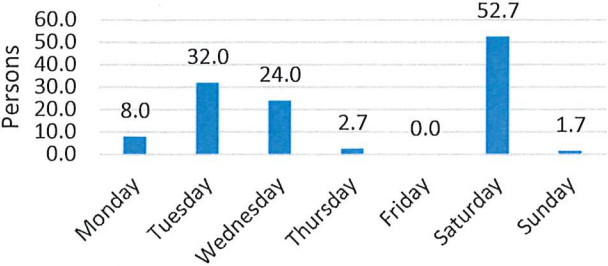


Net Pool Attendance by Time of Day

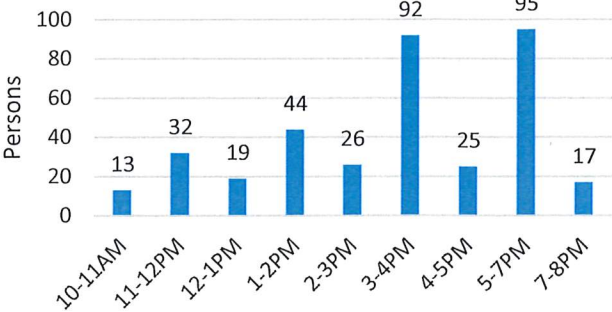
	10-11AM	11-12PM	12-1PM	1-2PM	2-3PM	3-4PM	4-5PM	5-7PM	7-8PM	Total
May	13	32	19	44	26	92	25	94	17	362
June	131	187	177	243	378	371	452	399	13	2351
July	128	625	658	769	752	844	742	738	74	5330
August	47	225	305	253	296	278	207	157	7	1775
Total	319	1069	1159	1309	1452	1585	1426	1388	111	9818

Newtown Parks and Recreation Summer 2018 Waterfront Attendance

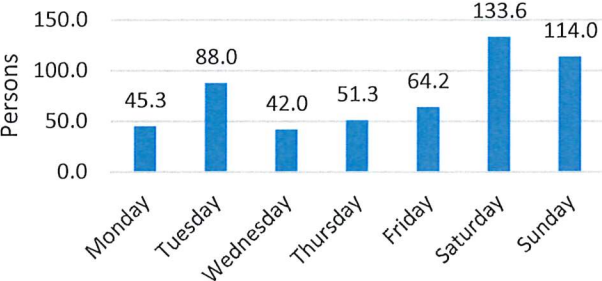
May 2018 Average Attendance by Day



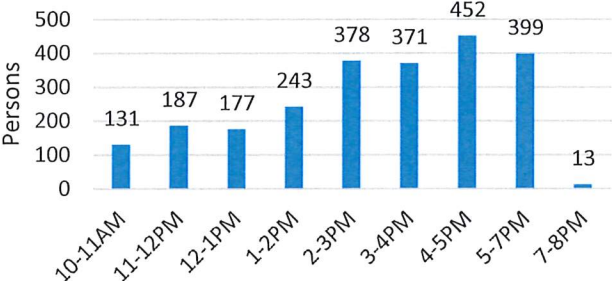
May 2018 Net Attendance by Hour



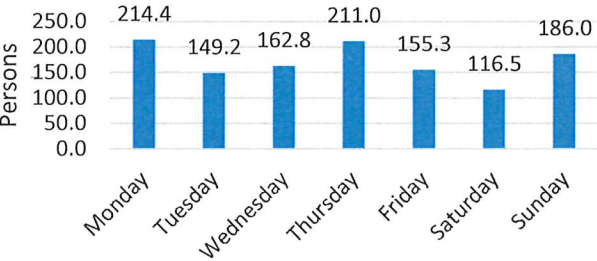
June 2018 Average Attendance by Day



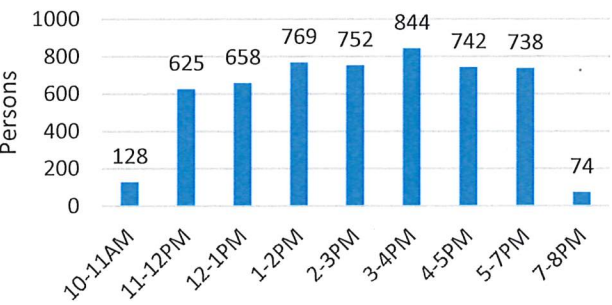
June 2018 Net Attendance by Hour



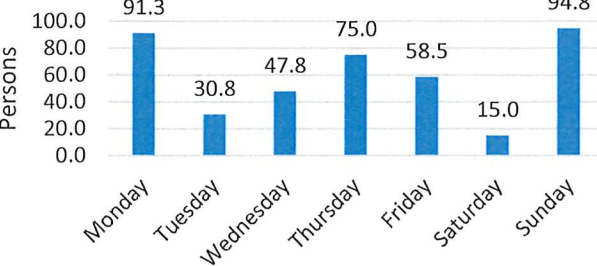
July 2018 Average Attendance by Day



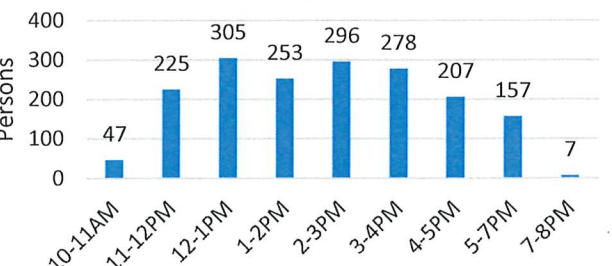
July 2018 Net Attendance by Hour



August 2018 Average Attendance by Day



August 2018 Net Attendance by Hour



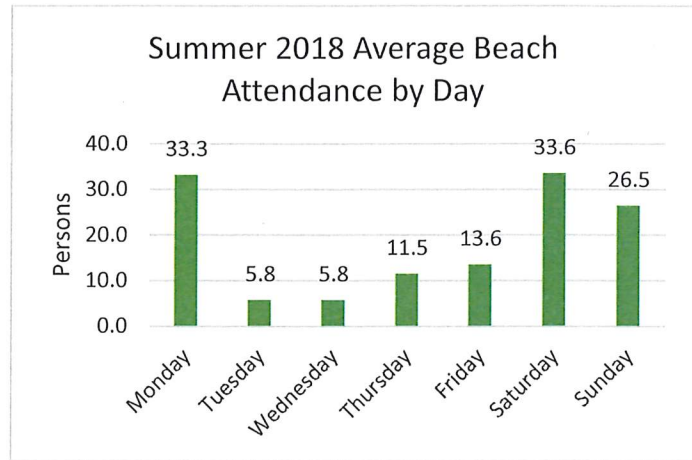
Newtown Parks and Recreation Summer 2018 Waterfront Attendance

Eichler's Cove

As of 8/1/18 our data shows a net total of 1,928 beach patrons since the cove opened. There were 49 patrons in May, 567 in June, and 1312 in July. The beach was closed August 1st.

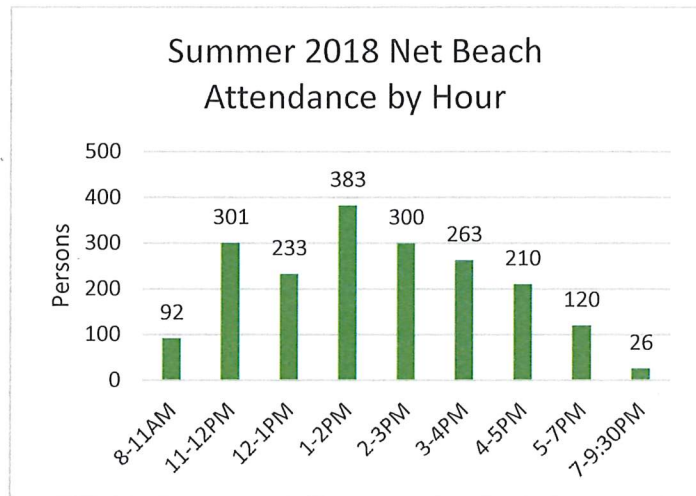
Net Beach Attendance by Day				
	May	June	July	Total
Monday	6	133	145	284
Tuesday	5	23	147	175
Wednesday	3	23	186	212
Thursday	1	46	257	304
Friday		68	108	176
Saturday	33	168	211	412
Sunday	1	106	258	365
Total	49	567	1312	1928

Table 3: Net Attendance by Day of the Week. As there were no Fridays in May when the beach was open, the cell is left blank.



Average Beach Attendance by Day				
	May	June	July	Total
Monday	6	33.3	29.0	28.4
Tuesday	5	5.8	29.4	17.5
Wednesday	3	5.8	46.5	23.6
Thursday	1	11.5	64.3	33.8
Friday		13.6	27.0	19.6
Saturday	33	33.6	52.8	41.2
Sunday	1	26.5	51.6	36.5
Total	49	130.0	300.5	200.5

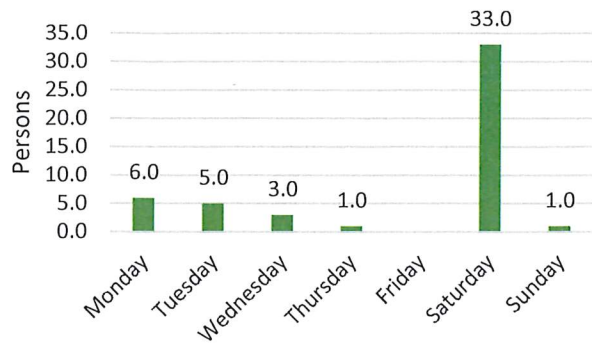
Table 4: Average Attendance per Day by Day of the Week. The 'Total' row can be used as an approximation for average weekly attendance. The 'Total' column is the average attendance for each day of the week over the entire summer.



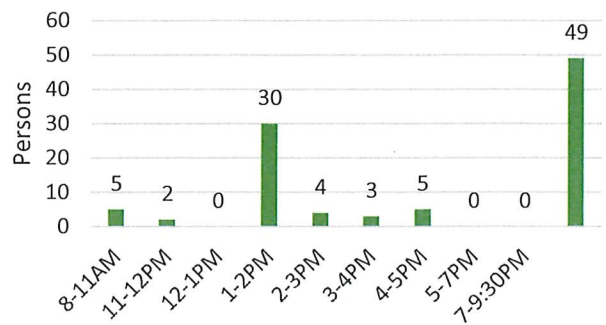
Net Beach Attendance by Time of Day										
	8-11AM	11-12PM	12-1PM	1-2PM	2-3PM	3-4PM	4-5PM	5-7PM	7-9:30PM	Total
May	5	2	0	30	4	3	5	0	0	49
June	53	105	62	54	120	115	51	7	0	567
July	34	194	171	299	176	145	154	113	26	1312
Total	92	301	233	383	300	263	210	120	26	1928

Newtown Parks and Recreation Summer 2018 Waterfront Attendance

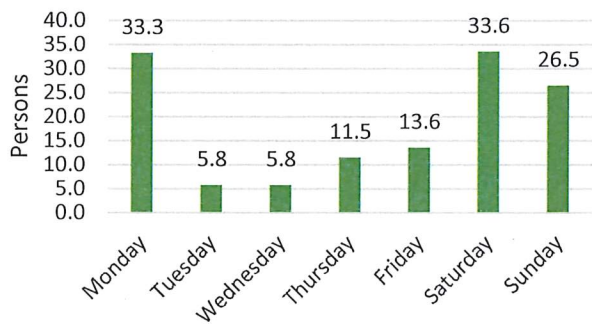
May 2018 Average Beach Attendance by Day



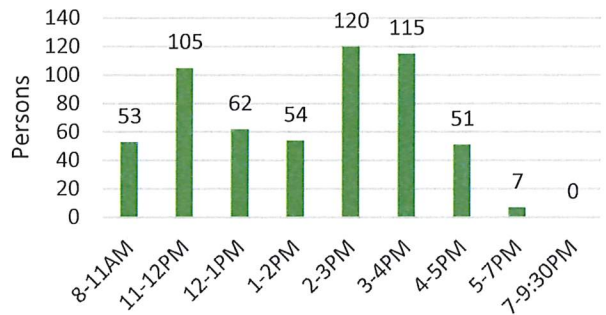
May 2018 Net Beach Attendance by Hour



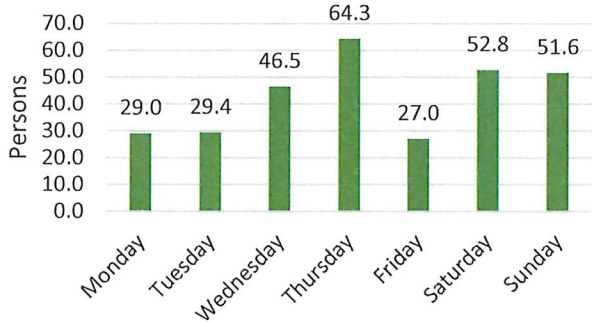
June 2018 Average Beach Attendance by Day



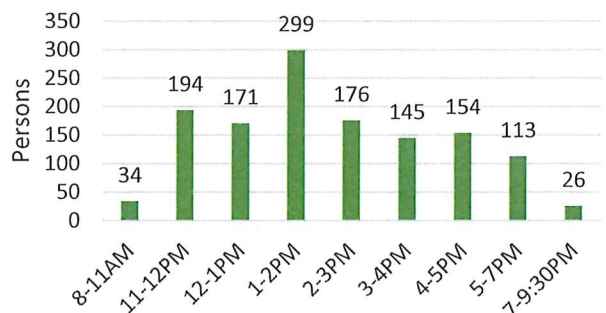
June 2018 Net Beach Attendance by Hour



July 2018 Average Beach Attendance by Day



July 2018 Net Beach Attendance by Hour



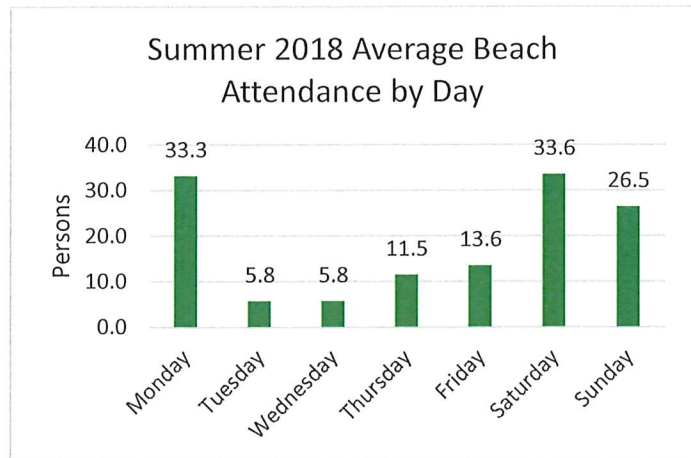
Newtown Parks and Recreation Summer 2018 Waterfront Attendance

Eichler's Cove

As of 8/1/18 our data shows a net total of 1,928 beach patrons since the cove opened. There were 49 patrons in May, 567 in June, and 1312 in July. The beach was closed August 1st.

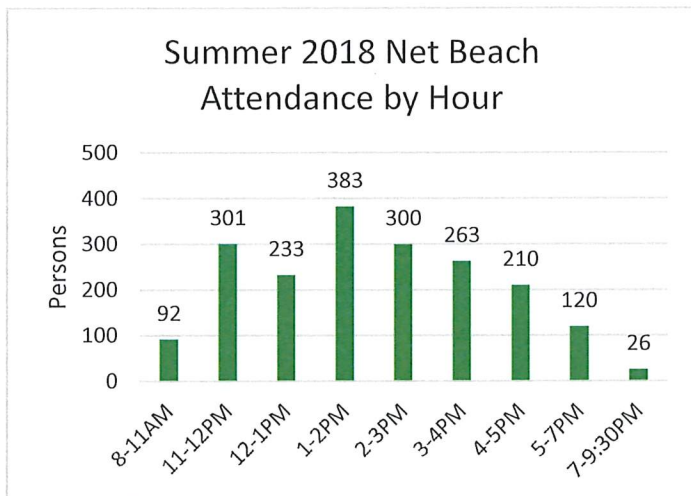
Net Beach Attendance by Day				
	May	June	July	Total
Monday	6	133	145	284
Tuesday	5	23	147	175
Wednesday	3	23	186	212
Thursday	1	46	257	304
Friday		68	108	176
Saturday	33	168	211	412
Sunday	1	106	258	365
Total	49	567	1312	1928

Table 3: Net Attendance by Day of the Week. As there were no Fridays in May when the beach was open, the cell is left blank.



Average Beach Attendance by Day				
	May	June	July	Total
Monday	6	33.3	29.0	28.4
Tuesday	5	5.8	29.4	17.5
Wednesday	3	5.8	46.5	23.6
Thursday	1	11.5	64.3	33.8
Friday		13.6	27.0	19.6
Saturday	33	33.6	52.8	41.2
Sunday	1	26.5	51.6	36.5
Total	49	130.0	300.5	200.5

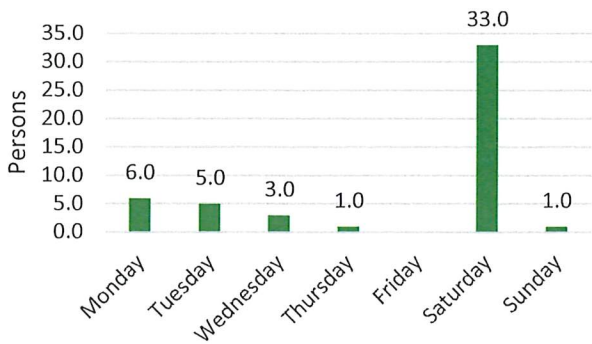
Table 4: Average Attendance per Day by Day of the Week. The 'Total' row can be used as an approximation for average weekly attendance. The 'Total' column is the average attendance for each day of the week over the entire summer.



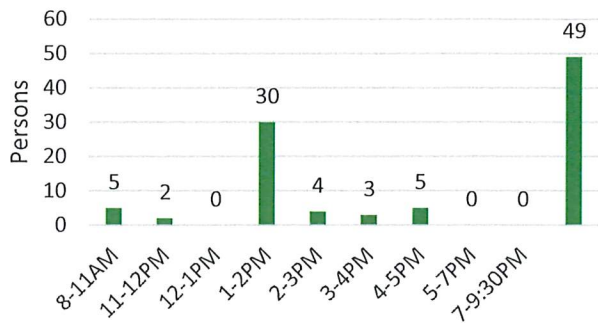
Net Beach Attendance by Time of Day										
	8-11AM	11-12PM	12-1PM	1-2PM	2-3PM	3-4PM	4-5PM	5-7PM	7-9:30PM	Total
May	5	2	0	30	4	3	5	0	0	49
June	53	105	62	54	120	115	51	7	0	567
July	34	194	171	299	176	145	154	113	26	1312
Total	92	301	233	383	300	263	210	120	26	1928

Newtown Parks and Recreation Summer 2018 Waterfront Attendance

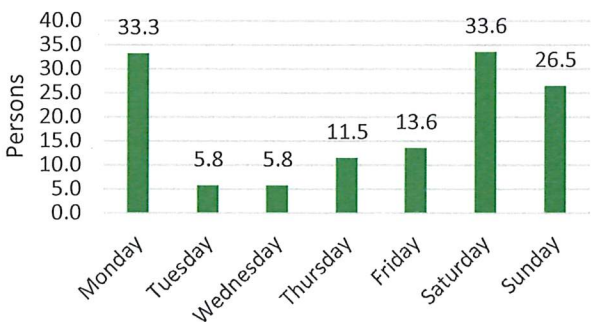
May 2018 Average Beach Attendance by Day



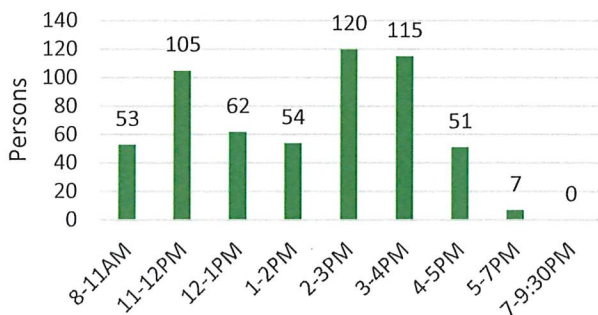
May 2018 Net Beach Attendance by Hour



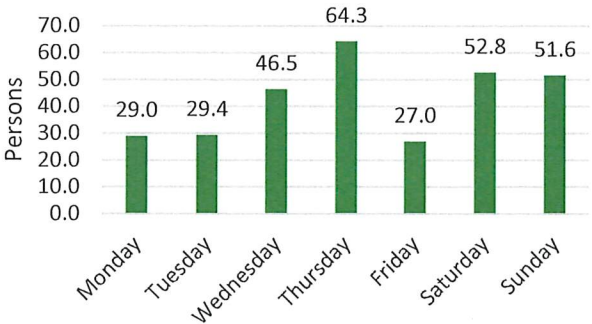
June 2018 Average Beach Attendance by Day



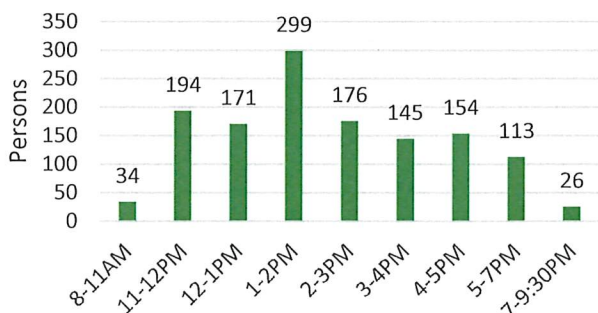
June 2018 Net Beach Attendance by Hour



July 2018 Average Beach Attendance by Day



July 2018 Net Beach Attendance by Hour



TOWN HALL SOUTH
3 MAIN STREET
NEWTOWN, CT 06470
TEL. (203) 270-4340
FAX (203) 270-4333



7
CARL SAMUELSON
ASSISTANT DIRECTOR, PARKS

TOWN OF NEWTOWN

PARKS AND RECREATION DEPARTMENT

PARKS AND FIELDS REPORT

TO: Newtown Parks and Recreation Commission,
Amy Mangold, Director

FROM: Carl Samuelson, Assistant Director – Parks

DATE: August 14, 2018

RE: Monthly park update and field report

We had made great strides in catching up from the May storm only now to be fighting the rain. We are extremely behind in regular mowing duties as wet conditions have prevented us from our regular mowing. We were down 4 trucks for 3 of the last 4 weeks but two of those were put back in service this week.

Dickinson Park: Camp has ended but the park remains busy. Fall sports will be starting here in two weeks.

Newtown Middle School: These fields are some of the worst when it is wet. The newer multi purpose field and the softball field are the exception. The fields are ready for fall sports, assuming they dry out by then.

Orchard Hill: No new news here

Lake Lillinonah: Debris is being cleared from the boat ramp here every few days. There has been a lot with the constant rain.

Glander Fields: Fields are still seeing regular use and show the wear of use all summer. Regular grooming and maintenance continues.

Liberty Fields: These fields have been incredibly wet with recent rains and are showing signs of turf disease from soil saturation.

Oakview: The saturated soils have really stunted recovery here. We will be aerating here again before the fall season.

Tilson Field: No news here.

Treadwell Soccer/Softball: These fields are open and being groomed on regular basis.

Walnut Tree: This is the one field loving all of this rain. The field looks good for the time of year due to the rain.

Fairfield Hills: March for Our lives created some damage on the athletic fields so we will be aerating and seeding here as soon as possible.

High Meadow along with other fields is suffering from saturated soils. Hopefully things dry out soon.

NHS Fields: The fields are holding up well for the season. We will be hosting our annual field day here on August 22. The multipurpose fields look great here but the baseball field is showing signs of disease from soil saturation.

Dog Park: No new news here.

Treadwell Park: Things are running well here. The wet few weeks has kept us busy cleaning locker rooms and trying to mow slippery slopes.

Eichlers Cove Marina: No new news here.

Sandy Hook School: The field repairs are going well. Sod was laid last week but it has been too wet since to finish up.

Staff:

- 624 hours of vacation/sick/personal/injury/discipline hours were used out of 2720 potential work hours in the past month. This represents a 23% loss in workforce.