

State of Connecticut
Official Ballot




Newtown, Connecticut	September 12, 2017	Republican Primary
----------------------	--------------------	-----------------------

PRIMARY VOTING INSTRUCTIONS ONLY
I. The name or names of party-endorsed candidate appear first in each vertical column and the name of each party-endorsed candidate is marked with an asterisk. If there is no party endorsement, the designation "no party endorsement" appears under the office or position designation.
II. There is no write-in voting at primaries.

Be sure to read instructions on reverse side of this ballot. It will help you in voting.


OFFICE →	1	2	3
	First Selectman Vote for One	Selectman Vote for One	Town Clerk Vote for One
	<input type="radio"/> 1A William F.L. Rodgers*	<input type="radio"/> 2A Jeffrey Capeci*	<input type="radio"/> 3A Debbie Aurelia Halstead*
	<input type="radio"/> 1B Mary Ann Jacob	<input type="radio"/> 2B Neil K. Chaudhary	<input type="radio"/> 3B Ann M. LoBosco

S
A
M
P
L
E



HOW TO USE THIS BALLOT

CAUTION: This ballot may consist of more than one sheet.





I. TO MARK THIS BALLOT. Make a clear, bold mark in each appropriate oval as shown.  Use a black or blue pen or pencil.

Vote for candidates individually. Do not mark the party names in any way.

II. TO VOTE FOR CANDIDATES. In most cases, only one mark or write-in vote is allowable in each column (that is, for each office).





A. TO VOTE FOR CANDIDATES ON THE BALLOT. Mark the oval left of the name of each candidate for whom you wish to vote.

Example of Vote for Candidates

OFFICE PARTY →	1 TITLE of OFFICE	2 TITLE of OFFICE
NAME OF PARTY	 1A NAME of CANDIDATE	 2A NAME of CANDIDATE
NAME OF PARTY	 1B NAME of CANDIDATE	 2B NAME of CANDIDATE

In the case of an office for which you may vote for two or more candidates, you may mark your ballot for the proper number of candidates anywhere in that group even though one may be directly below the other.

Example of Vote for Multiple-opening Office

OFFICE PARTY →	1 TITLE of OFFICE	2 TITLE of OFFICE
NAME OF PARTY	 1A NAME of CANDIDATE	 2A NAME of CANDIDATE
NAME OF PARTY	 1B NAME of CANDIDATE	 2B NAME of CANDIDATE

ABSENTEE VOTING INSTRUCTIONS ONLY

NOTE: After filling out this ballot (A), fold it and INSERT THE BALLOT IN THE INNER ENVELOPE (B). SEAL THE ENVELOPE. This envelope carries a statement which you must sign and which is subject to the penalties of false statement in absentee balloting provided by state law.

See further instructions on Inner Envelope (B) and in the enclosed "Instructions for Absentee Voting."