

Town of Newtown
Pension Committee Regular Meeting
July 21, 2022, 7:30pm
Newtown Municipal Center – Conference Room #1
3 Primrose Street, Newtown, CT

THE FOLLOWING MINUTES ARE SUBJECT TO APPROVAL BY THE PENSION COMMITTEE.

Meeting called to order by Chairman Ellen Whalen at 7:34 pm.

Committee Members in attendance: Sam Broomer, John DiNoto, Charles Farfaglia and Ellen Whalen
Absent: Joe Eppers, Tom Snayd and Paula Wickman (Work Related Injury)

Minutes

Mr. Broomer made a motion to amend the March 24, 2022, special meeting with corrections as noted. (Minutes state March 14th. Next meeting has incorrect date.) Mr. DiNoto seconded. All in favor and motion passes.

Mr. Broomer made a motion to approve the minutes for January, April, and June 2022 regular meetings. Mr. Farfaglia seconded. All in favor and motion passes.

Correspondence

None

Retirements/Expenses

Mr. DiNoto made a motion to accept the Vitale retirement as presented. Mr. Broomer seconded. All in favor and motion passes.

Old Business

Pension Committee Guidelines

Administrative Chair Mr. Farfaglia shared he spoke with Mr. DiNoto regarding the history and review of the Pension Committee Guidelines. Mr. Farfaglia and Mr. DiNoto will meet to review the Guidelines and provide recommendations for change at the August PC meeting.

Town Pension Plan Document

Committee Members reviewed Redlined copy of Town Pension Plan. Chair Whalen noted questions re document language. Mr. Broomer suggested Mrs. Whalen, Messrs. Broomer, Farfaglia and DiNoto meet August 4th at 7pm at Town Hall to discuss the Amended and Restated Town Pension Plan Draft and the Amended and Restated Draft Police Plan Document to finalize comments and questions for Mr. Kasper, Pullman & Comley.

New Business

Pension/OPEB Trust Market Value/Return Update – June 30, 2022

Pension Trust Market Value: \$52.4 million, Plan Year to Date Return (PYD): -20.5%; OPEB \$3.97million, YTD Return: -16.0%
Fiducient Pension/OPEB June Flash Report provides more detail relative to investment holdings and respective returns.

Fiducient -

Update/Recommendations 457/401 Plans – September 15, 2022

Chair Whalen shared she spoke with Mr. Scott Boulton, Consultant, Fiducient Advisors. Mr. Boulton noted the second phase of their Plan reviews should be completed by August month end. Mr. Boulton will join the Committee at the September 15th Pension meeting to review the Plans' current investment and fee structures along with the recommendations for change. Next steps will be discussed.

Annual June 30 Investment Review – Set Date

Chair Whalen spoke with Ms. Devon Francis. The Pension and OPEB Comerica June 30th Annual Reports are completed and have been forwarded to Fiducient. They will review and prepare Trust Performance Reports. Ms. Francis will review Annual Trust Performance at the October 20th PC Meeting. Plans to meet with the Board of Selectmen re Trust Performance will be discuss and a date to be determined.

Pension/OPEB Actuarial Reports

Chair Whalen sent Mr. Dave Leonard, Pension Actuary, the Pension Comerica Annual Trust Report. Mr. Leonard anticipates June 30th Actuarial Report will be finalized and Mr. Leonard will review Reports with Committee at the November meeting...

Service Provider Review Meeting Schedule

Chair Whalen suggested inviting TR Paul to the December Pension meeting as part of Committee Governance Review. Meeting details will be finalized in the coming months.

Other

The Committee plans to meet again in the coming weeks to discuss guidelines and trust/plan documentation.

Voter Comment

None

Date of Next Meeting: Thursday, August 18, 2022, 7:30pm, Municipal Center, Conference Rm #1

Adjourn

With no further business, Mr. Farfaglia motioned to adjourn meeting. Mr. DiNoto, seconded. All in favor. Meeting adjourned at 8:22pm.

Respectfully submitted,
Kiley Morrison Gottschalk, Clerk

Attachments:

Pension/OPEB Monthly Flash Performance Report- June 30, 2022

Pension Trust Annual Report – June 30, 2022

OPEB Trust Annual Report – June 30, 2022



Newtown, CT

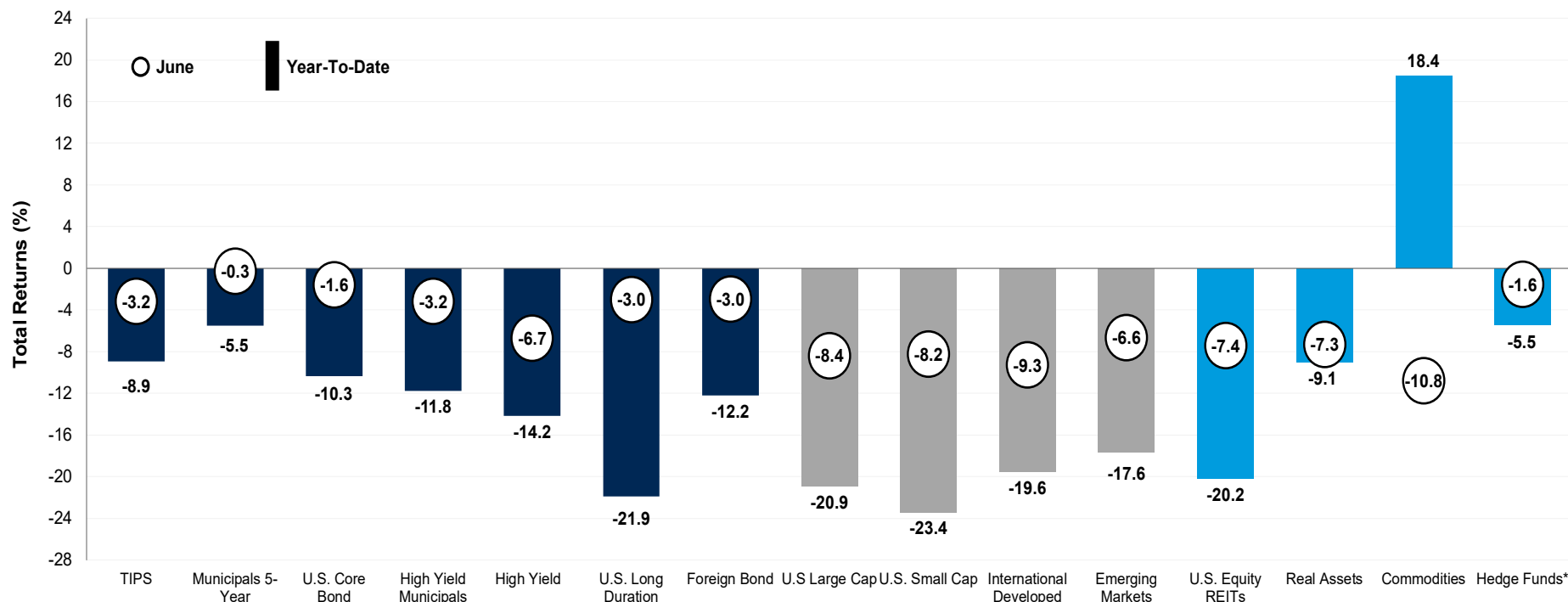
Monthly Performance Update - June 2022

This report is intended for the exclusive use of clients or prospective clients of Fiducient Advisors. The information contained herein is intended for the recipient, is confidential and may not be disseminated or distributed to any other person without prior approval. Any dissemination or distribution is strictly prohibited. Information has been obtained from a variety of sources believed to be reliable though not independently verified. Any forecasts represent future expectations and actual returns; volatilities and correlations will differ from forecasts. This report does not represent a specific investment recommendation. Please consult with your advisor, attorney and accountant, as appropriate, regarding specific advice.

Past performance does not indicate future performance and there is possibility of a loss.



Asset Class Performance



*Hedge fund returns are lagged 1 month. Sources: FactSet, Morningstar. As of June 30, 2022.

Fixed Income (June)

- Anticipation of the Federal Reserve's rate hike in June pushed rates higher in the first half of the month, but growing concerns of a recession caused rates to revert as the month progressed.
- Fears of slowdown further impacted credit markets and spread sectors generally underperformed Treasuries in the risk-off market.
- Rising rates abroad, coupled with a strengthening U.S. dollar, negatively impacted non-U.S. debt.

Equity (June)

- Equity markets globally added further to losses in June, ending what has been a difficult first half of the year. Concerns included high and persistent inflation, weakening economic data, hawkish central banks, and continued supply issues.
- European markets were lower due to high energy prices following further sanctions on Russia and a strengthening US dollar, which also weighed on emerging market equity returns.

Real Asset / Alternatives (June)

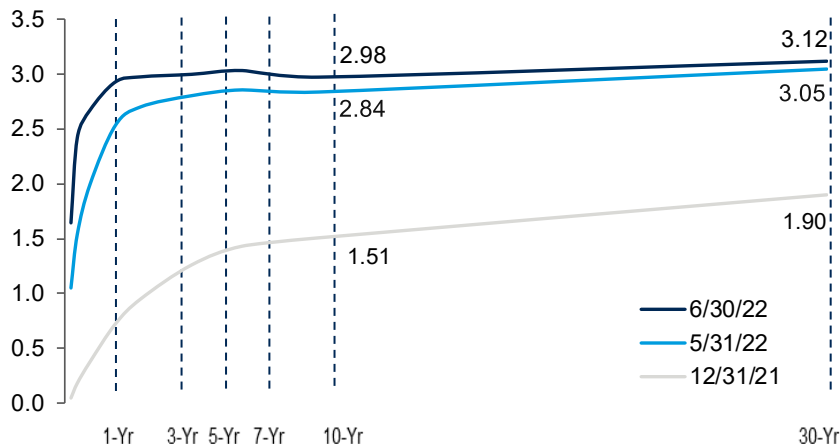
- REITs were lower in June as investors repriced risks with higher rates. Various snags in travel and lodging were seen negatively, leading to poor returns.
- Commodity markets saw prices roll over following a months-long rally, led lower by energy prices as investors priced in an economic slowdown and countries reduced their dependence on Russia and Ukraine.



Fixed Income Market Update

U.S. Treasury Yield Curve

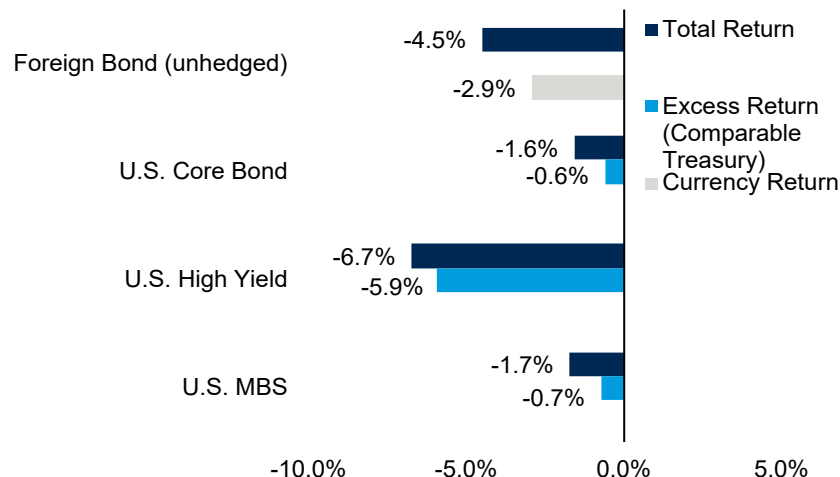
The U.S. yield curve flattened in June as the Federal Reserve raised its target rate by 75 basis points. However, longer-dated rates compressed in the back half of the month on growing concerns of a slowing economy.



Source: FactSet. As of June 30, 2022.

Index Performance Attribution (June 2022)

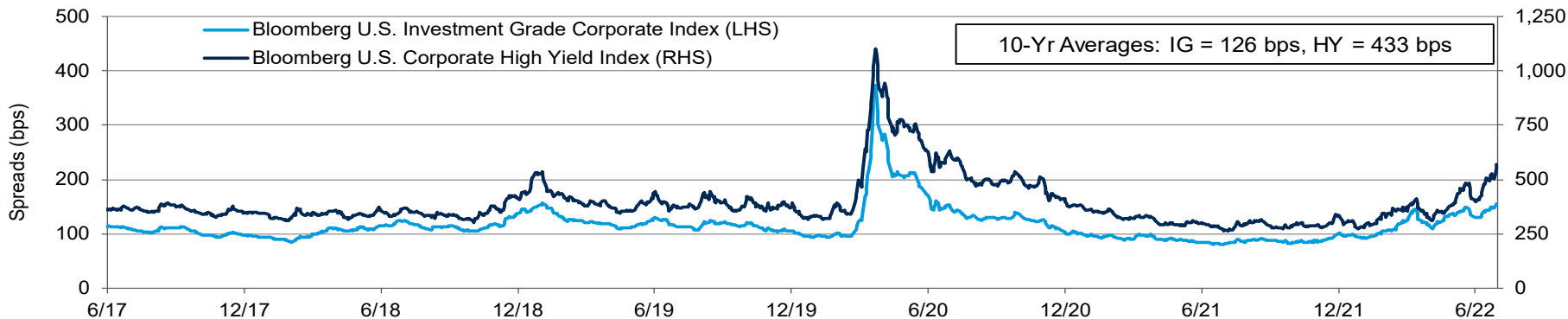
Spread sectors generally underperformed Treasuries in the risk-off environment, with notable weakness in the high yield sector, as investors digested what the Fed's impact will be on the economy.



Source: FactSet. As of June 30, 2022.

Credit Market Spreads – Trailing 5 Years

Corporate bond spreads, both investment grade and high yield, jumped in June. A relatively strong earnings season and supportive fundamentals were not enough to overcome investors' concerns of a growing probability of an economic slowdown. Spreads have now moved back above their 10-year averages.



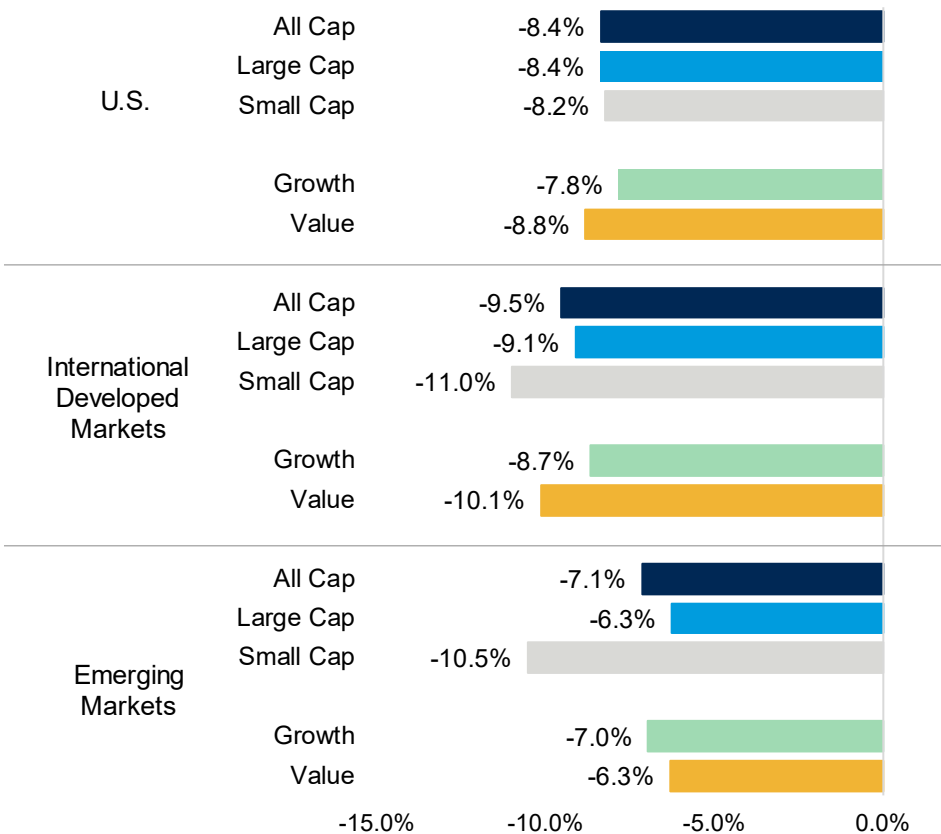
Source: FactSet. As of June 30, 2022.



Equity Market Update

Market Capitalization & Style Performance (June 2022)

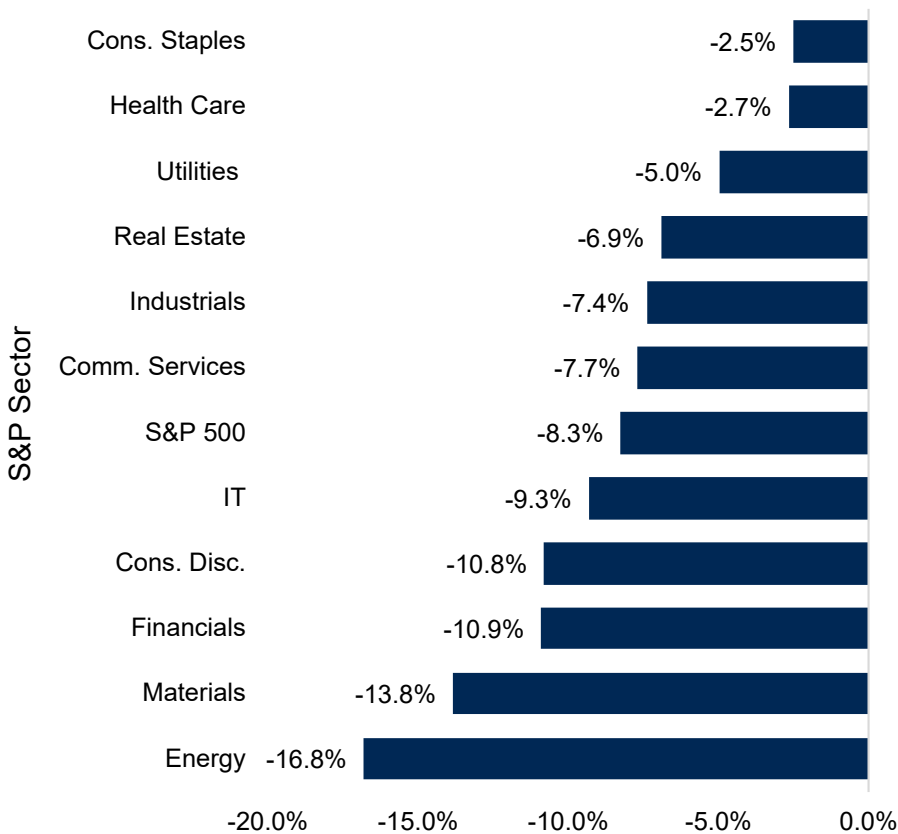
Equity markets were consistently negative for the month across regions, market caps and styles. Reversing the prior trend, value lagged growth for the month in the US and developed markets. Emerging markets fared slightly better as an easing of COVID restrictions in China gave investors hope.



Source: FactSet. As of June 30, 2022.

U.S. Equities – Returns by Sector (June 2022)

Despite negative returns across all market segments, the discrepancies were stark as investors piled into defensive sectors at the cost of cyclicals. The energy sector was hit hard by prices rolling over from prior highs.



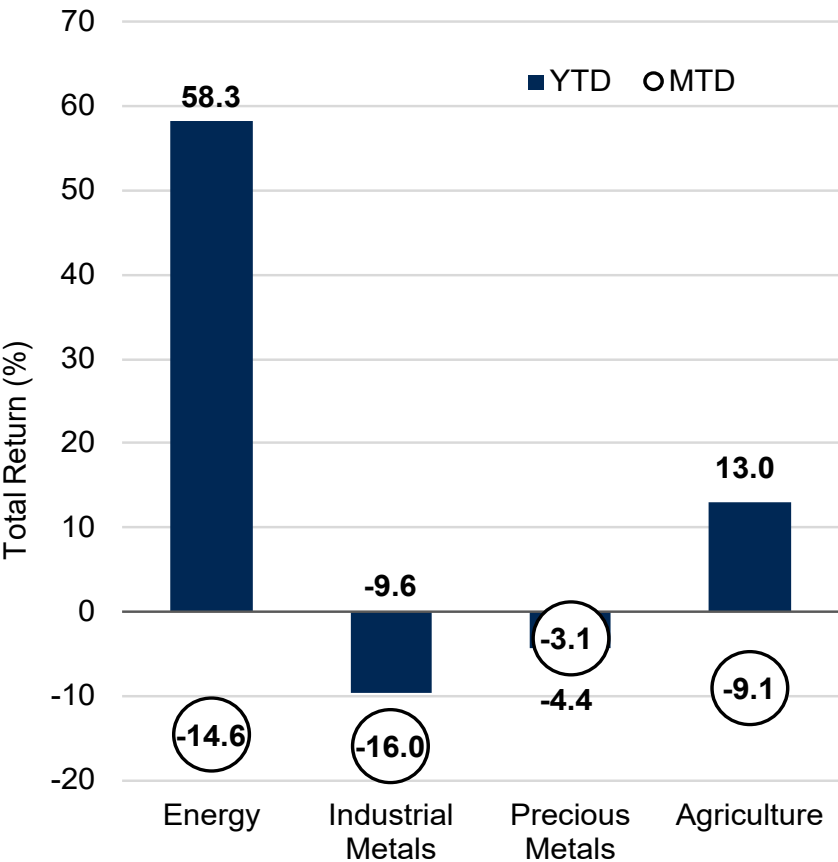
Source: FactSet. As of June 30, 2022.



Real Asset Market Update

Real Assets Performance

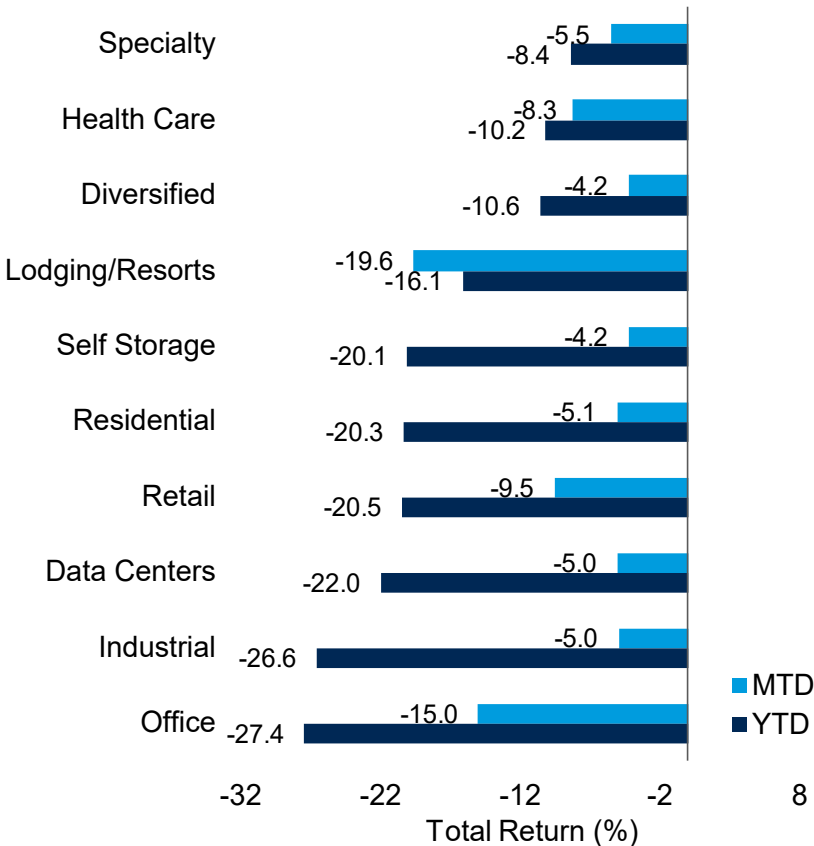
Commodities turned negative in June, driven by a stronger dollar, rising recession fears with weak economic data and the Fed's recent outsized hikes. Natural gas fell over 33% in June; crude held up slightly better. Precious metals also held up relatively well given their defensive qualities.



Source: FactSet. As of June 30, 2022.

REIT Sector Performance

REITs continued their slide in June, falling alongside broader equities. While returns were broadly negative, tech-oriented segments, including industrial, towers and data centers, fared best. Meanwhile, lodging REITs sharply reversed course after early year strength, as recession fears and flight cancellations have hampered the sector's outlook.



Source: FactSet. As of June 30, 2022.



Financial Markets Performance

Total Return as of June 30, 2022
Periods greater than one year are annualized
All returns are in U.S. dollar terms

Global Fixed Income Markets	MTD	YTD	1YR	3YR	5YR	7YR	10YR	15YR
Bloomberg 1-3-Month T-Bill	0.1%	0.2%	0.2%	0.6%	1.1%	0.8%	0.6%	0.7%
Bloomberg U.S. TIPS	-3.2%	-8.9%	-5.1%	3.0%	3.2%	2.8%	1.7%	3.9%
Bloomberg Municipal Bond (5 Year)	-0.3%	-5.5%	-5.3%	0.2%	1.2%	1.5%	1.6%	3.0%
Bloomberg High Yield Municipal Bond	-3.2%	-11.8%	-10.4%	1.1%	3.6%	4.4%	4.4%	4.2%
Bloomberg U.S. Aggregate	-1.6%	-10.3%	-10.3%	-0.9%	0.9%	1.4%	1.5%	3.3%
Bloomberg U.S. Corporate High Yield	-6.7%	-14.2%	-12.8%	0.2%	2.1%	3.5%	4.5%	5.8%
Bloomberg Global Aggregate ex-U.S. Hedged	-1.4%	-7.9%	-7.7%	-1.3%	1.3%	2.0%	2.7%	3.4%
Bloomberg Global Aggregate ex-U.S. Unhedged	-4.5%	-16.5%	-18.8%	-5.1%	-1.8%	-0.3%	-1.1%	1.4%
Bloomberg U.S. Long Gov / Credit	-3.0%	-21.9%	-20.1%	-2.3%	1.0%	2.7%	2.6%	5.3%
JPMorgan GBI-EM Global Diversified	-4.5%	-14.5%	-19.3%	-5.8%	-2.3%	-0.5%	-1.5%	1.8%
Global Equity Markets	MTD	YTD	1YR	3YR	5YR	7YR	10YR	15YR
S&P 500	-8.3%	-20.0%	-10.6%	10.6%	11.3%	11.1%	13.0%	8.5%
Dow Jones Industrial Average	-6.6%	-14.4%	-9.1%	7.2%	10.0%	10.8%	11.7%	8.4%
NASDAQ Composite	-8.7%	-29.2%	-23.4%	12.2%	13.5%	13.1%	15.4%	11.2%
Russell 3000	-8.4%	-21.1%	-13.9%	9.8%	10.6%	10.4%	12.6%	8.4%
Russell 1000	-8.4%	-20.9%	-13.0%	10.2%	11.0%	10.8%	12.8%	8.5%
Russell 1000 Growth	-7.9%	-28.1%	-18.8%	12.6%	14.3%	13.5%	14.8%	10.7%
Russell 1000 Value	-8.7%	-12.9%	-6.8%	6.9%	7.2%	7.7%	10.5%	6.1%
Russell Mid Cap	-10.0%	-21.6%	-17.3%	6.6%	8.0%	8.0%	11.3%	7.8%
Russell Mid Cap Growth	-7.5%	-31.0%	-29.6%	4.3%	8.9%	8.3%	11.5%	8.2%
Russell Mid Cap Value	-11.0%	-16.2%	-10.0%	6.7%	6.3%	7.2%	10.6%	6.9%
Russell 2000	-8.2%	-23.4%	-25.2%	4.2%	5.2%	5.9%	9.4%	6.3%
Russell 2000 Growth	-6.2%	-29.5%	-33.4%	1.4%	4.8%	5.0%	9.3%	6.8%
Russell 2000 Value	-9.9%	-17.3%	-16.3%	6.2%	4.9%	6.4%	9.1%	5.6%
MSCI ACWI	-8.4%	-20.2%	-15.8%	6.2%	7.0%	7.0%	8.8%	4.8%
MSCI ACWI ex. U.S.	-8.6%	-18.4%	-19.4%	1.4%	2.5%	2.9%	4.8%	1.6%
MSCI EAFE	-9.3%	-19.6%	-17.8%	1.1%	2.2%	2.7%	5.4%	1.4%
MSCI EAFE Growth	-8.6%	-26.8%	-23.8%	1.3%	3.5%	3.9%	6.3%	2.5%
MSCI EAFE Value	-10.0%	-12.1%	-11.9%	0.2%	0.5%	1.2%	4.2%	0.1%
MSCI EAFE Small Cap	-11.0%	-24.7%	-24.0%	1.1%	1.7%	3.7%	7.2%	2.8%
MSCI Emerging Markets	-6.6%	-17.6%	-25.3%	0.6%	2.2%	2.8%	3.1%	2.0%
Alternatives	MTD	YTD	1YR	3YR	5YR	7YR	10YR	15YR
Consumer Price Index*	1.0%	4.6%	8.5%	4.5%	3.6%	3.0%	2.5%	2.3%
FTSE NAREIT Equity REITs	-7.4%	-20.2%	-6.3%	4.0%	5.3%	6.7%	7.4%	5.8%
S&P Real Assets	-7.3%	-9.1%	-4.9%	3.5%	4.5%	4.2%	4.4%	4.4%
FTSE EPRA NAREIT Developed	-6.3%	-13.4%	-1.0%	2.7%	4.7%	4.9%	7.7%	4.6%
FTSE EPRA NAREIT Developed ex U.S.	-10.4%	-20.1%	-20.6%	-4.5%	0.4%	1.4%	3.9%	0.6%
Bloomberg Commodity Total Return	-10.8%	18.4%	24.3%	14.3%	8.4%	2.8%	-0.8%	-1.8%
HFRI Fund of Funds Composite*	-1.6%	-5.5%	-3.8%	4.9%	3.9%	2.7%	3.8%	1.9%
HFRI Fund Weighted Composite*	-0.5%	-2.9%	-2.3%	8.0%	5.8%	4.6%	5.3%	3.9%
Alerian MLP	-14.0%	10.0%	4.3%	0.1%	-0.3%	-2.1%	0.7%	3.7%

*One month lag.

Source: FactSet, Morningstar. As of June 30, 2022. Periods greater than 1 year are annualized. All returns are in U.S. dollar terms.

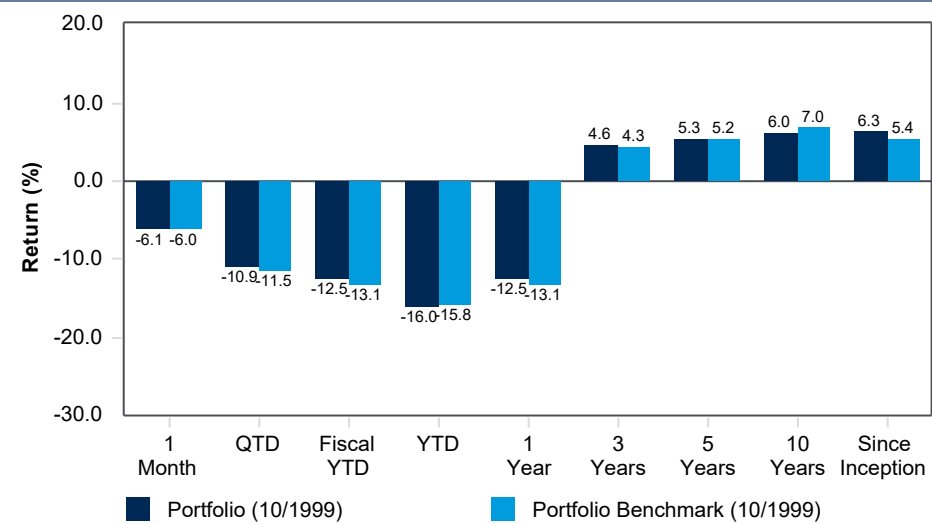


Portfolio Dashboard

Pension Plan

As of June 30, 2022

Historical Performance



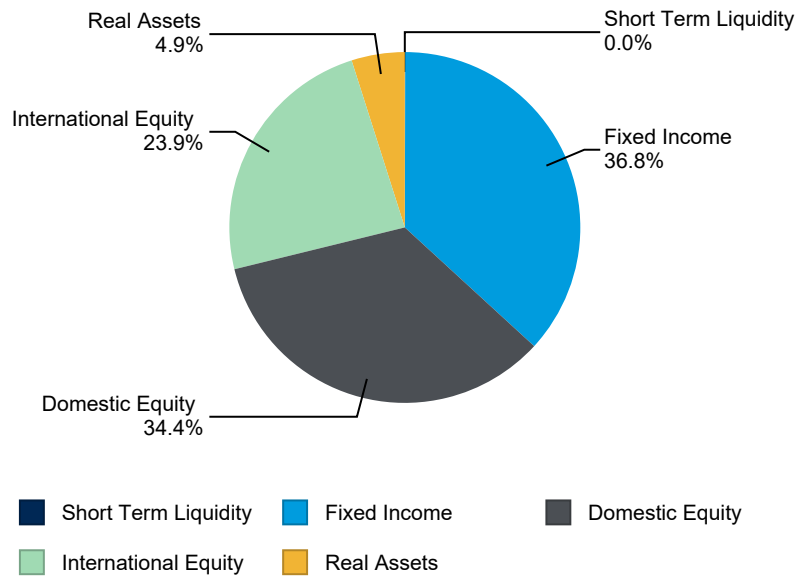
Summary of Cash Flows

	1 Month	QTD	YTD	Since Inception
Beginning Market Value	56,184,193	59,688,776	63,938,726	36,976,103
Net Contributions	-258,404	-692,969	-1,329,530	-42,134
Gain/Loss	-3,439,565	-6,509,584	-10,122,973	15,552,254
Ending Market Value	52,486,223	52,486,223	52,486,223	52,486,223

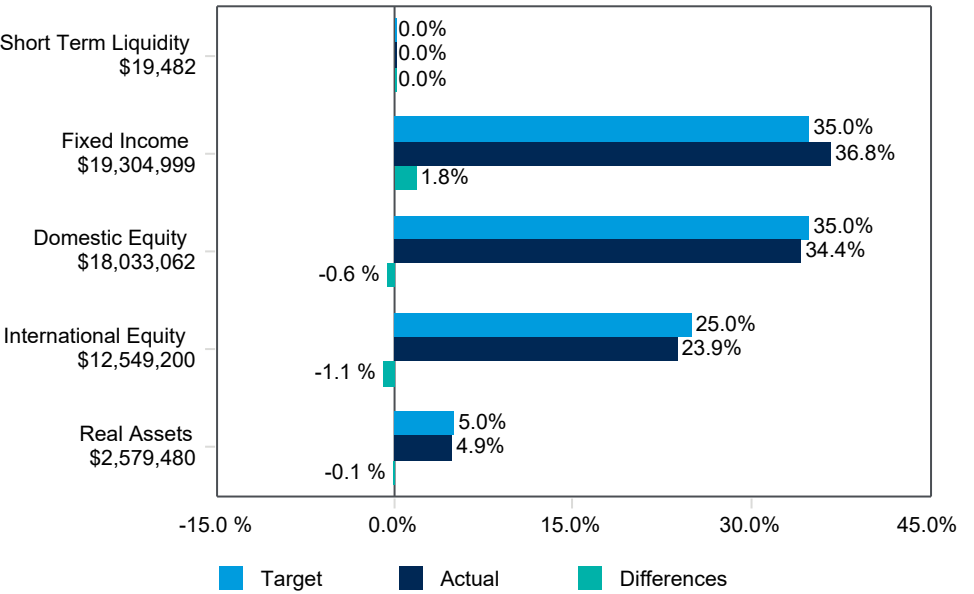
Current Benchmark Composition

From Date	To Date	
06/2021	Present	35.00% Blmbg. U.S. Aggregate, 35.00% Russell 3000 Index, 25.00% MSCI AC World ex USA (Net), 5.00% Diversified Real Asset Blended Index

Portfolio Allocation



Actual vs. Target Allocations





Asset Allocation

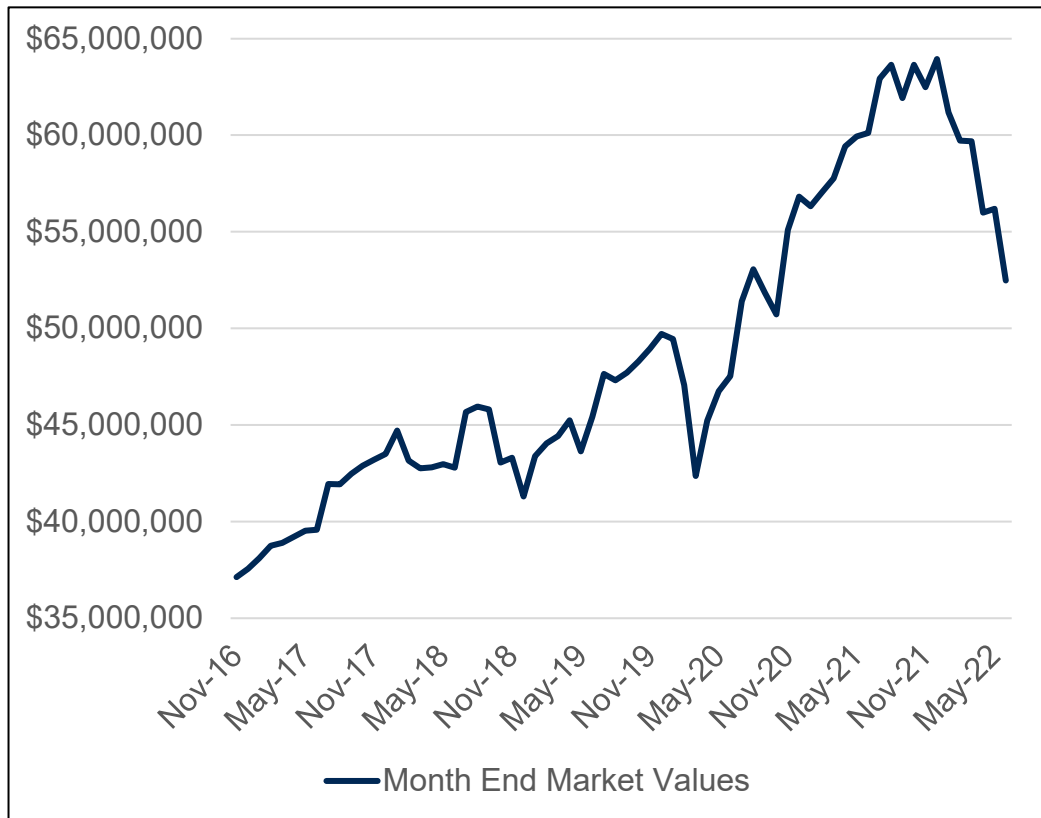
Pension Plan

As of June 30, 2022

	Asset Allocation (\$)	Asset Allocation (%)	Target Allocation (%)	Differences (%)
Pension Plan	52,486,223	100.0	100.0	0.0
Short Term Liquidity	19,482	0.0	0.0	0.0
Comerica Short Term Fund	19,482	0.0	0.0	0.0
Fixed Income	19,304,999	36.8	35.0	1.8
Baird Aggregate Bond Fund Class Institutional	5,641,612	10.7	10.3	0.5
Metropolitan West Total Return Bond PI	5,598,178	10.7	10.3	0.4
BlackRock Strategic Income Opportunities Fund K	6,194,130	11.8	11.0	0.8
PIMCO High Yield Instl	1,871,078	3.6	3.5	0.1
Domestic Equity	18,033,062	34.4	35.0	-0.6
Fidelity 500 Index Fund	13,157,418	25.1	25.0	0.1
Boston Partners Small Cap Value Fund II Instl	2,540,426	4.8	5.0	-0.2
Conestoga Small Cap Instl	2,335,218	4.4	5.0	-0.6
International Equity	12,549,200	23.9	25.0	-1.1
Fidelity International Index Fund	3,275,211	6.2	6.5	-0.3
Aristotle International Equity Instl	2,953,688	5.6	6.0	-0.4
MFS Instl International Equity Fund	3,103,244	5.9	6.0	-0.1
GQG Partners Emerging Markets Equity Inst	3,217,056	6.1	6.5	-0.4
Real Assets	2,579,480	4.9	5.0	-0.1
Principal Diversified Real Asset R6	2,579,480	4.9	5.0	-0.1

Town of Newtown, CT Pension Portfolio

Market Value History



Month	Month End Market Value
July 2021	\$62,935,226
August 2021	\$63,649,325
September 2021	\$61,915,381
October 2021	\$63,645,417
November 2021	\$62,484,778
December 2021	\$63,938,726
January 2022	\$61,178,688
February 2022	\$59,723,947
March 2022	\$59,688,763
April 2022	\$55,992,927
May 2022	\$56,184,193
June 2022	\$52,486,223

DISCLOSURE: The balance information has been compiled solely by Fiducient Advisors and has not been independently verified. In preparing this report, Fiducient Advisors has relied upon information provided by the investment managers and by the custodian.



Manager Performance

Pension Plan

As of June 30, 2022

	Allocation		Performance(%)									
	Market Value (\$)	%	1 Month	QTD	Fiscal YTD	YTD	1 Year	3 Years	5 Years	10 Years	Since Inception	Inception Date
Pension Plan	52,486,223	100.0	-6.1	-10.9	-12.5	-16.0	-12.5	4.6	5.3	6.0	6.3	10/1999
Blended Benchmark			-6.0	-11.5	-13.1	-15.8	-13.1	4.3	5.2	7.0	5.4	
60% S&P 500 / 40% Bloomberg Barclays Aggregate Index			-5.6	-11.6	-10.2	-16.1	-10.2	6.2	7.4	8.5	6.1	
Short Term Liquidity	19,482	0.0	0.1	0.2	0.2	0.2	0.2	0.6	1.0	-	1.0	12/2016
90 Day U.S. Treasury Bill			0.0	0.1	0.2	0.1	0.2	0.6	1.1	0.6	1.1	
Comerica Short Term Fund	19,482	0.0	0.1	0.2	0.2	0.2	0.2	-	-	-	0.5	08/2019
90 Day U.S. Treasury Bill			0.0	0.1	0.2	0.1	0.2	0.6	1.1	0.6	0.6	
Fixed Income	19,304,999	36.8	-2.4	-4.9	-9.9	-10.0	-9.9	-0.8	1.1	2.1	4.7	10/1999
Blmbg. U.S. Aggregate			-1.6	-4.7	-10.3	-10.3	-10.3	-0.9	0.9	1.5	4.2	
Baird Aggregate Bond Fund Class Institutional	5,641,612	10.7	-1.8	-5.0	-11.0	-11.0	-11.0	-0.7	1.1	2.1	-9.5	06/2021
Blmbg. U.S. Aggregate			-1.6	-4.7	-10.3	-10.3	-10.3	-0.9	0.9	1.5	-9.0	
IM U.S. Broad Market Core Fixed Income (MF) Median			-1.9	-5.4	-11.2	-11.0	-11.2	-0.9	0.8	1.6	-9.7	
Baird Aggregate Bond Fund Class Institutional Rank			36	30	45	51	45	36	26	10	43	
Metropolitan West Total Return Bond PI	5,598,178	10.7	-2.2	-5.7	-11.6	-11.6	-11.6	-0.7	1.1	2.3	-10.1	06/2021
Blmbg. U.S. Aggregate			-1.6	-4.7	-10.3	-10.3	-10.3	-0.9	0.9	1.5	-9.0	
IM U.S. Broad Market Core+ Fixed Income (MF) Median			-2.3	-5.9	-11.3	-11.5	-11.3	-0.7	0.9	1.8	-9.9	
Metropolitan West Total Return Bond PI Rank			39	38	58	56	58	48	35	23	61	
BlackRock Strategic Income Opportunities Fund K	6,194,130	11.8	-1.9	-2.6	-5.6	-5.4	-5.6	1.7	2.4	2.9	-5.0	06/2021
Blmbg. U.S. Aggregate			-1.6	-4.7	-10.3	-10.3	-10.3	-0.9	0.9	1.5	-9.0	
IM Alternative Credit Focus (MF) Median			-2.5	-4.4	-7.8	-7.2	-7.8	0.4	0.8	1.7	-6.7	
BlackRock Strategic Income Opportunities Fund K Rank			28	19	25	31	25	21	21	12	27	
PIMCO High Yield Instl	1,871,078	3.6	-6.8	-9.7	-12.7	-13.9	-12.7	-0.6	1.5	3.9	-10.7	06/2021
ICE BofAML High Yield BB-B Constrained Index			-6.8	-9.5	-12.2	-13.7	-12.2	0.0	2.1	4.3	-10.3	
IM U.S. High Yield Bonds (MF) Median			-6.7	-9.8	-12.5	-13.8	-12.5	-0.3	1.5	3.6	-10.5	
PIMCO High Yield Instl Rank			65	42	54	58	54	64	48	35	55	

Manager performance for mutual funds and ETFs is based on NAV and provided by Lipper. Performance for non-mutual fund or ETF investments is based on the returns provided by managers, calculations based on a manager statement, or calculations based on a statement or data from the client's custodian. Funds may include returns of an equivalent share class with a longer return history if period includes dates prior to the fund's inception. Returns are net of fees unless otherwise stated. The fund's inception date represents the first month the client made the investment. Composite performance includes all funds held in the composite since inception. Inception dates for asset class composites reflect the start date at which these returns could be calculated using historical and existing system capabilities and may vary from the inception dates of underlying component strategies.



Manager Performance

Pension Plan

As of June 30, 2022

	Allocation		Performance(%)									
	Market Value (\$)	%	1 Month	QTD	Fiscal YTD	YTD	1 Year	3 Years	5 Years	10 Years	Since Inception	Inception Date
Domestic Equity	18,033,062	34.4	-7.7	-15.6	-12.7	-20.5	-12.7	10.1	10.7	-	11.5	12/2016
<i>Russell 3000 Index</i>			-8.4	-16.7	-13.9	-21.1	-13.9	9.8	10.6	12.6	11.5	
Fidelity 500 Index Fund	13,157,418	25.1	-8.3	-16.1	-10.6	-20.0	-10.6	10.6	11.3	12.9	-7.9	06/2021
<i>S&P 500</i>			-8.3	-16.1	-10.6	-20.0	-10.6	10.6	11.3	13.0	-7.9	
IM U.S. Large Cap Core Equity (MF) Median			-7.9	-15.8	-12.5	-20.4	-12.5	9.6	10.5	12.1	-9.8	
Fidelity 500 Index Fund Rank			62	58	33	43	33	26	25	18	30	
Boston Partners Small Cap Value Fund II Instl	2,540,426	4.8	-9.1	-12.1	-13.2	-14.1	-13.2	6.5	4.8	9.4	-13.5	06/2021
<i>Russell 2000 Value Index</i>			-9.9	-15.3	-16.3	-17.3	-16.3	6.2	4.9	9.1	-15.6	
IM U.S. Small Cap Value Equity (MF) Median			-10.1	-13.9	-11.8	-15.3	-11.8	7.6	5.0	9.0	-12.6	
Boston Partners Small Cap Value Fund II Instl Rank			26	16	66	33	66	75	58	35	64	
Conestoga Small Cap Instl	2,335,218	4.4	-3.0	-16.2	-22.5	-29.0	-22.5	3.1	9.2	11.7	-18.5	06/2021
<i>Russell 2000 Growth Index</i>			-6.2	-19.3	-33.4	-29.5	-33.4	1.4	4.8	9.3	-28.3	
IM U.S. Small Cap Growth Equity (MF) Median			-7.1	-19.1	-29.3	-29.5	-29.3	3.7	7.5	10.0	-25.0	
Conestoga Small Cap Instl Rank			1	20	20	45	20	61	29	15	16	
International Equity	12,549,200	23.9	-8.7	-13.0	-18.8	-20.3	-18.8	2.0	2.7	-	5.4	12/2016
<i>International Equity Hybrid</i>			-8.6	-13.7	-19.4	-18.4	-19.4	1.6	2.4	-	5.1	
Fidelity International Index Fund	3,275,211	6.2	-9.0	-13.4	-17.3	-19.2	-17.3	1.4	2.4	5.6	-17.2	06/2021
<i>MSCI EAFE (Net)</i>			-9.3	-14.5	-17.8	-19.6	-17.8	1.1	2.2	5.4	-17.4	
IM International Large Cap Core Equity (MF) Median			-9.1	-13.3	-17.8	-19.3	-17.8	1.6	1.9	4.9	-17.9	
Fidelity International Index Fund Rank			48	56	36	45	36	55	35	22	33	
Aristotle International Equity Instl	2,953,688	5.6	-9.4	-15.1	-19.9	-24.4	-19.9	0.7	3.2	-	-19.8	06/2021
<i>MSCI AC World ex USA Growth (Net)</i>			-8.1	-15.7	-25.8	-24.8	-25.8	1.6	3.4	5.7	-23.8	
IM International Large Cap Growth Equity (MF) Median			-8.4	-14.7	-22.7	-24.1	-22.7	2.2	3.1	5.6	-21.6	
Aristotle International Equity Instl Rank			83	63	25	53	25	78	47	-	35	
MFS Instl International Equity Fund	3,103,244	5.9	-8.4	-12.9	-14.5	-19.8	-14.5	3.5	5.0	7.1	-14.5	06/2021
<i>MSCI EAFE (Net)</i>			-9.3	-14.5	-17.8	-19.6	-17.8	1.1	2.2	5.4	-17.4	
IM International Large Cap Core Equity (MF) Median			-9.1	-13.3	-17.8	-19.3	-17.8	1.6	1.9	4.9	-17.9	
MFS Instl International Equity Fund Rank			23	45	13	64	13	16	8	1	15	

Manager performance for mutual funds and ETFs is based on NAV and provided by Lipper. Performance for non-mutual fund or ETF investments is based on the returns provided by managers, calculations based on a manager statement, or calculations based on a statement or data from the client's custodian. Funds may include returns of an equivalent share class with a longer return history if period includes dates prior to the fund's inception. Returns are net of fees unless otherwise stated. The fund's inception date represents the first month the client made the investment. Composite performance includes all funds held in the composite since inception. Inception dates for asset class composites reflect the start date at which these returns could be calculated using historical and existing system capabilities and may vary from the inception dates of underlying component strategies.



Manager Performance

Pension Plan

As of June 30, 2022

	Allocation		Performance(%)									
	Market Value (\$)	%	1 Month	QTD	Fiscal YTD	YTD	1 Year	3 Years	5 Years	10 Years	Since Inception	Inception Date
GQG Partners Emerging Markets Equity Inst	3,217,056	6.1	-7.8	-10.6	-22.7	-17.7	-22.7	3.1	5.2	-	-21.1	06/2021
MSCI Emerging Markets (Net)			-6.6	-11.4	-25.3	-17.6	-25.3	0.6	2.2	3.1	-23.5	
IM Emerging Markets Equity (MF) Median			-6.7	-11.9	-28.0	-20.5	-28.0	0.1	1.6	2.7	-25.8	
GQG Partners Emerging Markets Equity Inst Rank			74	26	21	29	21	13	6	-	24	
Real Assets	2,579,480	4.9	-8.7	-10.0	1.1	-4.8	1.1	-	-	-	0.8	06/2021
Diversified Real Asset Blended Index			-8.3	-9.3	1.9	-3.1	1.9	5.8	5.5	3.4	1.6	
Principal Diversified Real Asset R6	2,579,480	4.9	-8.7	-10.0	1.1	-4.8	1.1	6.6	5.4	-	0.8	06/2021
Diversified Real Asset Blended Index			-8.3	-9.3	1.9	-3.1	1.9	5.8	5.5	3.4	1.6	

Manager performance for mutual funds and ETFs is based on NAV and provided by Lipper. Performance for non-mutual fund or ETF investments is based on the returns provided by managers, calculations based on a manager statement, or calculations based on a statement or data from the client's custodian. Funds may include returns of an equivalent share class with a longer return history if period includes dates prior to the fund's inception. Returns are net of fees unless otherwise stated. The fund's inception date represents the first month the client made the investment. Composite performance includes all funds held in the composite since inception. Inception dates for asset class composites reflect the start date at which these returns could be calculated using historical and existing system capabilities and may vary from the inception dates of underlying component strategies.



Benchmark History

Pension Plan

As of June 30, 2022

Account Name	From Date	To Date	Benchmark Composition
Pension Plan	06/2021	Present	35.0% Blmbg. U.S. Aggregate, 35.0% Russell 3000 Index, 25.0% MSCI AC World ex USA (Net), 5.0% Diversified Real Asset Blended Index
	08/2017	06/2021	35.0% Blmbg. U.S. Aggregate, 35.0% Russell 3000 Index, 30.0% FTSE Developed ex US Spliced Index

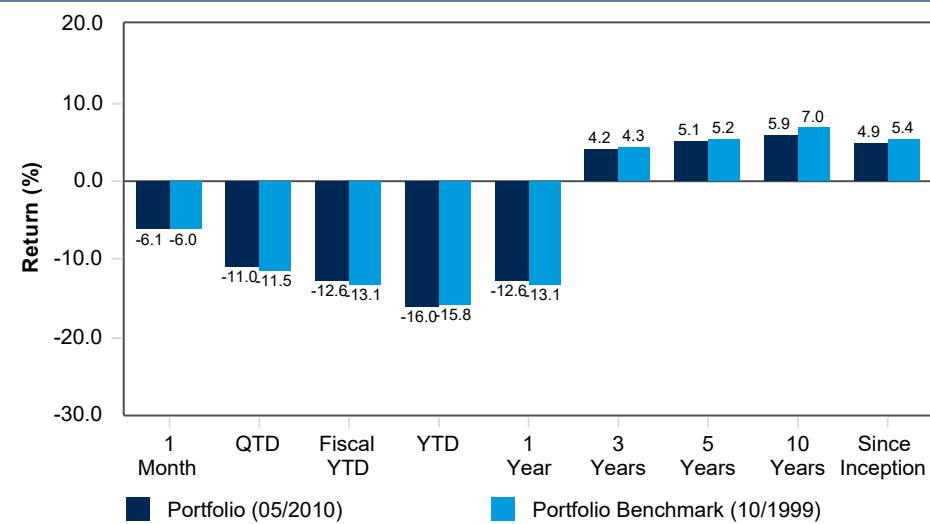


Portfolio Dashboard

OPEB Plan

As of June 30, 2022

Historical Performance



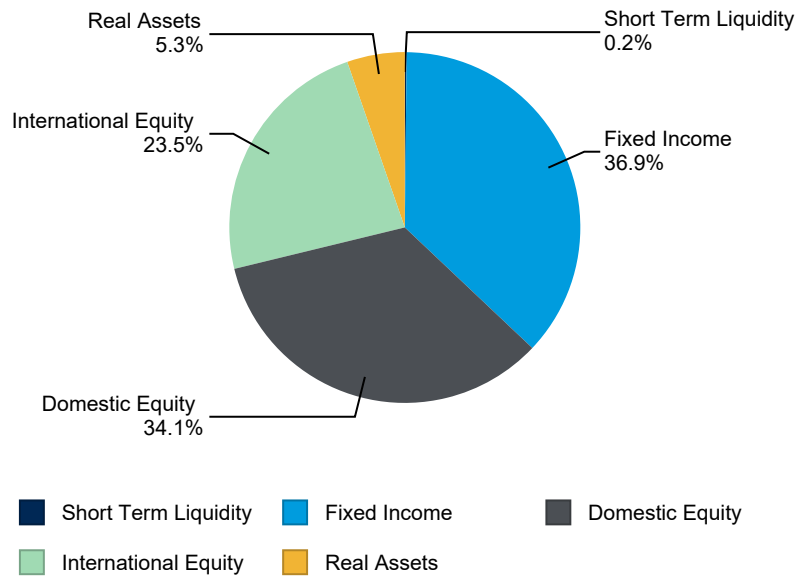
Summary of Cash Flows

	1 Month	QTD	YTD	Since Inception
Beginning Market Value	3,988,070	4,210,912	4,467,833	1,917,731
Net Contributions	-	-6,396	-9,897	958,470
Gain/Loss	-244,111	-460,558	-713,978	867,757
Ending Market Value	3,743,958	3,743,958	3,743,958	3,743,958

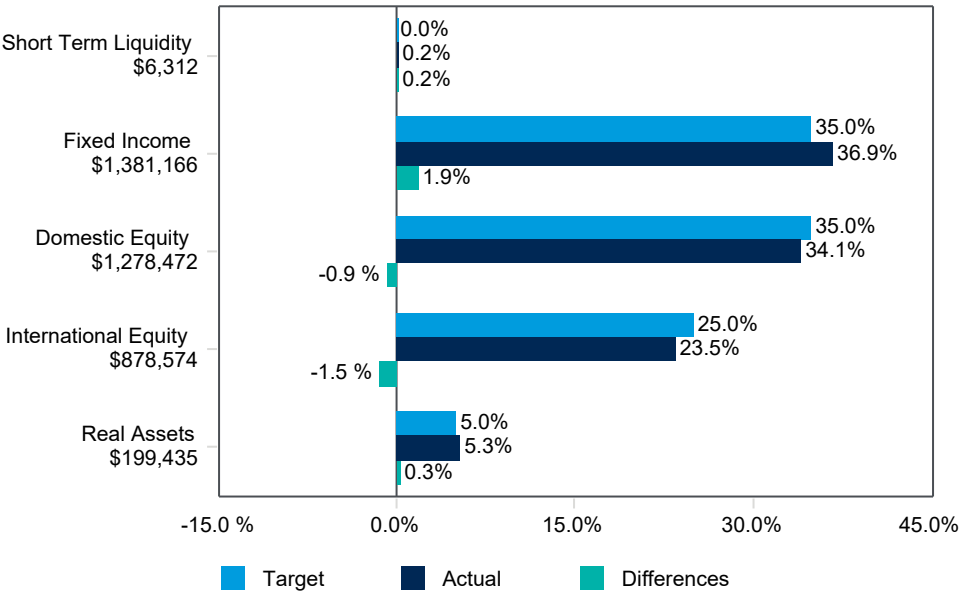
Current Benchmark Composition

From Date	To Date	
06/2021	Present	35.00% Blmbg. U.S. Aggregate, 35.00% Russell 3000 Index, 25.00% MSCI AC World ex USA (Net), 5.00% Diversified Real Asset Blended Index

Portfolio Allocation



Actual vs. Target Allocations





Asset Allocation

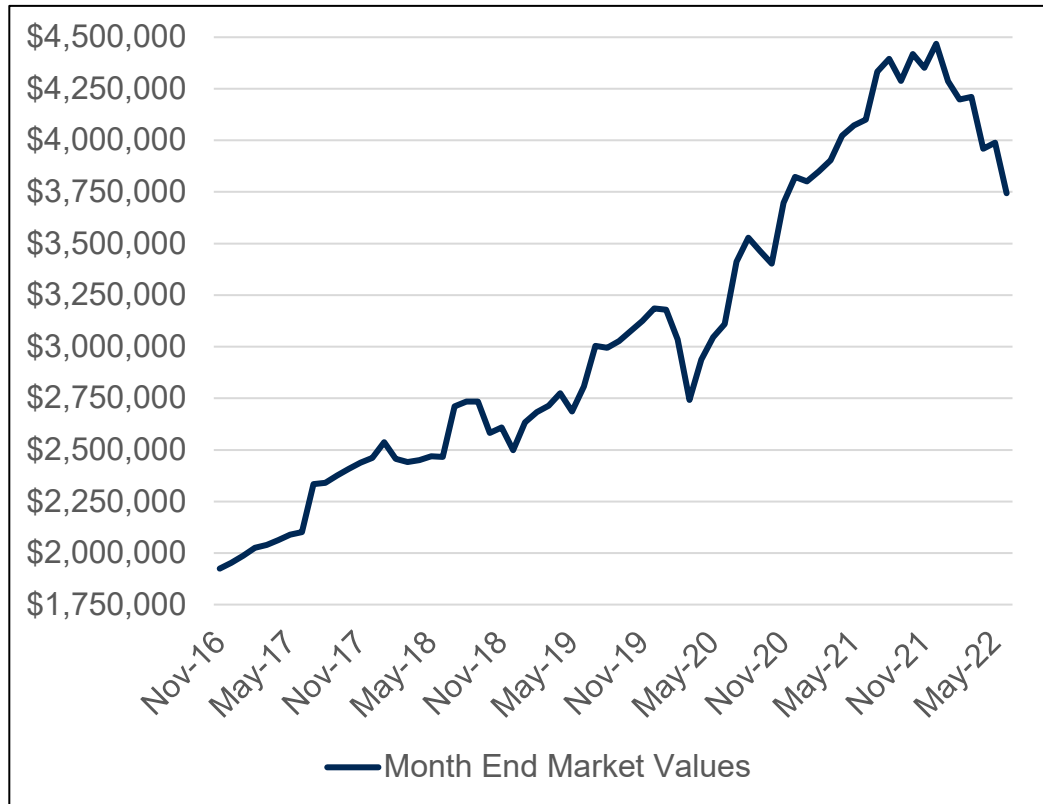
OPEB Plan

As of June 30, 2022

	Asset Allocation (\$)	Asset Allocation (%)	Target Allocation (%)	Differences (%)
OPEB Plan	3,743,958	100.0	100.0	0.0
Short Term Liquidity	6,312	0.2	0.0	0.2
Goldman Sachs Financial Square Fund	6,312	0.2	0.0	0.2
Fixed Income	1,381,166	36.9	35.0	1.9
Baird Aggregate Bond Fund Class Institutional	401,525	10.7	10.3	0.5
Metropolitan West Total Return Bond PI	398,880	10.7	10.3	0.4
BlackRock Strategic Income Opportunities Fund K	447,748	12.0	11.0	1.0
PIMCO High Yield Instl	133,012	3.6	3.5	0.1
Domestic Equity	1,278,472	34.1	35.0	-0.9
Fidelity 500 Index Fund	927,959	24.8	25.0	-0.2
Boston Partners Small Cap Value Fund II Instl	189,230	5.1	5.0	0.1
Conestoga Small Cap Instl	161,283	4.3	5.0	-0.7
International Equity	878,574	23.5	25.0	-1.5
Fidelity International Index Fund	229,829	6.1	6.5	-0.4
Aristotle International Equity Instl	206,029	5.5	6.0	-0.5
MFS Instl International Equity Fund	216,567	5.8	6.0	-0.2
GQG Partners Emerging Markets Equity Inst	226,149	6.0	6.5	-0.5
Real Assets	199,435	5.3	5.0	0.3
Principal Diversified Real Asset R6	199,435	5.3	5.0	0.3

Town of Newtown, CT OPEB Portfolio

Market Value History



Month	Month End Market Value
July 2021	\$4,332,283
August 2021	\$4,394,692
September 2021	\$4,288,093
October 2021	\$4,418,600
November 2021	\$4,350,782
December 2021	\$4,467,833
January 2022	\$4,285,906
February 2022	\$4,197,706
March 2022	\$4,210,912
April 2022	\$3,958,737
May 2022	\$3,988,070
June 2022	\$3,743,958

DISCLOSURE: The balance information has been compiled solely by Fiducient Advisors and has not been independently verified. In preparing this report, Fiducient Advisors has relied upon information provided by the investment managers and by the custodian.



Manager Performance

OPEB Plan

As of June 30, 2022

	Allocation		Performance(%)									
	Market Value (\$)	%	1 Month	QTD	Fiscal YTD	YTD	1 Year	3 Years	5 Years	10 Years	Since Inception	Inception Date
OPEB Plan	3,743,958	100.0	-6.1	-11.0	-12.6	-16.0	-12.6	4.2	5.1	5.9	4.9	05/2010
Blended Benchmark			-6.0	-11.5	-13.1	-15.8	-13.1	4.3	5.2	7.0	7.0	
60% S&P 500 / 40% Bloomberg Barclays Aggregate Index			-5.6	-11.6	-10.2	-16.1	-10.2	6.2	7.4	8.5	8.5	
Short Term Liquidity	6,312	0.2	0.0	0.1	0.1	0.1	0.1	0.4	1.1	-	1.0	12/2016
90 Day U.S. Treasury Bill			0.0	0.1	0.2	0.1	0.2	0.6	1.1	0.6	1.1	
Goldman Sachs Financial Square Fund	6,312	0.2	0.0	0.1	0.1	0.1	0.1	-	-	-	0.3	08/2019
90 Day U.S. Treasury Bill			0.0	0.1	0.2	0.1	0.2	0.6	1.1	0.6	0.6	
Fixed Income	1,381,166	36.9	-2.4	-4.9	-9.9	-10.0	-9.9	-0.8	1.1	2.3	2.6	05/2010
Bloomberg U.S. Aggregate			-1.6	-4.7	-10.3	-10.3	-10.3	-0.9	0.9	1.5	2.4	
Baird Aggregate Bond Fund Class Institutional	401,525	10.7	-1.8	-5.0	-11.0	-11.0	-11.0	-0.7	1.1	2.1	-9.5	06/2021
Bloomberg U.S. Aggregate			-1.6	-4.7	-10.3	-10.3	-10.3	-0.9	0.9	1.5	-9.0	
IM U.S. Broad Market Core Fixed Income (MF) Median			-1.9	-5.4	-11.2	-11.0	-11.2	-0.9	0.8	1.6	-9.7	
Baird Aggregate Bond Fund Class Institutional Rank			36	30	45	51	45	36	26	10	43	
Metropolitan West Total Return Bond PI	398,880	10.7	-2.2	-5.7	-11.6	-11.6	-11.6	-0.7	1.1	2.3	-10.1	06/2021
Bloomberg U.S. Aggregate			-1.6	-4.7	-10.3	-10.3	-10.3	-0.9	0.9	1.5	-9.0	
IM U.S. Broad Market Core+ Fixed Income (MF) Median			-2.3	-5.9	-11.3	-11.5	-11.3	-0.7	0.9	1.8	-9.9	
Metropolitan West Total Return Bond PI Rank			39	38	58	56	58	48	35	23	61	
BlackRock Strategic Income Opportunities Fund K	447,748	12.0	-1.9	-2.6	-5.6	-5.4	-5.6	1.7	2.4	2.9	-5.0	06/2021
Bloomberg U.S. Aggregate			-1.6	-4.7	-10.3	-10.3	-10.3	-0.9	0.9	1.5	-9.0	
IM Alternative Credit Focus (MF) Median			-2.5	-4.4	-7.8	-7.2	-7.8	0.4	0.8	1.7	-6.7	
BlackRock Strategic Income Opportunities Fund K Rank			28	19	25	31	25	21	21	12	27	
PIMCO High Yield Instl	133,012	3.6	-6.8	-9.7	-12.7	-13.9	-12.7	-0.6	1.5	3.9	-10.7	06/2021
ICE BofAML High Yield BB-B Constrained Index			-6.8	-9.5	-12.2	-13.7	-12.2	0.0	2.1	4.3	-10.3	
IM U.S. High Yield Bonds (MF) Median			-6.7	-9.8	-12.5	-13.8	-12.5	-0.3	1.5	3.6	-10.5	
PIMCO High Yield Instl Rank			65	42	54	58	54	64	48	35	55	

Manager performance for mutual funds and ETFs is based on NAV and provided by Lipper. Performance for non-mutual fund or ETF investments is based on the returns provided by managers, calculations based on a manager statement, or calculations based on a statement or data from the client's custodian. Funds may include returns of an equivalent share class with a longer return history if period includes dates prior to the fund's inception. Returns are net of fees unless otherwise stated. The fund's inception date represents the first month the client made the investment. Composite performance includes all funds held in the composite since inception. Inception dates for asset class composites reflect the start date at which these returns could be calculated using historical and existing system capabilities and may vary from the inception dates of underlying component strategies.



Manager Performance

OPEB Plan

As of June 30, 2022

	Allocation		Performance(%)									
	Market Value (\$)	%	1 Month	QTD	Fiscal YTD	YTD	1 Year	3 Years	5 Years	10 Years	Since Inception	Inception Date
Domestic Equity	1,278,472	34.1	-7.7	-15.6	-12.7	-20.4	-12.7	10.3	10.7	-	11.6	12/2016
<i>Russell 3000 Index</i>			-8.4	-16.7	-13.9	-21.1	-13.9	9.8	10.6	12.6	11.5	
Fidelity 500 Index Fund	927,959	24.8	-8.3	-16.1	-10.6	-20.0	-10.6	10.6	11.3	12.9	-7.9	06/2021
<i>S&P 500</i>			-8.3	-16.1	-10.6	-20.0	-10.6	10.6	11.3	13.0	-7.9	
IM U.S. Large Cap Core Equity (MF) Median			-7.9	-15.8	-12.5	-20.4	-12.5	9.6	10.5	12.1	-9.8	
Fidelity 500 Index Fund Rank			62	58	33	43	33	26	25	18	30	
Boston Partners Small Cap Value Fund II Instl	189,230	5.1	-9.1	-12.1	-13.2	-14.1	-13.2	6.5	4.8	9.4	-13.5	06/2021
<i>Russell 2000 Value Index</i>			-9.9	-15.3	-16.3	-17.3	-16.3	6.2	4.9	9.1	-15.6	
IM U.S. Small Cap Value Equity (MF) Median			-10.1	-13.9	-11.8	-15.3	-11.8	7.6	5.0	9.0	-12.6	
Boston Partners Small Cap Value Fund II Instl Rank			26	16	66	33	66	75	58	35	64	
Conestoga Small Cap Instl	161,283	4.3	-3.0	-16.2	-22.5	-29.0	-22.5	3.1	9.2	11.7	-18.5	06/2021
<i>Russell 2000 Growth Index</i>			-6.2	-19.3	-33.4	-29.5	-33.4	1.4	4.8	9.3	-28.3	
IM U.S. Small Cap Growth Equity (MF) Median			-7.1	-19.1	-29.3	-29.5	-29.3	3.7	7.5	10.0	-25.0	
Conestoga Small Cap Instl Rank			1	20	20	45	20	61	29	15	16	
International Equity	878,574	23.5	-8.6	-13.0	-18.8	-20.2	-18.8	2.0	2.6	-	5.4	12/2016
<i>International Equity Hybrid</i>			-8.6	-13.7	-19.4	-18.4	-19.4	1.6	2.4	-	5.1	
Fidelity International Index Fund	229,829	6.1	-9.0	-13.4	-17.3	-19.2	-17.3	1.4	2.4	5.6	-17.2	06/2021
<i>MSCI EAFE (Net)</i>			-9.3	-14.5	-17.8	-19.6	-17.8	1.1	2.2	5.4	-17.4	
IM International Large Cap Core Equity (MF) Median			-9.1	-13.3	-17.8	-19.3	-17.8	1.6	1.9	4.9	-17.9	
Fidelity International Index Fund Rank			48	56	36	45	36	55	35	22	33	
Aristotle International Equity Instl	206,029	5.5	-9.4	-15.1	-19.9	-24.4	-19.9	0.7	3.2	-	-19.8	06/2021
<i>MSCI AC World ex USA Growth (Net)</i>			-8.1	-15.7	-25.8	-24.8	-25.8	1.6	3.4	5.7	-23.8	
IM International Large Cap Growth Equity (MF) Median			-8.4	-14.7	-22.7	-24.1	-22.7	2.2	3.1	5.6	-21.6	
Aristotle International Equity Instl Rank			83	63	25	53	25	78	47	-	35	
MFS Instl International Equity Fund	216,567	5.8	-8.4	-12.9	-14.5	-19.8	-14.5	3.5	5.0	7.1	-14.5	06/2021
<i>MSCI EAFE (Net)</i>			-9.3	-14.5	-17.8	-19.6	-17.8	1.1	2.2	5.4	-17.4	
IM International Large Cap Core Equity (MF) Median			-9.1	-13.3	-17.8	-19.3	-17.8	1.6	1.9	4.9	-17.9	
MFS Instl International Equity Fund Rank			23	45	13	64	13	16	8	1	15	

Manager performance for mutual funds and ETFs is based on NAV and provided by Lipper. Performance for non-mutual fund or ETF investments is based on the returns provided by managers, calculations based on a manager statement, or calculations based on a statement or data from the client's custodian. Funds may include returns of an equivalent share class with a longer return history if period includes dates prior to the fund's inception. Returns are net of fees unless otherwise stated. The fund's inception date represents the first month the client made the investment. Composite performance includes all funds held in the composite since inception. Inception dates for asset class composites reflect the start date at which these returns could be calculated using historical and existing system capabilities and may vary from the inception dates of underlying component strategies.



Manager Performance

OPEB Plan

As of June 30, 2022

	Allocation		Performance(%)									
	Market Value (\$)	%	1 Month	QTD	Fiscal YTD	YTD	1 Year	3 Years	5 Years	10 Years	Since Inception	Inception Date
GQG Partners Emerging Markets Equity Inst	226,149	6.0	-7.8	-10.6	-22.7	-17.7	-22.7	3.1	5.2	-	-21.1	06/2021
MSCI Emerging Markets (Net)			-6.6	-11.4	-25.3	-17.6	-25.3	0.6	2.2	3.1	-23.5	
IM Emerging Markets Equity (MF) Median			-6.7	-11.9	-28.0	-20.5	-28.0	0.1	1.6	2.7	-25.8	
GQG Partners Emerging Markets Equity Inst Rank			74	26	21	29	21	13	6	-	24	
Real Assets	199,435	5.3	-8.7	-10.0	1.1	-4.8	1.1	-	-	-	0.8	06/2021
Diversified Real Asset Blended Index			-8.3	-9.3	1.9	-3.1	1.9	5.8	5.5	3.4	1.6	
Principal Diversified Real Asset R6	199,435	5.3	-8.7	-10.0	1.1	-4.8	1.1	6.6	5.4	-	0.8	06/2021
Diversified Real Asset Blended Index			-8.3	-9.3	1.9	-3.1	1.9	5.8	5.5	3.4	1.6	

Manager performance for mutual funds and ETFs is based on NAV and provided by Lipper. Performance for non-mutual fund or ETF investments is based on the returns provided by managers, calculations based on a manager statement, or calculations based on a statement or data from the client's custodian. Funds may include returns of an equivalent share class with a longer return history if period includes dates prior to the fund's inception. Returns are net of fees unless otherwise stated. The fund's inception date represents the first month the client made the investment. Composite performance includes all funds held in the composite since inception. Inception dates for asset class composites reflect the start date at which these returns could be calculated using historical and existing system capabilities and may vary from the inception dates of underlying component strategies.



Benchmark History

OPEB Plan

As of June 30, 2022

Account Name	From Date	To Date	Benchmark Composition
OPEB Plan	06/2021	Present	35.0% Blmbg. U.S. Aggregate, 35.0% Russell 3000 Index, 25.0% MSCI AC World ex USA (Net), 5.0% Diversified Real Asset Blended Index
	08/2017	06/2021	35.0% Blmbg. U.S. Aggregate, 35.0% Russell 3000 Index, 30.0% FTSE Developed ex US Spliced Index



Definitions & Disclosures

Please note: Due to rounding methodologies of various data providers, certain returns in this report might differ slightly when compared to other sources

REGULATORY DISCLOSURES

Offer of ADV Part 2A: Rule 204-3 under the Investment Advisers Act of 1940 requires that we make an annual offer to clients to send them, without charge, a written disclosure statement meeting the requirements of such rule. We will be glad to send a copy of our ADV Part 2A to you upon your written request to compliance@fiducient.com.

INDEX DEFINITIONS

- **Citigroup 3 Month T-Bill** measures monthly return equivalents of yield averages that are not marked to market. The Three-Month Treasury Bill Indexes consist of the last three three-month Treasury bill issues.
- **Ryan 3 Yr. GIC** is an arithmetic mean of market rates of \$1 million Guaranteed Interest Contracts held for three years.
- **Bloomberg Barclays Treasury U.S. T-Bills-1-3 Month Index** includes aged U.S. Treasury bills, notes and bonds with a remaining maturity from 1 up to (but not including) 3 months. It excludes zero coupon strips.
- **Bloomberg Barclays Capital US Treasury Inflation Protected Securities Index** consists of Inflation-Protection securities issued by the U.S. Treasury.
- **Bloomberg Barclays Muni Index** is a rules-based, market-value-weighted index engineered for the long-term tax-exempt bond market. Bonds must be rated investment-grade by at least two ratings agencies.
- **Bloomberg Barclays Muni 1 Year Index** is the 1-year (1-2) component of the Municipal Bond index.
- **Bloomberg Barclays Muni 3 Year Index** is the 3-year (2-4) component of the Municipal Bond index.
- **Bloomberg Barclays Muni 5 Year Index** is the 5-year (4-6) component of the Municipal Bond index.
- **Bloomberg Barclays Muni 7 Year Index** is the 7-year (6-8) component of the Municipal Bond index.
- **Bloomberg Barclays Intermediate U.S. Gov't/Credit** is the Intermediate component of the U.S. Government/Credit index, which includes securities in the Government and Credit Indices. The Government Index includes treasuries and agencies, while the credit index includes publicly issued U.S. corporate and foreign debentures and secured notes that meet specified maturity, liquidity, and quality requirements.
- **Bloomberg Barclays U.S. Aggregate Index** covers the U.S. investment grade fixed rate bond market, with index components for government and corporate securities, mortgage pass-through securities, and asset-backed securities.
- **Bloomberg Barclays Global Aggregate ex. USD Indices** represent a broad-based measure of the global investment-grade fixed income markets. The two major components of this index are the Pan-European Aggregate and the Asian-Pacific Aggregate Indices. The index also includes Eurodollar and Euro-Yen corporate bonds and Canadian government, agency and corporate securities.
- **Bloomberg Barclays U.S. Corporate High Yield Index** covers the universe of fixed rate, non-investment grade debt. Eurobonds and debt issues from countries designated as emerging markets (sovereign rating of Baa1/BBB+/BBB+ and below using the middle of Moody's, S&P, and Fitch) are excluded, but Canadian and global bonds (SEC registered) of issuers in non-EMG countries are included.
- **JP Morgan Government Bond Index-Emerging Market (GBI-EM) Index** is a comprehensive, global local emerging markets index, and consists of regularly traded, liquid fixed-rate, domestic currency government bonds to which international investors can gain exposure.
- **The S&P 500** is a capitalization-weighted index of 500 stocks designed to measure performance of the broad domestic economy through changes in the aggregate market value of 500 stocks representing all major industries.
- **The Dow Jones Industrial Index** is a price-weighted average of 30 blue-chip stocks that are generally the leaders in their industry.
- **The NASDAQ** is a broad-based capitalization-weighted index of stocks in all three NASDAQ tiers: Global Select, Global Market and Capital Market.
- **Russell 3000** is a market-cap-weighted index which consists of roughly 3,000 of the largest companies in the U.S. as determined by market capitalization. It represents nearly 98% of the investable U.S. equity market.
- **Russell 1000** consists of the largest 1000 companies in the Russell 3000 Index.
- **Russell 1000 Growth** measures the performance of those Russell 1000 companies with higher P/B ratios and higher forecasted growth values.
- **Russell 1000 Value** measures the performance of those Russell 1000 companies with lower P/B ratios and lower forecasted growth values.
- **Russell Mid Cap** measures the performance of the 800 smallest companies in the Russell 1000 Index.
- **Russell Mid Cap Growth** measures the performance of those Russell Mid Cap companies with higher P/B ratios and higher forecasted growth values.
- **Russell Mid Cap Value** measures the performance of those Russell Mid Cap companies with lower P/B ratios and lower forecasted growth values.
- **Russell 2000** consists of the 2,000 smallest U.S. companies in the Russell 3000 index.
- **Russell 2000 Growth** measures the performance of the Russell 2000 companies with higher P/B ratios and higher forecasted growth values.
- **Russell 2000 Value** measures the performance of those Russell 2000 companies with lower P/B ratios and lower forecasted growth values.
- **Russell 2500** consists of the 2,500 smallest U.S. companies in the Russell 3000 index.
- **Russell 2500 Growth** measures the performance of the Russell 2500 companies with higher P/B ratios and higher forecasted growth values.
- **Russell 2500 Value** measures the performance of those Russell 2500 companies with lower P/B ratios and lower forecasted growth values.
- **MSCI World** captures large and mid-cap representation across 23 Developed Markets countries. With 1,645 constituents, the index covers approximately 85% of the free float-adjusted market capitalization in each country.
- **MSCI ACWI (All Country World Index) ex. U.S. Index** captures large and mid-cap representation across 22 of 23 Developed Markets countries (excluding the United States) and 23 Emerging Markets countries. With 1,859 constituents, the index covers approximately 85% of the global equity opportunity set outside the US.
- **MSCI ACWI (All Country World Index) ex. U.S. Small Cap Index** captures small cap representation across 22 of 23 Developed Markets countries (excluding the US) and 23 Emerging Markets countries. With 4,368 constituents, the index covers approximately 14% of the global equity opportunity set outside the US.
- **MSCI EAFE** is an equity index which captures large and mid-cap representation across Developed Markets countries around the world, excluding the US and Canada. With 930 constituents, the index covers approximately 85% of the free float-adjusted market capitalization in each country.



- **MSCI EAFE Value** captures large and mid-cap securities exhibiting overall value style characteristics across Developed Markets countries around the world, excluding the US and Canada. The value investment style characteristics for index construction are defined using three variables: book value to price, 12-month forward earnings to price and dividend yield. With 507 constituents, the index targets 50% coverage of the free float-adjusted market capitalization of the MSCI EAFE Index.
- **MSCI EAFE Growth** captures large and mid-cap securities exhibiting overall growth style characteristics across Developed Markets countries around the world, excluding the US and Canada. The growth investment style characteristics for index construction are defined using five variables: long-term forward EPS growth rate, short-term forward EPS growth rate, current internal growth rate and long-term historical EPS growth trend and long-term historical sales per share growth trend. With 542 constituents, the index targets 50% coverage of the free float-adjusted market capitalization of the MSCI EAFE Index.
- **MSCI Emerging Markets** captures large and mid-cap representation across 23 Emerging Markets countries. With 836 constituents, the index covers approximately 85% of the free-float adjusted market capitalization in each country.
- **Consumer Price Index** is a measure of prices paid by consumers for a market basket of consumer goods and services. The yearly (or monthly) growth rates represent the inflation rate.
- **FTSE NAREIT Equity REITs Index** contains all Equity REITs not designed as Timber REITs or Infrastructure REITs.
- **S&P Developed World Property** defines and measures the investable universe of publicly traded property companies domiciled in developed markets. The companies in the index are engaged in real estate related activities, such as property ownership, management, development, rental and investment.
- **S&P Developed World Property x U.S.** defines and measures the investable universe of publicly traded property companies domiciled in developed countries outside of the U.S. The companies included are engaged in real estate related activities, such as property ownership, management, development, rental and investment.
- **Fund Specific Broad Real Asset Benchmarks:**
 - **DWS Real Assets:** 30%: Dow Jones Brookfield Infrastructure Index, 30%: FTSE EPRA/NAREIT Developed Index, 15%: Bloomberg Commodity Index, 15%: S&P Global Natural Resources Index, 10%: Barclays U.S. Treasury Inflation Notes Total Return Index
 - **PIMCO Inflation Response Multi Asset Fund:** 45% Barclays U.S. TIPS, 20% Bloomberg Commodity Index, 15% JP Morgan Emerging Local Markets Plus, 10% Dow Jones Select REIT, 10% Bloomberg Gold Subindex Total Return
 - **Principal Diversified Real Assets:** 35% BBGBarc U.S. Treasury TIPS Index, 20% S&P Global Infrastructure Index NTR, 20% S&P Global Natural Resources Index NTR, 15% Bloomberg Commodity Index, and 10% FTSE EPRA/NAREIT Developed Index NTR
 - **Wellington Diversified Inflation H:** 50% MSCI ACWI Commodity Producers Index, 25% Bloomberg Commodity Index, and 25% Bloomberg Barclays US TIPS 1 – 10 Year Index
- **Bloomberg Commodity Index** is calculated on an excess return basis and reflects commodity futures price movements. The index rebalances annually weighted 2/3 by trading volume and 1/3 by world production and weight-caps are applied at the commodity, sector and group level for diversification.
- **HFRF Fund Weighted Composite Index** is a global, equal-weighted index of over 2,000 single-manager funds that report to HFR Database. Constituent funds report monthly net of all fees performance in US Dollar and have a minimum of \$50 Million under management or a twelve (12) month track record of active performance. The HFRF Fund Weighted Composite Index does not include Funds of Hedge Funds.
- **The Alerian MLP Index** is the leading gauge of energy Master Limited Partnerships (MLPs). The float adjusted, capitalization-weighted index, whose constituents represent approximately 85% of total float-adjusted market capitalization, is disseminated real-time on a price-return basis (AMZ) and on a total-return basis.
- **The Adjusted Alerian MLP Index** is commensurate with 65% of the monthly returns of the Alerian MLP Index to incorporate the effect of deferred tax liabilities incurred by MLP entities.
- **Cambridge Associates U.S. Private Equity Index** is based on data compiled from more than 1,200 institutional-quality buyout, growth equity, private equity energy, and mezzanine funds formed between 1986 and 2015.
- **Cambridge Associates U.S. Venture Capital Index** is based on data compiled from over 1,600 institutional-quality venture capital funds formed between 1986 and 2015.
- **Vanguard Spliced Bloomberg Barclays US1-5Yr Gov/Cr Flt Adj Index:** Bloomberg Barclays U.S. 1–5 Year Government/Credit Bond Index through December 31, 2009; Bloomberg Barclays U.S. 1–5 Year Government/Credit Float Adjusted Index thereafter.
- **Vanguard Spliced Bloomberg Barclays US5-10Yr Gov/Cr Flt Adj Index:** Bloomberg Barclays U.S. 5–10 Year Government/Credit Bond Index through December 31, 2009; Bloomberg Barclays U.S. 5–10 Year Government/Credit Float Adjusted Index thereafter.
- **Vanguard Spliced Bloomberg Barclays US Agg Flt Adj Index:** Bloomberg Barclays U.S. Aggregate Bond Index through December 31, 2009; Bloomberg Barclays U.S. Aggregate Float Adjusted Index thereafter.
- **Vanguard Spliced Bloomberg Barclays US Long Gov/Cr Flt Adj Index:** Bloomberg Barclays U.S. Long Government/Credit Bond Index through December 31, 2009; Bloomberg Barclays U.S. Long Government/Credit Float Adjusted Index thereafter.
- **Vanguard Balanced Composite Index:** Made up of two unmanaged benchmarks, weighted 60% Dow Jones U.S. Total Stock Market Index (formerly the Dow Jones Wilshire 5000 Index) and 40% Bloomberg Barclays U.S. Aggregate Bond Index through May 31, 2005; 60% MSCI US Broad Market Index and 40% Bloomberg Barclays U.S. Aggregate Bond Index through December 31, 2009; 60% MSCI US Broad Market Index and 40% Bloomberg Barclays U.S. Aggregate Float Adjusted Index through January 14, 2013; and 60% CRSP US Total Market Index and 40% Bloomberg Barclays U.S. Aggregate Float Adjusted Index thereafter.
- **Vanguard Spliced Intermediate-Term Tax-Exempt Index:** Bloomberg Barclays 1–15 Year Municipal Bond Index.
- **Vanguard Spliced Extended Market Index:** Dow Jones Wilshire 4500 Index through June 17, 2005; S&P Transitional Completion Index through September 16, 2005; S&P Completion Index thereafter.
- **Vanguard Spliced Value Index:** S&P 500 Value Index (formerly the S&P 500/Barra Value Index) through May 16, 2003; MSCI US Prime Market Value Index through April 16, 2013; CRSP US Large Cap Value Index thereafter.
- **Vanguard Spliced Large Cap Index:** Consists of MSCI US Prime Market 750 Index through January 30, 2013, and the CRSP US Large Cap Index thereafter.
- **Vanguard Spliced Growth Index:** S&P 500 Growth Index (formerly the S&P 500/Barra Growth Index) through May 16, 2003; MSCI US Prime Market Growth Index through April 16, 2013; CRSP US Large Cap Growth Index thereafter.
- **Vanguard Spliced Mid Cap Value Index:** MSCI US Mid Cap Value Index through April 16, 2013; CRSP US Mid Cap Value Index thereafter.
- **Vanguard Spliced Mid Cap Index:** S&P MidCap 400 Index through May 16, 2003; the MSCI US Mid Cap 450 Index through January 30, 2013; and the CRSP US Mid Cap Index thereafter.
- **Vanguard Spliced Mid Cap Growth Index:** MSCI US Mid Cap Growth Index through April 16, 2013; CRSP US Mid Cap Growth Index thereafter.
- **Vanguard Spliced Total Stock Market Index:** Dow Jones U.S. Total Stock Market Index (formerly known as the Dow Jones Wilshire 5000 Index) through April 22, 2005; MSCI US Broad Market Index through June 2, 2013; and CRSP US Total Market Index thereafter.
- **Vanguard Spliced Small Cap Value Index:** SmallCap 600 Value Index (formerly the S&P SmallCap 600/Barra Value Index) through May 16, 2003; MSCI US Small Cap Value Index through April 16, 2013; CRSP US Small Cap Value Index thereafter.



- **Vanguard Spliced Small Cap Index:** Russell 2000 Index through May 16, 2003; the MSCI US Small Cap 1750 Index through January 30, 2013; and the CRSP US Small Cap Index thereafter.
- **Vanguard Spliced Small Cap Growth Index:** S&P SmallCap 600 Growth Index (formerly the S&P SmallCap 600/Barra Value Index) through May 16, 2003; MSCI US Small Cap Growth Index through April 16, 2013; CRSP US Small Cap Growth Index thereafter.
- **Vanguard Spliced Total International Stock Index:** Consists of the Total International Composite Index through August 31, 2006; the MSCI EAFE + Emerging Markets Index through December 15, 2010; the MSCI AC USA IMI Index through June 2, 2013; and FTSE Global All Cap ex US Index thereafter. Benchmark returns are adjusted for withholding taxes.
- **Vanguard Spliced Developed Markets Index:** MSCI EAFE Index through May 28, 2013; FTSE Developed ex North America Index through December 20, 2015; FTSE Developed All Cap ex US Transition Index through May 31, 2016; FTSE Developed All Cap ex US Index thereafter. Benchmark returns are adjusted for withholding taxes.
- **Vanguard Spliced Emerging Markets Index:** Select Emerging Markets Index through August 23, 2006; MSCI Emerging Markets Index through January 9, 2013; FTSE Emerging Transition Index through June 27, 2013; FTSE Emerging Index through November 1, 2015; and FTSE Emerging Markets All Cap China A Transition Index thereafter. Benchmark returns are adjusted for withholding taxes.
- **Vanguard REIT Spliced Index:** MSCI US REIT Index adjusted to include a 2% cash position (Lipper Money Market Average) through April 30, 2009; MSCI US REIT Index through January 31, 2018; MSCI US Investable Market Real Estate 25/50 Transition Index through July 24, 2018; MSCI US Investable Market Real Estate 25/50 Index thereafter.

Additional:

- Equity sector returns are calculated by Russell and MSCI for domestic and international markets, respectively. MSCI sector definitions correspond to the MSCI GICS® classification (Global Industry Classification System); Russell uses its own sector and industry classifications.
- MSCI country returns are calculated by MSCI and are free float-adjusted market capitalization indices that are designed to measure equity market performance in each specific country.
- Currency returns are calculated using Bloomberg's historical spot rate indices and are calculated using the U.S. dollar as the base currency.
- The Index of Leading Economic Indicators, calculated by The Conference Board, is used as a barometer of economic activity over a range of three to six months. The index is used to determine the direction and stability of the economy. The composite index of leading indicators, which is derived from 10 leading indicators, helps to signal turning points in the economy and forecast economic cycles. The leading indicators are the following: average weekly hours, average weekly initial claims, manufacturers' new orders, both consumer and non-defense capital goods, vendor performance, building permits, stock prices, money supply (M2), the interest rate spread and the index of consumer expectations.
- S&P Target Date Indexes are constructed using a survey method of current target date investments with \$100 million or more in assets under management. Allocations for each vintage are comprised of exchange-traded funds that represent respective asset classes used in target date portfolios. The indexes are designed to represent a market consensus glide path.

DEFINITION OF KEY STATISTICS AND TERMS

- **Returns:** A percentage figure used when reporting historical average compounded rate of investment return. All returns are annualized if the period for which they are calculated exceeds one year.
- **Universe Comparison:** The universe compares the fund's returns to a group of other investment portfolios with similar investment strategies. The returns for the fund, the index and the universe percentiles are displayed. A percentile ranking of 1 is the best, while a percentile ranking of 100 is the worst. For example, a ranking of 50 indicates the fund outperformed half of the universe. A ranking of 25 indicates the fund was in the top 25% of the universe, outperforming 75%.
- **Returns In Up/Down Markets:** This measures how the fund performed in both up and down markets. The methodology is to segregate the performance for each time period into the quarters in which the market, as defined by the index, was positive and negative. Quarters with negative index returns are treated as down markets, and quarters with positive index returns are treated as up markets. Thus, in a 3 year or 12 quarter period, there might be 4 down quarters and 8 up quarters. A simple arithmetic average of returns is calculated for the fund and the index based on the up quarters. A simple arithmetic average of returns is calculated for the fund and the index based on the down quarters. The up market capture ratio is the ratio of the fund's return in up markets to the index. The down market capture ratio is the ratio of the fund's return in down markets to the index. Ideally, the fund would have a greater up market capture ratio than down market capture ratio.
- **Standard Deviation:** Standard deviation is a statistical measure of the range of performance within which the total returns of a fund fall. When a fund has a high standard deviation, the range of performance is very wide, meaning there is a greater volatility. Approximately 68% of the time, the total return of any given fund will differ from the average total return by no more than plus or minus the standard deviation figure. Ninety-five percent of the time, a fund's total return will be within a range of plus or minus two times the standard deviation from the average total return. If the quarterly or monthly returns are all the same the standard deviation will be zero. The more they vary from one another, the higher the standard deviation. Standard deviation can be misleading as a risk indicator for funds with high total returns because large positive deviations will increase the standard deviation without a corresponding increase in the risk of the fund. While positive volatility is welcome, negative is not.
- **R-Squared:** This reflects the percentage of a fund's movements that are explained by movements in its benchmark index. An R-squared of 100 means that all movements of a fund are completely explained by movements in the index. Conversely, a low R-squared indicates very few of the fund's movements are explained by movements in the benchmark index. R-squared can also be used to ascertain the significance of a particular beta. Generally, a higher R-squared will indicate a more reliable beta figure. If the R-squared is lower, then the beta is less relevant to the fund's performance. A measure of diversification, R-squared indicates the extent to which fluctuations in portfolio returns are explained by market. An R-squared = 0.70 implies that 70% of the fluctuation in a portfolio's return is explained by the fluctuation in the market. In this instance, overweighting or underweighting of industry groups or individual securities is responsible for 30% of the fund's movement.
- **Beta:** This is a measure of a fund's market risk. The beta of the market is 1.00. Accordingly, a fund with a 1.10 beta is expected to perform 10% better than the market in up markets and 10% worse than the market in down markets. It is important to note, however, a low fund beta does not imply the fund has a low level of volatility; rather, a low beta means only that the fund's market-related risk is low. Because beta analyzes the market risk of a fund by showing how responsive the fund is to the market, its usefulness depends on the degree to which the markets determine the fund's total risk (indicated by R-squared).
- **Alpha:** The Alpha is the nonsystematic return, or the return that can't be attributed to the market. It can be thought of as how the manager performed if the market's return was zero. A positive alpha implies the manager added value to the return of the portfolio over that of the market. A negative alpha implies the manager did not contribute any value over the performance of the market.
- **Sharpe Ratio:** The Sharpe ratio is the excess return per unit of total risk as measured by standard deviation. Higher numbers are better, indicating more return for the level of risk experienced. The ratio is a fund's return minus the risk-free rate of return (30-day T-Bill rate) divided by the fund's standard deviation. The higher the Sharpe ratio, the more reward you are receiving per unit of total risk. This measure can be used to rank the performance of mutual funds or other portfolios.
- **Treynor Ratio:** The Treynor ratio measures returns earned in excess of that which could have been earned on a riskless investment per each unit of market risk. The ratio relates excess return over the risk-free rate to the additional risk taken; however, systematic risk is used instead of total risk. The Treynor ratio is similar to the Sharpe ratio, except in the fact that it uses the beta to evaluate the returns rather than the standard deviation of portfolio returns. High values mean better return for risk taken.



- **Tracking Error:** Tracking error measures the volatility of the difference in annual returns between the manager and the index. This value is calculated by measuring the standard deviation of the difference between manager and index returns. For example, a tracking error of +/- 5 would mean there is about a 68% chance (1 standard deviation event) that the manager's returns will fall within +/- 5% of the benchmark's annual return.
- **Information Ratio:** The information ratio is a measure of the consistency of excess return. This value is determined by taking the annualized excess return over a benchmark (style benchmark by default) and dividing the standard deviation of excess return.
- **Consistency:** Consistency shows the percent of the periods the fund has beaten the index and the percent of the periods the index has beat the fund. A high average for the fund (e.g., over 50) is desirable, indicating the fund has beaten the index frequently.
- **Downside Risk:** Downside risk is a measure similar to standard deviation but focuses only on the negative movements of the return series. It is calculated by taking the standard deviation of the negative quarterly set of returns. The higher the factor, the riskier the product.
- **M-Squared:** M-squared, or the Modigliani risk-adjusted performance measure is used to characterize how well a portfolio's return rewards an investor for the amount of risk taken, relative to that of some benchmark portfolio and to the risk-free rate.

DEFINITION OF KEY PRIVATE EQUITY TERMS

- **PIC (Paid in Capital):** The amount of committed capital that has been transferred from the limited partner to the general partner.
- **TVPI (Total Value to Paid in Capital):** Money returned to limited partners plus the fund's unrealized investments, divided by money paid-in to the partnership. The TVPI should equal RVPI plus DPI.
- **DPI (Distribution to Paid In Capital):** Money returned (distributions) to limited partners divided by money paid in to the partnership. Also called cash-on-cash multiple.
- **RVPI (Residual Value to Paid In Capital):** The value of a fund's unrealized investments divided by money paid-in to the partnership.
- **Internal rate of return (IRR):** This is the most appropriate performance benchmark for private equity investments. It is a time-weighted return expressed as a percentage. IRR uses the present sum of cash drawdowns (money invested), the present value of distributions (money returned from investments) and the current value of unrealized investments and applies a discount.
- **Commitment:** Every investor in a private equity fund commits to investing a specified sum of money in the fund partnership over a specified period of time. The fund records this as the limited partnership's capital commitment. The sum of capital commitments is equal to the size of the fund.
- **Capital Distribution:** These are the returns that an investor in a private equity fund receives. It is the income and capital realized from investments less expenses and liabilities. Once a limited partner has had their cost of investment returned, further distributions are actual profit. The partnership agreement determines the timing of distributions to the limited partner. It will also determine how profits are divided among the limited partners and general partner.
- **Carried Interest:** The share of profits that the fund manager is due once it has returned the cost of investment to investors. Carried interest is normally expressed as a percentage of the total profits of the fund.
- **Co-Investment:** Co-Investments are minority investments made alongside a private equity investor in an LBO, a recapitalization, or an expansion capital transaction. It is a passive, non-controlling investment, as the private equity firm involved will typically exercise control and perform monitoring functions.
- **General Partner (GP):** This can refer to the top-ranking partners at a private equity firm as well as the firm managing the private equity fund.
- **GP Commitments:** It is normal practice for the GP managing a private equity fund to also make a financial commitment to the fund on the same basis as the LPs in the fund, and this is seen as an important factor driving the alignment of GP and LP interests. The historic benchmark for GP commitments has been 1% of the total fund size, but this is by no means universal, and many GPs commit significantly larger amounts. Furthermore, there has been a marked trend towards GPs making larger commitments to their funds over recent years.
- **Leveraged Buy-Out (LBO):** The acquisition of a company using debt and equity finance.
- **Limited Partner (LP):** Institutions or high-net-worth individuals/sophisticated investors that contribute capital to a private equity fund.
- **Public Market Equivalent (PME):** Performance measure used to evaluate performance relative to the market. It is calculated as the ratio of the discounted value of the LP's inflows divided by the discounted value of outflows, with the discounting performed using realized market returns.
- **Primaries:** An original investment vehicle that invests directly into a company or asset.

VALUATION POLICY

Fiducient Advisors does not engage an independent third-party pricing service to value securities. Our reports are generated using the security prices provided by custodians used by our clients. Our custodial pricing hierarchy is available upon request. If a client holds a security not reported by the first custodian within the hierarchy, the valuation is generated from the next custodian within the hierarchy, and so forth. Each custodian uses pricing services from outside vendors, where the vendors may generate nominally different prices. Therefore, this report can reflect minor valuation differences from those contained in a custodian's report. In rare instances where FA overrides a custodial price, prices are taken from Bloomberg.

REPORTING POLICY

This report is intended for the exclusive use of the client listed within the report. Content is privileged and confidential. Any dissemination or distribution is strictly prohibited. Information has been obtained from a variety of sources believed to be reliable though not independently verified. Any forecast represents median expectations and actual returns, volatilities and correlations will differ from forecasts. Please note each client has customized investment objectives and constraints and the investment strategy for each portfolio is based on a client-specific asset allocation model. Past performance does not indicate future performance and there is a possibility of a loss. Performance calculated net of investment fees. Certain portfolios presented may be gross of Fiducient Advisors' fees and actual performance would be reduced by investment advisory fees. This report does not represent a specific investment recommendation. Please consult with your advisor, attorney, and accountant, as appropriate, regarding specific advice.



Custodian reports are the reports that govern the account. There will be different account values between Fiducient Advisors' reports and the custodian reports based on whether the report utilizes trade date or date to calculate value. Additionally, difference between values contained on reports may be caused by different accrued income values. Any forecasts represent future expectations and actual returns, volatilities and will differ from forecasts. This report does not represent a specific investment recommendation. Please consult with your advisor, attorney, and accountant, as appropriate, regarding specific advice. Past performance does not indicate future performance and there is a possibility of a loss.

Manager performance for mutual funds and ETFs is based on NAV and provided by Lipper. Performance for non-mutual fund or ETF investments is based on the returns provided by managers, calculations based on a manager statement, or calculations based on a statement or data from the client's custodian. Unless specified otherwise, all returns are net of individual manager fees, represent total returns and are annualized for periods greater than one year. The deduction of fees produces a compounding effect that reduces the total rate of return over time. As an example, the effect of investment management fees on the total value of a client's portfolio assuming (a) quarterly fee assessment, (b) \$1,000,000 investment, (c) portfolio return of 8% a year, and (d) 0.50% annual investment advisory fee would be \$5,228 in the first year, and cumulative effects of \$30,342 over five years and \$73,826 over ten years. Additional information on advisory fees charged by Fiducient Advisors are described in Part 2 of the Form ADV.

OTHER

By regulation, closed-end funds utilizing debt for leverage must report their interest expense, as well as their income tax expense, as part of their total expense ratio. To make for a useful comparison between closed-end funds and both open-end funds and exchange-traded funds, adjusted expense ratios excluding interest and income tax expenses are utilized for closed-end funds within this report. See disclosure on closed-end fund fact sheets for information regarding the total expense ratio of each closed-end fund.

Please advise us of any changes in your objectives or circumstances.

CUSTODIAN STATEMENTS

Please remember to review the periodic statements you receive from your custodian. If you do not receive periodic statements from your custodian or notice issues with the activity reported in those statements, please contact FA or your custodian immediately.

ACCOUNT STATEMENT

Statement Period
Account Number

07/01/2021 through 06/30/2022
M04690

186

ANNUAL CERTIFICATION

WE HEREBY CERTIFY THAT, TO THE BEST OF OUR KNOWLEDGE AND BELIEF, THE FOREGOING STATEMENT OF RECEIPTS AND DISBURSEMENTS AND ATTACHED STATEMENT OF ASSETS, SUPPORTED BY RESPECTIVE SCHEDULES, FURNISHED PURSUANT TO ERISA REGULATION 2520.103-5(C), ARE ACCURATE AND COMPLETE STATEMENTS ACCORDING TO OUR RECORDS OF THE ACCOUNT. SECURITIES AND OTHER ASSETS LISTED IN THIS REPORT ARE HELD BY THE BANK AS OF THE FISCAL PERIOD, EXCEPT AS OTHERWISE NOTED. WE FURTHER CERTIFY THAT, TO THE BEST OF OUR KNOWLEDGE AND BELIEF, THIS ACCOUNT HOLDS NO KNOWN WORTHLESS SECURITIES, NO LEASES OR LOANS IN DEFAULT OR CLASSIFIED AS UNCOLLECTIBLE (EXCEPT AS IDENTIFIED ON THE MOST RECENT LOANS OUTSTANDING REPORT), AND HAS NOT PARTICIPATED IN ANY TRANSACTIONS CONSTRUED TO BE PARTY-IN-INTEREST TRANSACTIONS. EXCEPTIONS TO THIS PROVISION ARE SUPPORTED BY SCHEDULES ATTACHED TO THIS REPORT.

COMERICA WILL FILE, PURSUANT TO ERISA REGULATION 2520.103-9(C), A FORM 5500 AS A DIRECT FILING ENTITY FOR THE COLLECTIVE FUNDS DESCRIBED ON THE FOLLOWING PAGE FOR THE FISCAL YEAR ENDING WITH OR WITHIN YOUR PLAN'S CURRENT PLAN YEAR. WHEN REQUESTED, COMERICA WILL PROVIDE A COPY OF THE STATEMENT OF ASSETS AND LIABILITIES FOR EACH FUND YOUR TRUST ACCOUNT HELD DURING THE YEAR. PLEASE CONTACT YOUR RELATIONSHIP MANAGER TO OBTAIN THIS INFORMATION.

YOU DO NOT NEED TO FILE THE COMPLETE AUDITED COLLECTIVE FUND FINANCIAL STATEMENTS WITH YOUR 5500. HOWEVER, THOSE AUDITED STATEMENTS ARE AVAILABLE UPON REQUEST TO YOUR RELATIONSHIP MANAGER AT THE NUMBER LISTED ON YOUR ACCOUNT STATEMENT. YOU MAY OBTAIN WITHOUT CHARGE A COPY OF THE REPORT OF ANY COLLECTIVE FUND IN WHICH YOUR TRUST PARTICIPATES.

COMERICA BANK AND TRUST, N.A.
COMERICA BANK

BY:/S/ CINDY HIGGINS, SENIOR VICE PRESIDENT, INSTITUTIONAL SERVICES GROUP 06/30/2022.

ACCOUNT STATEMENT

Statement Period
Account Number

07/01/2021 through 06/30/2022
M04690

186

ANNUAL CERTIFICATION

COMERICA COLLECTIVE FUNDS FOR RETIREMENT PLANS

SHORT TERM FUND	47-7305132-001	MEDIUM CAP INDEX FUND	38-6589863-001
FOREIGN EQUITY INDEX FUND	38-6589861-001	ATLANTA SOSNOFF STRATEGIC BALANCED FUND	82-6421043-001
ADVISORY RESEARCH SMALL CAP VALUE FUND	27-6191763-001	CHARTWELL MID CAP VALUE CIT	85-6334110-001
LARGE CAP EQUITY INDEX FUND	38-6555647-001	CHARTWELL SHORT DURATION HIGH YIELD CIT	85-6285527-001
BOND INDEX FUND	38-6555716-001	U.S. GOVERNMENT LONG BOND FUND	83-6452577-001
SMALL CAP INDEX FUND	38-3192888-001	U.S. TIP NOTES-INTERMEDIATE INDEX FUND	83-6457566-001
LARGE CAP GROWTH INDEX FUND	38-3192893-001	CONESTOGA SMALL CAP GROWTH COLLECTIVE FUND	82-6178890-001
LARGE CAP VALUE INDEX FUND	38-3192894-001	FULLER & THALER SMALL CAP CORE EQUITY FUND	81-6912326-001
SDA EMERGING MARKETS EQUITY INDEX FUND	47-6560409-001	TROWEL TRADES S&P 500 INDEX FUND	38-3558170-001
DESTINATION RETIREMENT FUND	37-1486625-001	U.S. ALL CAP COMPOSITE EQUITY INDEX FUND	30-0216651-001
DESTINATION 2015 FUND	37-1486618-001	DESTINATION 2025 FUND	37-1486619-001
DESTINATION 2035 FUND	37-1486620-001	DESTINATION 2045 FUND	37-1486621-001
DESTINATION 2055 FUND	46-7242480-001	U.S. GOVERNMENT LONG BOND FUND CIF	83-6452577-001
SDA U.S. EQUITY MARKET FUND	83-6446194-001	SEIZERT CAPITAL PARTNERS LARGE CAP VALUE CIT	47-7154760-001
DRZ VALUE EQUITY	45-6755963-001	SUMMIT CREEK ADVISORS SMALL CAP GROWTH FUND	81-6974631-001
FIDUCIARY INVESTMENT TR AGGRESSIVE	47-6646422-001	FIDUCIARY INVESTMENT TR BALANCED	47-6652256-001
FIDUCIARY INVESTMENT TR CONSERVATIVE	47-6658632-001	FIDUCIARY INVESTMENT TR CORE SERIES: BOND	82-6760208-001
FIDUCIARY INV TR CORE SERIES: INTERNATIONAL EQ	82-6757275-001	FIDUCIARY INVESTMENT TR CORE SERIES: LARGE CAP	82-6749519-001
FIDUCIARY INVESTMENT TR CORE SERIES: MID CAP	82-6750538-001	FIDUCIARY INV TR CORE SERIES: OPPORTUNISTIC GLOBAL	82-6763925-001
FIDUCIARY INVESTMENT TR CORE SERIES: SMALL CAP	82-6753772-001	FIDUCIARY INVESTMENT TR GROWTH PORTFOLIO	47-6649174-001
FIDUCIARY INVESTMENT TR MODERATELY CONSERVATIVE	47-6655437-001	WEDGE MID CAP VALUE CIT	46-6998515-001
WEDGE SMALL CAP VALUE CIT	81-6507188-001	WEDGE SMID CAP VALUE CIT	82-6571037-001
WESTFIELD MID CAP GROWTH EQUITY CIT	82-6649344-001	WESTFIELD SMALL/MID CAP GROWTH EQUITY CIT	82-6648070-001
BLUE GRANITE CAPITAL LARGE CAP EQUITY INC	85-6689946-001	BLUE GRANITE CAP SHORT-INTERMEDIATE DURATION FIXED INC	85-6695096-001
WEDGE QVM LARGE CAP VALUE CIT	85-6492895-001		

COMERICA FUNDS FOR HEALTH & WELFARE PLANS (584 FUNDS)

AGGREGATE BOND INDEX FUND	30-6632982-001	INTERMEDIATE GOVERNMENT BOND INDEX FUND	61-1903889-001
MIDCAP INDEX FUND	36-7725875-001	SMALL CAP INDEX FUND	37-6677894-001
LARGE CAP INDEX FUND	36-7726328-001	SHORT TERM INVESTMENT CTF	47-6569677-001

ACCOUNT STATEMENT

Statement Period
Account Number

07/01/2021 through 06/30/2022
M04690

186

MESSAGE PAGE

PRICING

MARKET PRICES SHOWN HAVE BEEN OBTAINED FROM PRICING SERVICES WHICH WE BELIEVE ARE RELIABLE; HOWEVER, WE CANNOT GUARANTEE THEIR ACCURACY OR THAT SECURITIES CAN BE BOUGHT OR SOLD FOR THESE PRICES. SOME UNREGISTERED AND ILLIQUID SECURITIES MAY NOT HAVE INDEPENDENTLY PROVIDED PRICING, AND MAY ONLY HAVE PRICING PROVIDED BY THE ISSUER OF THE SECURITY, WHICH MAY INCLUDE ESTIMATES OR OTHER UNVERIFIED PRICES. WE WILL BE GLAD TO PROVIDE YOU FURTHER DETAILS UPON REQUEST.

FLOAT

COMERICA USES A GENERAL DISBURSEMENT CHECKING ACCOUNT TO PROCESS LUMP SUM AND PERIODIC DISTRIBUTIONS. THIS IS A NON-INTEREST BEARING ACCOUNT FROM WHICH COMERICA MAY RECEIVE FLOAT. FLOAT IS EARNED AT THE FED FUNDS RATE, AS PUBLISHED IN THE WALL STREET JOURNAL OR ON THE FEDERAL RESERVE'S WEB SITE. COMERICA MAY BEGIN EARNING FLOAT ONCE THE FUNDS ARE TRANSFERRED FROM YOUR TRUST ACCOUNT TO THE GENERAL DISBURSEMENT CHECKING ACCOUNT. FOR PERIODIC DISTRIBUTIONS, THE TRANSFER TYPICALLY TAKES PLACE ON THE FIRST BUSINESS DAY OF THE MONTH. FOR LUMP SUM DISTRIBUTIONS, THE TRANSFER TYPICALLY OCCURS ON THE DAY THE CHECK IS ISSUED. COMERICA CONTINUES TO RECEIVE FLOAT ON SUCH FUNDS UNTIL SUCH TIME AS: THE CHECK IS PRESENTED FOR PAYMENT OR THE FUNDS ARE DISPOSED OF PURSUANT TO AN UNCLAIMED FUNDS PROCEDURE. PERIODIC DISTRIBUTIONS PAID BY DIRECT DEPOSIT DO NOT GENERATE FLOAT, AND PROVIDE IMPROVED FUNDS AVAILABILITY FOR RECIPIENTS. IF YOU APPROVE OF THESE ARRANGEMENTS, YOU NEED TO DO NOTHING FURTHER. OTHERWISE, PLEASE CONTACT YOUR RELATIONSHIP MANAGER FOR FURTHER INFORMATION.

CASH EQUIVALENTS

COMERICA CALCULATES SWEEP FEES OR FUND LEVEL FEES ON A 360 DAY BASIS.

FOREIGN TAX RECLAIMS DISCLOSURE

DIVIDENDS FROM AMERICAN DEPOSITARY RECEIPTS (ADRs) AND OTHER FOREIGN INVESTMENTS MAY BE SUBJECT TO TAX WITHHOLDING BY THE ISSUERS' HOME-COUNTRY GOVERNMENTS. COMERICA ENGAGED GLOBE TAX SERVICES, INC., TO PROVIDE CROSS-BORDER WITHHOLDING RECOVERY SERVICES ON BEHALF OF CLIENTS WITH THE APPLICABLE FOREIGN TAX AUTHORITIES. IF YOU WISH TO OPT INTO THIS SERVICE, PLEASE CONTACT YOUR RELATIONSHIP MANAGER.

SERVICING FEE

COMERICA MAY BE PAID BY NON-PROPRIETARY FUNDS FOR PERFORMING SERVICES FOR THE FUNDS.

ACCOUNT STATEMENT

Statement Period
Account Number

07/01/2021 through 06/30/2022
M04690

186

MESSAGE PAGE

TO ALL HOLDERS OF THE COMERICA SHORT TERM INVESTMENT FUND (STIF)

DETAILED INFORMATION ABOUT THE FUND IS AVAILABLE TO ALL HOLDERS OF THE COMERICA SHORT TERM INVESTMENT FUND (STIF) ON A MONTHLY BASIS INCLUDING: TOTAL ASSETS, SHADOW NAV, AND INDIVIDUAL SECURITY INFORMATION.

THIS INFORMATION WILL BE AVAILABLE AFTER THE 7TH BUSINESS DAY OF THE MONTH AND CAN BE FOUND ON THE 'SPECIAL REPORTS' TAB IN CUSTODY ONLINE, UNDER THE MASTER ACCOUNT NUMBER M87890. IF YOU ARE NOT A CURRENT USER OF CUSTODY ONLINE, PLEASE CONTACT YOUR RELATIONSHIP MANAGER TO OBTAIN ACCESS OR TO HAVE THIS INFORMATION SENT TO YOU.

CLASS ACTION NOTIFICATIONS:

FOR YOUR REFERENCE, WE HAVE CREATED A SPECIAL LINK ([COMERICA.COM/CLASSACTIONS](https://comerica.com/classactions)) FOR UPCOMING SECURITY CLASS ACTION FILINGS. THIS LINK WILL OPEN A REGULARLY UPDATED PDF CONTAINING RELEVANT INFORMATION. PLEASE REFER TO THIS SITE FOR NOTIFICATION ABOUT CLASS ACTIONS WHICH MAY AFFECT YOUR ACCOUNT. CONTACT YOUR RELATIONSHIP MANAGER WITH ANY QUESTIONS.

ACCOUNT STATEMENT

Statement Period
Account Number

07/01/2021 through 06/30/2022
M04690

186

Table Of Contents

Index Of Related Accounts	1
Changes In Net Assets	2
Summary Of Assets	3
Schedule Of Assets Held	5
Summary Of Cash Transactions	8
Schedule Of Income Earned	9
Schedule Of Cash Receipts	27
Schedule Of Cash Disbursements	31
Schedule Of Asset Acquisitions	35
Schedule Of Asset Dispositions	53
5500 Schedule H, Part 1 Asset And Liability Statement	60
5500 Schedule H, Part 2 Income And Expense Statement	
Report Of 5% Transactions	63
Broker Commissions Report	69

ACCOUNT STATEMENT

Statement Period	07/01/2021 through 06/30/2022	186
Account Number	M04690	

Index Of Related Accounts

THIS REPORT CONSOLIDATES THE ACTIVITY OF
THE FOLLOWING ACCOUNTS:

ACCOUNT	NAME
1055087401	TOWN OF NEWTOWN PENSION - CASH
1055087410	TOWN OF NEWTOWN PENSION - MUTUAL FUNDS

ACCOUNT STATEMENT

Statement Period
Account Number

07/01/2021 through 06/30/2022
M04690

186

Changes In Net Assets

	COST VALUE	MARKET VALUE
BEGINNING BALANCE AS OF 07/01/2021	59,486,709.83	60,105,398.88
EARNINGS		
CASH INCOME	1,845,157.72	1,845,157.72
LESS PRIOR ACCRUED INCOME	9,776.49-	9,776.49-
PLUS CURRENT ACCRUED INCOME	21,078.80	21,078.80
REALIZED GAIN/LOSS ON SALE OF ASSETS	77,383.08-	77,383.08-
NET UNREALIZED GAIN OR LOSS	0.00	9,358,304.38-
TOTAL EARNINGS	1,779,076.95	7,579,227.43-
CONTRIBUTIONS & OTHER INCREASES		
EMPLOYEE CONTRIBUTIONS	179,284.22	179,284.22
TRANSFERS	2,705,280.58	2,705,280.58
TOTAL CONTRIBUTIONS & OTHER INCREASES	2,884,564.80	2,884,564.80
DISTRIBUTIONS & OTHER DECREASES		
FEES & EXPENSES	82,206.82-	82,206.82-
TRANSFERS	2,857,707.56-	2,857,707.56-
TOTAL DISTRIBUTIONS & OTHER DECREASES	2,939,914.38-	2,939,914.38-
ENDING BALANCE AS OF 06/30/2022	61,210,437.20	52,470,821.87

ACCOUNT STATEMENT

Statement Period
Account Number

07/01/2021 through 06/30/2022
M04690

186

Summary Of Assets

	AS OF 07/01/2021		AS OF 06/30/2022	
	COST	MARKET	COST	MARKET
	VALUE	VALUE	VALUE	VALUE
A S S E T S				
CASH	0.00	0.00	0.00	0.00
DUE FROM BROKERS	0.00	0.00	0.00	0.00
ACCRUED INCOME	9,776.49	9,776.49	21,078.80	21,078.80
TOTAL CASH & RECEIVABLES	9,776.49	9,776.49	21,078.80	21,078.80
DEBT SECURITIES				
OPEN END MF - FIXED INC TAX	20,769,294.59	20,897,259.15	21,684,545.31	19,268,635.20
TOTAL DEBT SECURITIES	20,769,294.59	20,897,259.15	21,684,545.31	19,268,635.20
EQUITY SECURITIES				
OPEN END MF - EQUITY	38,225,000.00	38,715,724.49	39,485,447.02	33,161,741.80
TOTAL EQUITY SECURITIES	38,225,000.00	38,715,724.49	39,485,447.02	33,161,741.80
SHORT TERM INVESTMENTS				
SHORT TERM INVESTMENTS	483,481.04	483,481.04	19,366.07	19,366.07
TOTAL SHORT TERM INVESTMENTS	483,481.04	483,481.04	19,366.07	19,366.07
TOTAL HOLDINGS	59,477,775.63	60,096,464.68	61,189,358.40	52,449,743.07
TOTAL ASSETS	59,487,552.12	60,106,241.17	61,210,437.20	52,470,821.87
L I A B I L I T I E S				
DUE TO BROKERS	842.29	842.29	0.00	0.00
TOTAL LIABILITIES	842.29	842.29	0.00	0.00
TOTAL NET ASSET VALUE	59,486,709.83	60,105,398.88	61,210,437.20	52,470,821.87


ACCOUNT STATEMENT

Statement Period
Account Number


07/01/2021 through 06/30/2022
M04690

186

Beginning Market Allocation



Ending Market Allocation



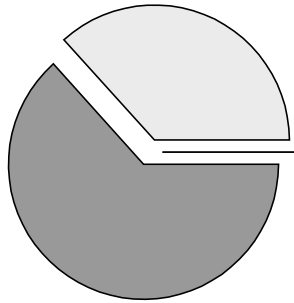
ACCOUNT STATEMENT

Statement Period
Account Number

07/01/2021 through 06/30/2022
M04690

186

Schedule Of Assets Held Investment Allocation



36.7%	DEBT SECURITIES	19,268,635.20
63.2%	EQUITY SECURITIES	33,161,741.80
0.1%	SHORT TERM INVESTMENTS	40,444.87
100.0%	Total	52,470,821.87

Investment Summary

	Cost	Market Value	% of Acct	Estim Ann Inc	Income Yield
DEBT SECURITIES	21,684,545.31	19,268,635.20	36.72	481,515	2.50
EQUITY SECURITIES	39,485,447.02	33,161,741.80	63.20	716,614	2.16
SHORT TERM INVESTMENTS	40,444.87	40,444.87	0.08	261	0.65
Total Assets	61,210,437.20	52,470,821.87	100.00	1,198,390	2.28

Schedule Of Assets Held

UNITS	ASSET DESCRIPTION	COST	UNIT PRICE	MARKET VALUE	UNREALIZED GAIN/LOSS	YIELD AT MARKET
	DEBT SECURITIES					
	OPEN END MF - FIXED INC TAX					
563,597.591	BAIRD AGGREGATE BOND FUND 057071854	6,425,783.37	10.01	5,641,611.89	784,171.48-	2.198
	ACCOUNT 1055087410	563,597.591				

ACCOUNT STATEMENT

Statement Period
Account Number

07/01/2021 through 06/30/2022
M04690

186

Schedule Of Assets Held

UNITS	ASSET DESCRIPTION	COST	UNIT PRICE	MARKET VALUE	UNREALIZED GAIN/LOSS	YIELD AT MARKET
650,929.165	BLACKROCK FDS V STRATEGIC INCOME OPPORTUNITES PORTFOLIO-K 09260B374 ACCOUNT 1055087410 650,929.165	6,669,854.49	9.49	6,177,317.78	492,536.71-	2.540
624,195.896	METROPOLITAN WEST FDS T/R BD-PLN 592905764 ACCOUNT 1055087410 624,195.896	6,380,637.16	8.95	5,586,553.27	794,083.89-	1.799
245,474.606	PIMCO HIGH YIELD FD INSTL 693390841 ACCOUNT 1055087410 245,474.606	2,208,270.29	7.59	1,863,152.26	345,118.03-	5.375
	TOTAL OPEN END MF - FIXED INC TAX	21,684,545.31		19,268,635.20	2,415,910.11-	
EQUITY SECURITIES						
OPEN END MF - EQUITY						
231,776.388	PINEBRIDGE GQG PARTNERS EMERGING MARKETS EQUITY FUND- INST 00771X419 ACCOUNT 1055087410 231,776.388	4,243,263.33	13.88	3,217,056.27	1,026,207.06-	2.925
37,866.355	CONESTOGA FDS SMLL CAP INSTL CL 207019704 ACCOUNT 1055087410 37,866.355	3,057,696.84	61.67	2,335,218.11	722,478.73-	0.000
82,229.751	FIDELITY INTERNATIONAL INDEX FUND-PRM 315911727 ACCOUNT 1055087410 82,229.751	4,127,354.54	39.83	3,275,210.98	852,143.56-	3.794
99,737.856	FIDELITY 500 INDEX FUND-AI 315911750 ACCOUNT 1055087410 99,737.856	14,522,655.43	131.92	13,157,417.96	1,365,237.47-	1.568
268,273.205	VAUGHAN NELSON SMALL CAP VALUE ARISTOTLE INTERNATIONAL EQUITY FUND - INST 46141P297 ACCOUNT 1055087410 268,273.205	3,791,969.93	11.01	2,953,687.99	838,281.94-	1.026
115,663.229	MFS INSTL TR 552966806 ACCOUNT 1055087410 115,663.229	3,848,142.63	26.83	3,103,244.43	744,898.20-	2.564

ACCOUNT STATEMENT

Statement Period
Account Number

07/01/2021 through 06/30/2022
M04690

186

Schedule Of Assets Held

UNITS	ASSET DESCRIPTION	COST	UNIT PRICE	MARKET VALUE	UNREALIZED GAIN/LOSS	YIELD AT MARKET
207,020.902	PRINCIPAL FDS INC CALI MUN INSTL :DIVERSIFIED REAL ASSET FUND; CLASS R-6 SHARES 742537467 ACCOUNT 1055087410 207,020.902	2,745,204.34	12.46	2,579,480.44	165,723.90-	6.613
96,888.849	RBB FD INC ROBECO BOSTON PARTNERS SMALL CAP VALUE FD INSTL SHS FORMERLY BOSTON PARTNERS MICRO CAP VALUE FD 749255345 ACCOUNT 1055087410 96,888.849	3,149,159.98	26.22	2,540,425.62	608,734.36-	0.454
	TOTAL OPEN END MF - EQUITY	39,485,447.02		33,161,741.80	6,323,705.22-	
SHORT TERM INVESTMENTS						
19,366.07	COMERICA SHORT TERM FUND 20035Y102 ACCOUNT 1055087401 17,313.53 ACCOUNT 1055087410 2,052.54	19,366.07	1.00	19,366.07	0.00	1.350
	ACCRUED INCOME	21,078.80		21,078.80	0.00	0.000
	TOTAL SHORT TERM INVESTMENTS	40,444.87		40,444.87	0.00	
	Total Assets	61,210,437.20		52,470,821.87	8,739,615.33-	

ACCOUNT STATEMENT

Statement Period
Account Number

07/01/2021 through 06/30/2022
M04690

186

Summary Of Cash Transactions

R E C E I P T S

CASH BALANCE AS OF 07/01/2021		842.29 -
INCOME RECEIVED		
DIVIDENDS	1,844,774.84	
INTEREST	382.88	
TOTAL INCOME RECEIPTS		1,845,157.72
CASH RECEIPTS		
EMPLOYEE CONTRIBUTIONS	179,284.22	
TRANSFERS	2,705,280.58	
TOTAL CASH RECEIPTS		2,884,564.80
PROCEEDS FROM THE DISPOSITION OF ASSETS		8,878,282.17
TOTAL RECEIPTS		13,608,004.69

D I S B U R S E M E N T S

CASH DISBURSEMENTS		
FEES & EXPENSES	82,206.82 -	
TRANSFERS	2,857,707.56 -	
TOTAL CASH DISBURSEMENTS		2,939,914.38 -
COST OF ACQUISITION OF ASSETS		10,667,248.02 -
TOTAL DISBURSEMENTS		13,607,162.40 -
CASH BALANCE AS OF 06/30/2022		0.00

THE ENDING CASH BALANCE CONSISTS OF:

CASH	0.00
DUE FROM BROKER	0.00
DUE TO BROKER	0.00
TOTAL CASH	0.00

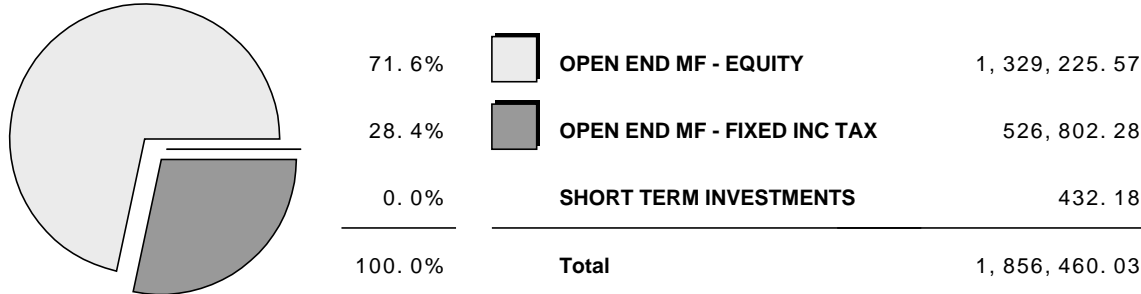
ACCOUNT STATEMENT

Statement Period
Account Number

07/01/2021 through 06/30/2022
M04690

186

Schedule Of Income Earned Income Allocation



Income Schedule

DATE	DESCRIPTION	BEGINNING ACCRUAL / RECEIVABLE	CASH RECEIVED	ENDING ACCRUAL / RECEIVABLE	INCOME EARNED	MARKET / COST BASIS
DIVIDENDS						
	OPEN END MF - FIXED INC TAX CUSIP # 057071854 BAIRD AGGREGATE BOND FUND					
07/29/2021	DIVIDEND ON 612,852.818 SHS BAIRD AGGREGATE BOND FUND AT .01853547 PER SHARE PAYABLE 07/28/2021 EX DATE 07/26/2021 EFFECTIVE 07/28/2021 EX 07/26/2021 ACCOUNT 1055087410		11,359.52			
08/27/2021	DIVIDEND ON 613,832.087 SHS BAIRD AGGREGATE BOND FUND AT .01659019 PER SHARE PAYABLE 08/26/2021 EX DATE 08/25/2021 EFFECTIVE 08/26/2021 EX 08/25/2021 ACCOUNT 1055087410		10,183.59			

ACCOUNT STATEMENT

Statement Period
Account Number

07/01/2021 through 06/30/2022
M04690

186

Schedule Of Income Earned

DATE	DESCRIPTION	BEGINNING ACCRUAL / RECEIVABLE	CASH RECEIVED	ENDING ACCRUAL / RECEIVABLE	INCOME EARNED	MARKET / COST BASIS
09/28/2021	DIVIDEND ON 635,872.479 SHS BAIRD AGGREGATE BOND FUND AT .0174979 PER SHARE PAYABLE 09/27/2021 EX DATE 09/23/2021 EFFECTIVE 09/27/2021 EX 09/23/2021 ACCOUNT 1055087410		11,126.43			
10/28/2021	DIVIDEND ON 636,839.995 SHS BAIRD AGGREGATE BOND FUND AT .0178564 PER SHARE PAYABLE 10/27/2021 EX DATE 10/25/2021 EFFECTIVE 10/27/2021 EX 10/25/2021 ACCOUNT 1055087410		11,371.67			
11/29/2021	DIVIDEND ON 637,838.386 SHS BAIRD AGGREGATE BOND FUND AT .01667894 PER SHARE PAYABLE 11/26/2021 EX DATE 11/23/2021 EFFECTIVE 11/26/2021 EX 11/23/2021 ACCOUNT 1055087410		10,638.47			
12/31/2021	LONG TERM CAPITAL GAINS DIVIDEND ON 638,777.351 SHS BAIRD AGGREGATE BOND FUND AT .01178 PER SHARE PAYABLE 12/17/2021 EX DATE 12/15/2021 EFFECTIVE 12/17/2021 EX 12/15/2021 ACCOUNT 1055087410		7,524.80			
12/31/2021	DIVIDEND ON 639,437.421 SHS BAIRD AGGREGATE BOND FUND AT .02224016 PER SHARE PAYABLE 12/29/2021 EX DATE 12/28/2021 EFFECTIVE 12/29/2021 EX 12/28/2021 ACCOUNT 1055087410		14,221.19			
01/27/2022	DIVIDEND ON 640,689.286 SHS BAIRD AGGREGATE BOND FUND AT .01419555 PER SHARE PAYABLE 01/26/2022 EX DATE 01/24/2022 EFFECTIVE 01/26/2022 EX 01/24/2022 ACCOUNT 1055087410		9,094.94			

ACCOUNT STATEMENT

Statement Period
Account Number

07/01/2021 through 06/30/2022
M04690

186

Schedule Of Income Earned

DATE	DESCRIPTION	BEGINNING ACCRUAL / RECEIVABLE	CASH RECEIVED	ENDING ACCRUAL / RECEIVABLE	INCOME EARNED	MARKET / COST BASIS
02/28/2022	DIVIDEND ON 641,506.441 SHS BAIRD AGGREGATE BOND FUND AT .01875787 PER SHARE PAYABLE 02/25/2022 EX DATE 02/23/2022 EFFECTIVE 02/25/2022 EX 02/23/2022 ACCOUNT 1055087410		12,033.29			
03/29/2022	DIVIDEND ON 559,360.561 SHS BAIRD AGGREGATE BOND FUND AT .01797158 PER SHARE PAYABLE 03/28/2022 EX DATE 03/24/2022 EFFECTIVE 03/28/2022 EX 03/24/2022 ACCOUNT 1055087410		10,052.59			
05/03/2022	DIVIDEND ON 560,317.951 SHS BAIRD AGGREGATE BOND FUND AT .01807386 PER SHARE PAYABLE 04/26/2022 EX DATE 04/22/2022 EFFECTIVE 04/26/2022 EX 04/25/2022 ACCOUNT 1055087410		10,127.11			
05/26/2022	DIVIDEND ON 561,306.927 SHS BAIRD AGGREGATE BOND FUND AT .02037011 PER SHARE PAYABLE 05/25/2022 EX DATE 05/23/2022 EFFECTIVE 05/25/2022 EX 05/23/2022 ACCOUNT 1055087410		11,433.88			
06/27/2022	DIVIDEND ON 562,426.798 SHS BAIRD AGGREGATE BOND FUND AT .02077517 PER SHARE PAYABLE 06/24/2022 EX DATE 06/22/2022 EFFECTIVE 06/24/2022 EX 06/22/2022 ACCOUNT 1055087410		11,684.51			
	SECURITY TOTAL	0.00 0.00	140,851.99	0.00 0.00	140,851.99	
	CUSIP # 09260B374 BLACKROCK FDS V STRATEGIC INCOME OPPORTUNITES PORTFOLIO-K					
07/02/2021	DIVIDEND ON BLACKROCK FDS V STRATEGIC INCOME OPPORTUNITES PORTFOLIO-K PAYABLE 06/30/2021 EFFECTIVE 06/30/2021 FOR 06/01/21 THROUGH 06/30/21		9,194.50			

ACCOUNT STATEMENT

Statement Period
Account Number

07/01/2021 through 06/30/2022
M04690

186

Schedule Of Income Earned

DATE	DESCRIPTION	BEGINNING ACCRUAL / RECEIVABLE	CASH RECEIVED	ENDING ACCRUAL / RECEIVABLE	INCOME EARNED	MARKET / COST BASIS
08/03/2021	DIVIDEND ON BLACKROCK FDS V STRATEGIC INCOME OPPORTUNITES PORTFOLIO-K PAYABLE 07/31/2021 EFFECTIVE 07/31/2021 FOR 07/01/21 THROUGH 07/31/21 ACCOUNT 1055087410		10,030.67			
09/02/2021	DIVIDEND ON BLACKROCK FDS V STRATEGIC INCOME OPPORTUNITES PORTFOLIO-K PAYABLE 08/31/2021 EFFECTIVE 08/31/2021 FOR 08/01/21 THROUGH 08/31/21 ACCOUNT 1055087410		10,422.96			
10/01/2021	INTEREST ON BLACKROCK FDS V STRATEGIC INCOME OPPORTUNITES PORTFOLIO-K PAYABLE 09/30/2021 EFFECTIVE 09/30/2021 FOR 09/01/21 THROUGH 09/30/21 ACCOUNT 1055087410		9,656.92			
11/03/2021	INTEREST ON BLACKROCK FDS V STRATEGIC INCOME OPPORTUNITES PORTFOLIO-K PAYABLE 10/31/2021 EFFECTIVE 10/31/2021 FOR 10/01/21 THROUGH 10/31/21 ACCOUNT 1055087410		8,830.50			
12/01/2021	INTEREST ON BLACKROCK FDS V STRATEGIC INCOME OPPORTUNITES PORTFOLIO-K PAYABLE 11/30/2021 EFFECTIVE 11/30/2021 FOR 11/01/21 THROUGH 11/30/21 ACCOUNT 1055087410		7,533.28			
12/27/2021	LONG TERM CAPITAL GAINS DIVIDEND ON 486,442.827 SHS BLACKROCK FDS V STRATEGIC INCOME OPPORTUNITES PORTFOLIO-K AT .033264 PER SHARE PAYABLE 12/22/2021 EX DATE 12/21/2021 EFFECTIVE 12/22/2021 EX 12/21/2021 ACCOUNT 1055087410		16,181.03			
12/27/2021	SHORT TERM CAPITAL GAINS DIVIDEND ON 486,442.827 SHS BLACKROCK FDS V STRATEGIC INCOME OPPORTUNITES PORTFOLIO-K AT .053903 PER SHARE PAYABLE 12/22/2021 EX DATE 12/21/2021 EFFECTIVE 12/22/2021		26,220.73			

ACCOUNT STATEMENT

Statement Period
Account Number

07/01/2021 through 06/30/2022
M04690

186

Schedule Of Income Earned

DATE	DESCRIPTION	BEGINNING ACCRUAL / RECEIVABLE	CASH RECEIVED	ENDING ACCRUAL / RECEIVABLE	INCOME EARNED	MARKET / COST BASIS
01/07/2022	INTEREST ON BLACKROCK FDS V STRATEGIC INCOME OPPORTUNITES PORTFOLIO-K PAYABLE 12/31/2021 EFFECTIVE 12/31/2021 FOR 12/01/21 THROUGH 12/31/21 ACCOUNT 1055087410		8,825.11			
02/04/2022	INTEREST ON BLACKROCK FDS V STRATEGIC INCOME OPPORTUNITES PORTFOLIO-K PAYABLE 01/31/2022 EFFECTIVE 01/31/2022 FOR 01/01/22 THROUGH 01/31/22 ACCOUNT 1055087410		8,320.08			
03/02/2022	INTEREST ON BLACKROCK FDS V STRATEGIC INCOME OPPORTUNITES PORTFOLIO-K PAYABLE 02/28/2022 EFFECTIVE 02/28/2022 FOR 02/01/22 THROUGH 02/28/22 ACCOUNT 1055087410		7,432.28			
04/05/2022	INTEREST ON BLACKROCK FDS V STRATEGIC INCOME OPPORTUNITES PORTFOLIO-K PAYABLE 03/31/2022 EFFECTIVE 03/31/2022 FOR 03/01/22 THROUGH 03/31/22 ACCOUNT 1055087410		11,024.39			
05/05/2022	INTEREST ON BLACKROCK FDS V STRATEGIC INCOME OPPORTUNITES PORTFOLIO-K PAYABLE 04/30/2022 EFFECTIVE 04/30/2022 FOR 04/01/22 THROUGH 04/30/22 ACCOUNT 1055087410		13,881.45			
06/03/2022	INTEREST ON BLACKROCK FDS V STRATEGIC INCOME OPPORTUNITES PORTFOLIO-K PAYABLE 05/31/2022 EFFECTIVE 05/31/2022 FOR 05/01/22 THROUGH 05/31/22 ACCOUNT 1055087410		16,812.66			
	ACCOUNT 1055087410	0.00 0.00	164,366.56	0.00 9,139.03	173,505.59	
	SECURITY TOTAL	0.00 0.00	164,366.56	0.00 9,139.03	173,505.59	

ACCOUNT STATEMENT

Statement Period
Account Number

07/01/2021 through 06/30/2022
M04690

186

Schedule Of Income Earned

DATE	DESCRIPTION	BEGINNING ACCRUAL / RECEIVABLE	CASH RECEIVED	ENDING ACCRUAL / RECEIVABLE	INCOME EARNED	MARKET / COST BASIS
	CUSIP # 592905764					
07/02/2021	METROPOLITAN WEST FDS T/R BD-PLN DIVIDEND ON METROPOLITAN WEST FDS T/R BD-PLN PAYABLE 06/30/2021 EFFECTIVE 06/30/2021 FOR 06/01/21 THROUGH 06/30/21 ACCOUNT 1055087410		7,105.92			
08/05/2021	DIVIDEND ON METROPOLITAN WEST FDS T/R BD-PLN PAYABLE 07/31/2021 EFFECTIVE 07/31/2021 FOR 07/01/21 THROUGH 07/31/21 ACCOUNT 1055087410		7,597.78			
09/01/2021	DIVIDEND ON METROPOLITAN WEST FDS T/R BD-PLN PAYABLE 08/31/2021 EFFECTIVE 08/31/2021 FOR 08/01/21 THROUGH 08/31/21 ACCOUNT 1055087410		7,934.58			
10/01/2021	DIVIDEND ON METROPOLITAN WEST FDS T/R BD-PLN PAYABLE 09/30/2021 EFFECTIVE 09/30/2021 FOR 09/01/21 THROUGH 09/30/21 ACCOUNT 1055087410		7,919.54			
11/02/2021	DIVIDEND ON METROPOLITAN WEST FDS T/R BD-PLN PAYABLE 10/31/2021 EFFECTIVE 10/31/2021 FOR 10/01/21 THROUGH 10/31/21 ACCOUNT 1055087410		8,763.68			
12/01/2021	DIVIDEND ON METROPOLITAN WEST FDS T/R BD-PLN PAYABLE 11/30/2021 EFFECTIVE 11/30/2021 FOR 11/01/21 THROUGH 11/30/21 ACCOUNT 1055087410		8,021.07			
12/08/2021	SHORT TERM CAPITAL GAINS DIVIDEND ON 712,544.208 SHS METROPOLITAN WEST FDS T/R BD-PLN AT .00272 PER SHARE PAYABLE 12/07/2021 EX DATE 12/06/2021 EFFECTIVE 12/07/2021 EX 12/06/2021 ACCOUNT 1055087410		1,938.12			

ACCOUNT STATEMENT

Statement Period
Account Number

07/01/2021 through 06/30/2022
M04690

186

Schedule Of Income Earned

DATE	DESCRIPTION	BEGINNING ACCRUAL / RECEIVABLE	CASH RECEIVED	ENDING ACCRUAL / RECEIVABLE	INCOME EARNED	MARKET / COST BASIS
01/05/2022	DIVIDEND ON METROPOLITAN WEST FDS T/R BD-PLN PAYABLE 12/31/2021 EFFECTIVE 12/31/2021 FOR 12/01/21 THROUGH 12/31/21 ACCOUNT 1055087410		9,652.55			
02/04/2022	DIVIDEND ON METROPOLITAN WEST FDS T/R BD-PLN PAYABLE 01/31/2022 EFFECTIVE 01/31/2022 FOR 01/01/22 THROUGH 01/31/22 ACCOUNT 1055087410		9,663.55			
03/02/2022	DIVIDEND ON METROPOLITAN WEST FDS T/R BD-PLN PAYABLE 02/28/2022 EFFECTIVE 02/28/2022 FOR 02/01/22 THROUGH 02/28/22 ACCOUNT 1055087410		9,820.27			
04/05/2022	DIVIDEND ON METROPOLITAN WEST FDS T/R BD-PLN PAYABLE 03/31/2022 EFFECTIVE 03/31/2022 FOR 03/01/22 THROUGH 03/31/22 ACCOUNT 1055087410		10,911.48			
05/05/2022	DIVIDEND ON METROPOLITAN WEST FDS T/R BD-PLN PAYABLE 04/30/2022 EFFECTIVE 04/30/2022 FOR 04/01/22 THROUGH 04/30/22 ACCOUNT 1055087410		10,412.34			
06/08/2022	DIVIDEND ON METROPOLITAN WEST FDS T/R BD-PLN PAYABLE 05/31/2022 EFFECTIVE 05/31/2022 FOR 05/01/22 THROUGH 05/31/22 ACCOUNT 1055087410		11,625.15			
	ACCOUNT 1055087410	0.00 4,249.82	111,366.03	0.00 7,272.62	114,388.83	
	SECURITY TOTAL	0.00 4,249.82	111,366.03	0.00 7,272.62	114,388.83	
	CUSIP # 693390841 PIMCO HIGH YIELD FD INSTL					
07/06/2021	DIVIDEND ON PIMCO HIGH YIELD FD INSTL PAYABLE 06/30/2021 EFFECTIVE 06/30/2021 FOR 06/01/21 THROUGH 06/30/21 ACCOUNT 1055087410		7,760.75			

ACCOUNT STATEMENT

Statement Period
Account Number

07/01/2021 through 06/30/2022
M04690

186

Schedule Of Income Earned

DATE	DESCRIPTION	BEGINNING ACCRUAL / RECEIVABLE	CASH RECEIVED	ENDING ACCRUAL / RECEIVABLE	INCOME EARNED	MARKET / COST BASIS
08/05/2021	DIVIDEND ON PIMCO HIGH YIELD FD INSTL PAYABLE 07/31/2021 EFFECTIVE 07/31/2021 FOR 07/01/21 THROUGH 07/31/21 ACCOUNT 1055087410		8,015.30			
09/03/2021	DIVIDEND ON PIMCO HIGH YIELD FD INSTL PAYABLE 08/31/2021 EFFECTIVE 08/31/2021 FOR 08/01/21 THROUGH 08/31/21 ACCOUNT 1055087410		7,538.55			
10/05/2021	DIVIDEND ON PIMCO HIGH YIELD FD INSTL PAYABLE 09/30/2021 EFFECTIVE 09/30/2021 FOR 09/01/21 THROUGH 09/30/21 ACCOUNT 1055087410		8,056.46			
11/03/2021	DIVIDEND ON PIMCO HIGH YIELD FD INSTL PAYABLE 10/31/2021 EFFECTIVE 10/31/2021 FOR 10/01/21 THROUGH 10/31/21 ACCOUNT 1055087410		8,311.77			
12/02/2021	DIVIDEND ON PIMCO HIGH YIELD FD INSTL PAYABLE 11/30/2021 EFFECTIVE 11/30/2021 FOR 11/01/21 THROUGH 11/30/21 ACCOUNT 1055087410		7,999.77			
01/13/2022	DIVIDEND ON PIMCO HIGH YIELD FD INSTL PAYABLE 12/31/2021 EFFECTIVE 12/31/2021 TAX EFFECTIVE 12/31/2021 FOR 12/01/21 THROUGH 12/31/21 ACCOUNT 1055087410		10,558.62			
02/09/2022	DIVIDEND ON PIMCO HIGH YIELD FD INSTL PAYABLE 01/31/2022 EFFECTIVE 01/31/2022 FOR 01/01/22 THROUGH 01/31/22 ACCOUNT 1055087410		7,401.87			
03/03/2022	DIVIDEND ON PIMCO HIGH YIELD FD INSTL PAYABLE 02/28/2022 EFFECTIVE 02/28/2022 FOR 02/01/22 THROUGH 02/28/22 ACCOUNT 1055087410		8,218.69			

ACCOUNT STATEMENT

Statement Period
Account Number

07/01/2021 through 06/30/2022
M04690

186

Schedule Of Income Earned

DATE	DESCRIPTION	BEGINNING ACCRUAL / RECEIVABLE	CASH RECEIVED	ENDING ACCRUAL / RECEIVABLE	INCOME EARNED	MARKET / COST BASIS
04/07/2022	DIVIDEND ON PIMCO HIGH YIELD FD INSTL PAYABLE 03/31/2022 EFFECTIVE 03/31/2022 FOR 03/01/22 THROUGH 03/31/22 ACCOUNT 1055087410		8,120.43			
05/06/2022	DIVIDEND ON PIMCO HIGH YIELD FD INSTL PAYABLE 04/30/2022 EFFECTIVE 04/30/2022 FOR 04/01/22 THROUGH 04/30/22 ACCOUNT 1055087410		8,211.56			
06/08/2022	DIVIDEND ON PIMCO HIGH YIELD FD INSTL PAYABLE 05/31/2022 EFFECTIVE 05/31/2022 FOR 05/01/22 THROUGH 05/31/22 ACCOUNT 1055087410		7,925.88			
	ACCOUNT 1055087410	0.00 4,674.25	98,119.65	0.00 4,607.72	98,053.12	
	SECURITY TOTAL	0.00 4,674.25	98,119.65	0.00 4,607.72	98,053.12	
	CUSIP # 921937504 VANGUARD TOTL BD MKT IDX-INS					
07/01/2021	DIVIDEND ON VANGUARD TOTL BD MKT IDX-INS PAYABLE 07/01/2021 FOR 06/01/21 THROUGH 06/30/21 ACCOUNT 1055087410		842.29			
08/05/2021	DIVIDEND ON VANGUARD TOTL BD MKT IDX-INS PAYABLE 08/02/2021 EFFECTIVE 08/02/2021 FOR 07/01/21 THROUGH 07/31/21 ACCOUNT 1055087410		1.33			
09/01/2021	DIVIDEND ON VANGUARD TOTL BD MKT IDX-INS PAYABLE 09/01/2021 FOR 08/01/21 THROUGH 08/31/21 ACCOUNT 1055087410		1.33			
10/01/2021	DIVIDEND ON VANGUARD TOTL BD MKT IDX-INS PAYABLE 10/01/2021 FOR 09/01/21 THROUGH 09/30/21 ACCOUNT 1055087410		0.09			

ACCOUNT STATEMENT

Statement Period
Account Number

07/01/2021 through 06/30/2022
M04690

186

Schedule Of Income Earned

DATE	DESCRIPTION	BEGINNING ACCRUAL / RECEIVABLE	CASH RECEIVED	ENDING ACCRUAL / RECEIVABLE	INCOME EARNED	MARKET / COST BASIS
	SECURITY TOTAL	842.29 0.00	845.04	0.00 0.00	2.75	
	TOTAL OPEN END MF - FIXED INC TAX	842.29 8,924.07	515,549.27	0.00 21,019.37	526,802.28	
	OPEN END MF - EQUITY					
	CUSIP # 00771X419					
	PINEBRIDGE GQG PARTNERS EMERGING					
	MARKETS EQUITY FUND- INST					
12/17/2021	LONG TERM CAPITAL GAINS DIVIDEND ON 223,009.547 SHS PINEBRIDGE GQG PARTNERS EMERGING MARKETS EQUITY FUND- INST AT .2531 PER SHARE PAYABLE 12/15/2021 EX DATE 12/14/2021 EFFECTIVE 12/15/2021 EX 12/14/2021 ACCOUNT 1055087410		56,443.72			
01/04/2022	DIVIDEND ON 226,323.917 SHS PINEBRIDGE GQG PARTNERS EMERGING MARKETS EQUITY FUND- INST AT .4057 PER SHARE PAYABLE 12/31/2021 EX DATE 12/29/2021 EFFECTIVE 12/31/2021 EX 12/29/2021 ACCOUNT 1055087410		91,819.61			
	SECURITY TOTAL	0.00 0.00	148,263.33	0.00 0.00	148,263.33	
	CUSIP # 207019704					
	CONESTOGA FDS SMLL CAP INSTL CL					
12/06/2021	LONG TERM CAPITAL GAINS DIVIDEND ON 36,611.618 SHS CONESTOGA FDS SMLL CAP INSTL CL AT 4.5016 PER SHARE PAYABLE 12/03/2021 EX DATE 12/02/2021 EFFECTIVE 12/03/2021 EX 12/02/2021 ACCOUNT 1055087410		164,810.86			
	SECURITY TOTAL	0.00 0.00	164,810.86	0.00 0.00	164,810.86	

ACCOUNT STATEMENT

Statement Period
Account Number

07/01/2021 through 06/30/2022
M04690

186

Schedule Of Income Earned

DATE	DESCRIPTION	BEGINNING ACCRUAL / RECEIVABLE	CASH RECEIVED	ENDING ACCRUAL / RECEIVABLE	INCOME EARNED	MARKET / COST BASIS
	CUSIP # 315911727 FIDELITY INTERNATIONAL INDEX FUND-PRM					
02/16/2022	DIVIDEND ON 79,910.772 SHS FIDELITY INTERNATIONAL INDEX FUND-PRM AT 1.406 PER SHARE PAYABLE 12/13/2021 EX DATE 12/10/2021 EFFECTIVE 12/13/2021 TAX EFFECTIVE 12/13/2021 EX 12/13/2021 ACCOUNT 1055087410		112,354.54			
	SECURITY TOTAL	0.00 0.00	112,354.54	0.00 0.00	112,354.54	
	CUSIP # 315911750 FIDELITY 500 INDEX FUND-AI					
07/07/2021	DIVIDEND ON 101,184.545 SHS FIDELITY 500 INDEX FUND-AI AT .496 PER SHARE PAYABLE 07/06/2021 EX DATE 07/02/2021 EFFECTIVE 07/06/2021 EX 07/02/2021 ACCOUNT 1055087410		50,187.54			
10/05/2021	DIVIDEND ON 101,516.847 SHS FIDELITY 500 INDEX FUND-AI AT .527 PER SHARE PAYABLE 10/04/2021 EX DATE 10/01/2021 EFFECTIVE 10/04/2021 EX 10/01/2021 ACCOUNT 1055087410		53,499.38			
12/14/2021	DIVIDEND ON 101,870.796 SHS FIDELITY 500 INDEX FUND-AI AT .583 PER SHARE PAYABLE 12/13/2021 EX DATE 12/10/2021 EFFECTIVE 12/13/2021 EX 12/10/2021 ACCOUNT 1055087410		59,390.67			
04/12/2022	DIVIDEND ON 99,443.03 SHS FIDELITY 500 INDEX FUND-AI AT .462 PER SHARE PAYABLE 04/11/2022 EX DATE 04/08/2022 EFFECTIVE 04/11/2022 EX 04/08/2022 ACCOUNT 1055087410		45,942.68			

ACCOUNT STATEMENT

Statement Period
Account Number07/01/2021 through 06/30/2022
M04690

186

Schedule Of Income Earned

DATE	DESCRIPTION	BEGINNING ACCRUAL / RECEIVABLE	CASH RECEIVED	ENDING ACCRUAL / RECEIVABLE	INCOME EARNED	MARKET / COST BASIS
	SECURITY TOTAL	0.00 0.00	209,020.27	0.00 0.00	209,020.27	
	CUSIP # 46141P297 VAUGHAN NELSON SMALL CAP VALUE ARISTOTLE INTERNATIONAL EQUITY FUND - INST					
12/20/2021	DIVIDEND ON 263,547.028 SHS VAUGHAN NELSON SMALL CAP VALUE ARISTOTLE INTERNATIONAL EQUITY FUND - INST AT .11256 PER SHARE PAYABLE 12/15/2021 EX DATE 12/14/2021 EFFECTIVE 12/15/2021 EX 12/14/2021 ACCOUNT 1055087410		29,664.85			
12/20/2021	LONG TERM CAPITAL GAINS DIVIDEND ON 263,547.028 SHS VAUGHAN NELSON SMALL CAP VALUE ARISTOTLE INTERNATIONAL EQUITY FUND - INST AT .14155 PER SHARE PAYABLE 12/15/2021 EX DATE 12/14/2021 EFFECTIVE 12/15/2021 EX 12/14/2021 ACCOUNT 1055087410		37,305.08			
	SECURITY TOTAL	0.00 0.00	66,969.93	0.00 0.00	66,969.93	
	CUSIP # 552966806 MFS INSTL TR					
12/15/2021	LONG TERM CAPITAL GAINS DIVIDEND ON 109,644.316 SHS MFS INSTL TR AT 1.1037 PER SHARE PAYABLE 12/10/2021 EX DATE 12/08/2021 EFFECTIVE 12/10/2021 EX 12/08/2021 ACCOUNT 1055087410		121,014.43			
12/15/2021	SHORT TERM CAPITAL GAINS DIVIDEND ON 109,644.316 SHS MFS INSTL TR AT .01557 PER SHARE PAYABLE 12/10/2021 EX DATE 12/08/2021 EFFECTIVE 12/10/2021 EX 12/08/2021 ACCOUNT 1055087410		1,707.16			

ACCOUNT STATEMENT

Statement Period
Account Number

07/01/2021 through 06/30/2022
M04690

186

Schedule Of Income Earned

DATE	DESCRIPTION	BEGINNING ACCRUAL / RECEIVABLE	CASH RECEIVED	ENDING ACCRUAL / RECEIVABLE	INCOME EARNED	MARKET / COST BASIS
12/15/2021	DIVIDEND ON 109,644.316 SHS MFS INSTL TR AT .68787 PER SHARE PAYABLE 12/10/2021 EX DATE 12/08/2021 EFFECTIVE 12/10/2021 EX 12/08/2021 ACCOUNT 1055087410		75,421.04			
	SECURITY TOTAL	0.00 0.00	198,142.63	0.00 0.00	198,142.63	
	CUSIP # 742537467 PRINCIPAL FDS INC CALI MUN INSTL :DIVERSIFIED REAL ASSET FUND; CLASS R-6 SHARES					
09/22/2021	DIVIDEND ON 231,246.228 SHS PRINCIPAL FDS INC CALI MUN INSTL :DIVERSIFIED REAL ASSET FUND; CLASS R-6 SHARES AT .3803 PER SHARE PAYABLE 09/20/2021 EX DATE 09/17/2021 EFFECTIVE 09/20/2021 EX 09/17/2021 ACCOUNT 1055087410		87,942.94			
12/28/2021	SHORT TERM CAPITAL GAINS DIVIDEND ON 238,037.189 SHS PRINCIPAL FDS INC CALI MUN INSTL :DIVERSIFIED REAL ASSET FUND; CLASS R-6 SHARES AT .0204 PER SHARE PAYABLE 12/20/2021 EX DATE 12/17/2021 EFFECTIVE 12/20/2021 EX 12/17/2021 ACCOUNT 1055087410		4,855.96			
12/28/2021	LONG TERM CAPITAL GAINS DIVIDEND ON 238,037.189 SHS PRINCIPAL FDS INC CALI MUN INSTL :DIVERSIFIED REAL ASSET FUND; CLASS R-6 SHARES AT 0.16 PER SHARE PAYABLE 12/20/2021 EX DATE 12/17/2021 EFFECTIVE 12/20/2021 EX 12/17/2021 ACCOUNT 1055087410		38,085.95			
01/03/2022	DIVIDEND ON 238,299.29 SHS PRINCIPAL FDS INC CALI MUN INSTL :DIVERSIFIED REAL ASSET FUND; CLASS R-6 SHARES AT .3158 PER SHARE PAYABLE 12/29/2021 EX DATE 12/28/2021 EFFECTIVE 12/29/2021 EX 12/28/2021		75,254.92			

ACCOUNT STATEMENT

Statement Period
Account Number

07/01/2021 through 06/30/2022
M04690

186

Schedule Of Income Earned

DATE	DESCRIPTION	BEGINNING ACCRUAL / RECEIVABLE	CASH RECEIVED	ENDING ACCRUAL / RECEIVABLE	INCOME EARNED	MARKET / COST BASIS
03/21/2022	DIVIDEND ON 243,996.105 SHS PRINCIPAL FDS INC CALI MUN INSTL :DIVERSIFIED REAL ASSET FUND; CLASS R-6 SHARES AT .0558 PER SHARE PAYABLE 03/17/2022 EX DATE 03/16/2022 EFFECTIVE 03/17/2022 EX 03/16/2022 ACCOUNT 1055087410		13,614.98			
06/22/2022	DIVIDEND ON 217,231.423 SHS PRINCIPAL FDS INC CALI MUN INSTL :DIVERSIFIED REAL ASSET FUND; CLASS R-6 SHARES AT .0725 PER SHARE PAYABLE 06/17/2022 EX DATE 06/16/2022 EFFECTIVE 06/17/2022 EX 06/16/2022 ACCOUNT 1055087410		15,749.28			
	SECURITY TOTAL	0.00 0.00	235,504.03	0.00 0.00	235,504.03	
	CUSIP # 749255345 RBB FD INC ROBECO BOSTON PARTNERS SMALL CAP VALUE FD INSTL SHS FORMERLY BOSTON PARTNERS MICRO CAP VALUE FD					
12/15/2021	LONG TERM CAPITAL GAINS DIVIDEND ON 90,449.049 SHS RBB FD INC ROBECO BOSTON PARTNERS SMALL CAP VALUE FD INSTL SHS FORMERLY BOSTON PARTNERS MICRO CAP VALUE FD AT 1.52609 PER SHARE PAYABLE 12/09/2021 EX DATE 12/08/2021 EFFECTIVE 12/09/2021 EX 12/08/2021 ACCOUNT 1055087410		138,033.39			
12/15/2021	SHORT TERM CAPITAL GAINS DIVIDEND ON 90,449.049 SHS RBB FD INC ROBECO BOSTON PARTNERS SMALL CAP VALUE FD INSTL SHS FORMERLY BOSTON PARTNERS MICRO CAP VALUE FD AT .50109 PER SHARE PAYABLE 12/09/2021 EX DATE 12/08/2021 EFFECTIVE 12/09/2021 EX 12/08/2021 ACCOUNT 1055087410		45,323.11			

ACCOUNT STATEMENT

Statement Period
Account Number

07/01/2021 through 06/30/2022
M04690

186

Schedule Of Income Earned

DATE	DESCRIPTION	BEGINNING ACCRUAL / RECEIVABLE	CASH RECEIVED	ENDING ACCRUAL / RECEIVABLE	INCOME EARNED	MARKET / COST BASIS
12/15/2021	DIVIDEND ON 90,449.049 SHS RBB FD INC ROBECO BOSTON PARTNERS SMALL CAP VALUE FD INSTL SHS FORMERLY BOSTON PARTNERS MICRO CAP VALUE FD AT .11944277 PER SHARE PAYABLE 12/09/2021 EX DATE 12/08/2021 EFFECTIVE 12/09/2021 EX 12/08/2021 ACCOUNT 1055087410		10,803.48			
	SECURITY TOTAL	0.00 0.00	194,159.98	0.00 0.00	194,159.98	
	TOTAL OPEN END MF - EQUITY	0.00 0.00	1,329,225.57	0.00 0.00	1,329,225.57	
	TOTAL DIVIDENDS	842.29 8,924.07	1,844,774.84	0.00 21,019.37	1,856,027.85	
	INTEREST					
	SHORT TERM INVESTMENTS CUSIP # 20035Y102 COMERICA SHORT TERM FUND					
07/01/2021	INTEREST ON COMERICA SHORT TERM FUND PAYABLE 07/01/2021 FOR 06/01/21 THROUGH 06/30/21 ACCOUNT 1055087401		7.77			
07/01/2021	INTEREST ON COMERICA SHORT TERM FUND PAYABLE 07/01/2021 FOR 06/01/21 THROUGH 06/30/21 ACCOUNT 1055087410		2.35			
08/02/2021	INTEREST ON COMERICA SHORT TERM FUND PAYABLE 08/01/2021 EFFECTIVE 08/01/2021 FOR 07/01/21 THROUGH 07/31/21 ACCOUNT 1055087401		29.37			
08/02/2021	INTEREST ON COMERICA SHORT TERM FUND PAYABLE 08/01/2021 EFFECTIVE 08/01/2021 FOR 07/01/21 THROUGH 07/31/21 ACCOUNT 1055087410		0.94			

ACCOUNT STATEMENT

Statement Period
Account Number

07/01/2021 through 06/30/2022
M04690

186

Schedule Of Income Earned

DATE	DESCRIPTION	BEGINNING ACCRUAL / RECEIVABLE	CASH RECEIVED	ENDING ACCRUAL / RECEIVABLE	INCOME EARNED	MARKET / COST BASIS
09/01/2021	INTEREST ON COMERICA SHORT TERM FUND PAYABLE 09/01/2021 FOR 08/01/21 THROUGH 08/31/21 ACCOUNT 1055087401		34 . 63			
09/01/2021	INTEREST ON COMERICA SHORT TERM FUND PAYABLE 09/01/2021 FOR 08/01/21 THROUGH 08/31/21 ACCOUNT 1055087410		0 . 93			
10/01/2021	INTEREST ON COMERICA SHORT TERM FUND PAYABLE 10/01/2021 FOR 09/01/21 THROUGH 09/30/21 ACCOUNT 1055087401		18 . 31			
10/01/2021	INTEREST ON COMERICA SHORT TERM FUND PAYABLE 10/01/2021 FOR 09/01/21 THROUGH 09/30/21 ACCOUNT 1055087410		0 . 09			
11/01/2021	INTEREST ON COMERICA SHORT TERM FUND PAYABLE 11/01/2021 FOR 10/01/21 THROUGH 10/31/21 ACCOUNT 1055087401		7 . 45			
12/01/2021	INTEREST ON COMERICA SHORT TERM FUND PAYABLE 12/01/2021 FOR 11/01/21 THROUGH 11/30/21 ACCOUNT 1055087401		5 . 52			
01/03/2022	INTEREST ON COMERICA SHORT TERM FUND PAYABLE 01/01/2022 EFFECTIVE 01/01/2022 FOR 12/01/21 THROUGH 12/31/21 ACCOUNT 1055087401		7 . 20			
01/03/2022	INTEREST ON COMERICA SHORT TERM FUND PAYABLE 01/01/2022 EFFECTIVE 01/01/2022 FOR 12/01/21 THROUGH 12/31/21 ACCOUNT 1055087410		3 . 74			
02/01/2022	INTEREST ON COMERICA SHORT TERM FUND PAYABLE 02/01/2022 FOR 01/01/22 THROUGH 01/31/22 ACCOUNT 1055087401		11 . 30			

ACCOUNT STATEMENT

Statement Period
Account Number

07/01/2021 through 06/30/2022
M04690

186

Schedule Of Income Earned

DATE	DESCRIPTION	BEGINNING ACCRUAL / RECEIVABLE	CASH RECEIVED	ENDING ACCRUAL / RECEIVABLE	INCOME EARNED	MARKET / COST BASIS
03/01/2022	INTEREST ON COMERICA SHORT TERM FUND PAYABLE 03/01/2022 FOR 02/01/22 THROUGH 02/28/22 ACCOUNT 1055087401		5 . 78			
04/01/2022	INTEREST ON COMERICA SHORT TERM FUND PAYABLE 04/01/2022 FOR 03/01/22 THROUGH 03/31/22 ACCOUNT 1055087401		12 . 42			
04/01/2022	INTEREST ON COMERICA SHORT TERM FUND PAYABLE 04/01/2022 FOR 03/01/22 THROUGH 03/31/22 ACCOUNT 1055087410		25 . 94			
05/02/2022	INTEREST ON COMERICA SHORT TERM FUND PAYABLE 05/01/2022 EFFECTIVE 05/01/2022 FOR 04/01/22 THROUGH 04/30/22 ACCOUNT 1055087401		14 . 38			
05/02/2022	INTEREST ON COMERICA SHORT TERM FUND PAYABLE 05/01/2022 EFFECTIVE 05/01/2022 FOR 04/01/22 THROUGH 04/30/22 ACCOUNT 1055087410		78 . 75			
06/01/2022	INTEREST ON COMERICA SHORT TERM FUND PAYABLE 06/01/2022 FOR 05/01/22 THROUGH 05/31/22 ACCOUNT 1055087401		24 . 49			
06/01/2022	INTEREST ON COMERICA SHORT TERM FUND PAYABLE 06/01/2022 FOR 05/01/22 THROUGH 05/31/22 ACCOUNT 1055087410		91 . 52			
	ACCOUNT 1055087401	7 . 78 0 . 00	178 . 62	31 . 55 0 . 00	202 . 39	
	ACCOUNT 1055087410	2 . 35 0 . 00	204 . 26	27 . 88 0 . 00	229 . 79	
	SECURITY TOTAL	10 . 13 0 . 00	382 . 88	59 . 43 0 . 00	432 . 18	
	TOTAL SHORT TERM INVESTMENTS	10 . 13 0 . 00	382 . 88	59 . 43 0 . 00	432 . 18	

ACCOUNT STATEMENT

Statement Period
Account Number

07/01/2021 through 06/30/2022
M04690

186

Schedule Of Income Earned

DATE	DESCRIPTION	BEGINNING ACCRUAL / RECEIVABLE	CASH RECEIVED	ENDING ACCRUAL / RECEIVABLE	INCOME EARNED	MARKET / COST BASIS
	TOTAL INTEREST	10 . 13 0 . 00	382 . 88	59 . 43 0 . 00	432 . 18	
	TOTAL INCOME EARNED	852 . 42 8 , 924 . 07	1 , 845 , 157 . 72	59 . 43 21 , 019 . 37	1 , 856 , 460 . 03	

ACCOUNT STATEMENT

Statement Period
Account Number

07/01/2021 through 06/30/2022
M04690

186

Schedule Of Cash Receipts

DATE	DESCRIPTION	CASH
EMPLOYEE CONTRIBUTIONS		
08/20/2021	REC'D FROM NEWTON SAVINGS BA SEQ# 7341 TOWN-\$7045.98 POLICE-\$7381.62 ELECTED OFFICIALS-\$150.82 ACCOUNT 1055087401	14,578.42
09/03/2021	REC'D FROM NEWTONW SAVINGS BANK - 08507 EE AFTER-TAX CONTRIBUTION TOWN \$7,190.54 (INCLUDES BOARD OF EDUCATION) POLICE \$6,892.64 ELECTED OFFICIALS \$150.82 ACCOUNT 1055087401	14,234.00
10/15/2021	REC'D FROM NEWTOWN SAVINGS BANK SEQ #08101 8875.41 TOWN (INCL BD OF ED) 6799.89 POLICE, 150.82 ELEC OFF EMPLOYEE AFTER-TAX CONTRIBUTION ACCOUNT 1055087401	15,826.12
11/12/2021	REC'D FROM NEWTOWN SAVINGS BANK SEQ #12163 \$8560.38 TOWN (INCL BD OF ED) \$7008.21 - POLICE \$150.82 ELEC OFF EMPLOYEE CONTR ACCOUNT 1055087401	15,719.41
11/24/2021	REC'D FROM NEWTOWN SAVINGS BANK SEQ #07931 \$9763.17 TOWN (INCL BD OF ED) \$7051.39 POLICE \$150.82 - ELECTED OFFICIALS ACCOUNT 1055087401	16,965.38
12/10/2021	REC'D FROM NEWTOWN SAVINGS BANK SEQ #07887 TOWN (INCL BD OF ED) \$8662.19 POLICE \$7072.33 ELEC OFF \$150.82 EMPLOYEE CONTRIBUTION ACCOUNT 1055087401	15,885.34
03/04/2022	REC'D FROM NEWTOWN SAVINGS BANK SEQ #07531 EMPLOYEE AFTER-TAX CONTRIBUTION \$9316.47 TOWN INC BD OF ED, \$6416.23 POL, \$152.53 ELEC OFF ACCOUNT 1055087401	15,885.23

ACCOUNT STATEMENT

Statement Period
Account Number

07/01/2021 through 06/30/2022
M04690

186

Schedule Of Cash Receipts

DATE	DESCRIPTION	CASH
04/14/2022	REC'D FROM NEWTOWN SAVINGS BANK SEQ #06459 TOWN \$8760.86 ELEC OFF \$152.53 POLICE \$5953.39 EMPLOYEE AFTER-TAX CONTRIBUTION ACCOUNT 1055087401	14,866.78
04/29/2022	REC'D FROM NEWTOWN SAVINGS BANK SEQ #9153 \$7965.24 TOWN (INCL BD OF ED) \$5450.05 POLICE \$152.53 ELECT OFFICIALS ACCOUNT 1055087401	13,567.82
05/13/2022	REC'D FROM NEWTOWN SAVINGS BA SEQ# 07169 TOWN \$8,528.12; POLICE \$5,518.62 ELECTIVE OFFICIALS \$152.53 ACCOUNT 1055087401	14,199.27
05/31/2022	REC'D FROM NEWTOWN SAVINGS BANK SEQ #09210 TOWN \$8859.40(INCL BD OF ED) POLICE \$5238.84 ELEC OFFICIALS #152.53 ACCOUNT 1055087401	14,250.77
06/24/2022	REC'D FROM NEWTOWN SAVINGS BANK SEQ #06782 EE AFTER TAX CONT. \$8389.94 TOWN (INCL BD OF ED) \$4763.21 POLICE \$152.53 ELECT OFFICIALS ACCOUNT 1055087401	13,305.68
	TOTAL EMPLOYEE CONTRIBUTIONS	179,284.22
	TRANSFERS	
07/08/2021	REC'D FROM NEWTOWN SAVINGS BANK SEQ #06153 TOWN OF NEWTOWN ACCOUNT 1055087401	2,488,986.00
07/09/2021	REC'D FROM NEWTOWN SAVINGS BANK SEQ #06738 \$8729.69 TOWN (INCL BD OF ED) \$8366.84 POLICE \$150.34 ELECTED OFFICIALS ACCOUNT 1055087401	17,246.87

ACCOUNT STATEMENT

Statement Period
Account Number

07/01/2021 through 06/30/2022
M04690

186

Schedule Of Cash Receipts

DATE	DESCRIPTION	CASH
07/23/2021	REC'D FROM NEWTOWN SAVINGS BANK SEQ #07868 \$6240.24 TOWN (INCL BD OF ED) \$6894.53 POLICE \$116.20 ELECTED OFFICIALS ACCOUNT 1055087401	13,250.97
08/06/2021	REC'D FROM NEWTOWN SAVINGS BANK SEQ #07408 \$8278.87 TOWN (INCL BD OF ED) \$8389.21 POLICE \$150.82 ELEC OFF ACCOUNT 1055087401	16,818.90
09/17/2021	REC'D FROM NEWTOWN SAVINGS BANK SEQ #07312 TOWN OF NEWTOWN \$9329.22 TOWN (INC BD OF ED) \$6552.61 POLICE, \$150.82 ELEC OF ACCOUNT 1055087401	16,032.65
10/01/2021	REC'D FROM NEWTOWN SAVINGS BANK SEQ #09439 \$8714.76 -TOWN (INCL BD OF ED) \$7325.46 - POLICE \$150.82 - ELECTED OFFICIALS ACCOUNT 1055087401	16,191.04
10/29/2021	REC'D FROM NEWTOWN SAVINGS BANK SEQ #10253 \$8683.21 TOWN (INCL BD OF ED) \$7207.82 POLICE \$150.82 - ELECTED OFFICIALS ACCOUNT 1055087401	16,041.85
12/22/2021	REC'D FROM NEWTOWN SAVINGS BANK SEQ #07638 \$9019.97 TOWN INCL BD OF ED \$7261.48 POLICE \$153.89 ELEC OFF ACCOUNT 1055087401	16,435.35
01/07/2022	REC'D FROM NEWTOWN SAVINGS BANK SEQ #10453 \$8381.07 TOWN (INCL BD OF ED) \$6773.91 POLICE \$152.53 ELECT OFFICIALS ACCOUNT 1055087401	15,307.51
01/21/2022	REC'D FROM NEWTOWN SAVINGS BANK SEQ #05869 \$7973.68 TOWN INCL BD OF ED \$6902.35 POLICE \$152.53 ELECT OFFICIALS ACCOUNT 1055087401	15,028.56

ACCOUNT STATEMENT

Statement Period
Account Number

07/01/2021 through 06/30/2022
M04690

186

Schedule Of Cash Receipts

DATE	DESCRIPTION	CASH
02/04/2022	REC'D FROM NEWTOWN SAVINGS BANK SEQ #06007 TOWN OF NEWTOWN TOWN INCL BD OF ED \$8605.39 POL \$7268.57 ELEC OFF \$152.53 ACCOUNT 1055087401	16,026.49
02/18/2022	REC'D FROM NEWTOWN SAVINGS BANK SEQ #06267 TOWN \$8301.58 (INCL BD OF ED) \$6463.29 POLICE \$152.53 ELECT OFFICIALS ACCOUNT 1055087401	14,917.40
03/18/2022	REC'D FROM NEWTOWN SAVINGS BANK SEQ #07663 \$8097.92 TOWN INC BD OF ED \$6367.81 POLICE \$152.53 ELECT OFFICIALS ACCOUNT 1055087401	14,618.26
04/01/2022	REC'D FROM NEWTOWN SAVINGS BANK SEQ #08550 \$8507.32 TOWN INCL BD OF ED \$6445.52 POL \$152.53 ELECT OFFICIALS ACCOUNT 1055087401	15,105.37
06/10/2022	REC'D FROM NEWTOWN SAVINGS BANK SEQ #06589 \$8424.79 TOWN (INCL BD OF ED) \$4696.04 POLICE, \$152.53 ELEC OFF ACCOUNT 1055087401	13,273.36
TOTAL TRANSFERS		2,705,280.58
TOTAL CASH RECEIPTS		2,884,564.80

ACCOUNT STATEMENT

Statement Period
Account Number

07/01/2021 through 06/30/2022
M04690

186

Schedule Of Cash Disbursements

DATE	DESCRIPTION	CASH
	FEES & EXPENSES	
07/28/2021	INVOICE FEE OFFSET COMERICA BANK FEE FOR INVOICE NBR 470124 PERIOD ENDING 20210630 CHARGED FROM 1055087410 ACCOUNT 1055087410	3,138.90-
07/28/2021	INVOICE FEE OFFSET COMERICA BANK FEE FOR INVOICE NBR 470122 PERIOD ENDING 20210630 CHARGED FROM 1055087401 ACCOUNT 1055087401	815.33-
09/24/2021	ACTUARIAL SERVICES FEE PAID TO TR PAUL INC INVOICE #40010 \$510.00 INVOICE #40011 \$35.00 INVOICE #40012 \$2,385.00 ACCOUNT 1055087401	2,930.00-
10/12/2021	CONSULTING SERVICES FEE PAID TO FIDUCIENT ADVISORS LLC PERIOD 7/1/21 - 9/30/21 INVOICE #1160_032021 ACCOUNT 1055087401	10,143.75-
10/27/2021	INVOICE FEE OFFSET COMERICA BANK FEE FOR INVOICE NBR 471667 PERIOD ENDING 20210930 CHARGED FROM 1055087410 ACCOUNT 1055087410	3,131.01-
10/27/2021	INVOICE FEE OFFSET COMERICA BANK FEE FOR INVOICE NBR 471665 PERIOD ENDING 20210930 CHARGED FROM 1055087401 ACCOUNT 1055087401	906.54-
10/28/2021	ACTUARIAL SERVICES FEE PAID TO TR PAUL INC INVOICE #40057 \$1,360.00 INVOICE #40058 \$2,400.00 ACCOUNT 1055087401	3,760.00-
12/28/2021	ACTUARIAL SERVICES FEE PAID TO TR PAUL INC INVOICE #40260 \$3,780.00 INVOICE #40261 \$2,700.00 ACCOUNT 1055087401	6,480.00-

ACCOUNT STATEMENT

Statement Period
Account Number

07/01/2021 through 06/30/2022
M04690

186

Schedule Of Cash Disbursements

DATE	DESCRIPTION	CASH
12/29/2021	CONSULTING SERVICES FEE PAID TO CHECKING ACCT PERIOD 10/1/21 - 12/31/21 INVOICE #1160_12312021 FIDUCIENT ADVISORS LLC ACCOUNT 1055087401	10,448.06-
01/12/2022	ACTUARIAL SERVICES FEE PAID TO TR PAUL INC INVOICE #40267 \$525.00 INVOICE #40268 \$2,415.00 INVOICE #40269 \$30.00 ACCOUNT 1055087401	2,970.00-
01/27/2022	INVOICE FEE OFFSET COMERICA BANK FEE FOR INVOICE NBR 474067 PERIOD ENDING 20211231 CHARGED FROM 1055087401 ACCOUNT 1055087401	769.96-
01/27/2022	INVOICE FEE OFFSET COMERICA BANK FEE FOR INVOICE NBR 474069 PERIOD ENDING 20211231 CHARGED FROM 1055087410 ACCOUNT 1055087410	3,375.00-
03/31/2022	ACTUARIAL SERVICES FEE PAID TO TR PAUL INC INVOICE #40349 \$430.00 INVOICE #40268 \$1,020.00 ACCOUNT 1055087401	1,450.00-
04/04/2022	ACTUARIAL SERVICES FEE PAID TO TR PAUL INC INVOICE #40400 \$2,474.00 INVOICE #40401 \$520.00 INVOICE #40402 \$20.00 ACCOUNT 1055087401	3,014.00-
04/12/2022	FEE FOR LEGAL SERVICES PAID TO PULLMAN & COMLEY LLC PERIOD THROUGH 2/28/22 INVOICE #390622 ACCOUNT 1055087401	3,145.00-
04/18/2022	CONSULTING SERVICES FEE PAID TO CHECKING ACCT PERIOD 1/1/22 - 3/31/22 INVOICE 1160_03312022 FIDUCIENT ADVISORS ACCOUNT 1055087401	10,448.06-

ACCOUNT STATEMENT

Statement Period
Account Number

07/01/2021 through 06/30/2022
M04690

186

Schedule Of Cash Disbursements

DATE	DESCRIPTION	CASH
04/27/2022	INVOICE FEE OFFSET COMERICA BANK FEE FOR INVOICE NBR 476474 PERIOD ENDING 20220331 CHARGED FROM 1055087401 ACCOUNT 1055087401	704.46 -
04/27/2022	INVOICE FEE OFFSET COMERICA BANK FEE FOR INVOICE NBR 476475 PERIOD ENDING 20220331 CHARGED FROM 1055087410 ACCOUNT 1055087410	3,143.75 -
06/03/2022	ACTUARIAL SERVICES FEE PAID TO TR PAUL INC INVOICE #40490 FILE #2823 ACCOUNT 1055087401	1,660.00 -
06/28/2022	ACTUARIAL SERVICES FEE PAID TO TR PAUL INC INVOICE#S: 40492 \$2680; 40493 \$4000; 40497 \$545; 40498 \$15; 40499 \$2533 ACCOUNT 1055087401	9,773.00 -
	TOTAL FEES & EXPENSES	82,206.82 -
	TRANSFERS	
07/28/2021	DISTRIBUTION BY ACH PAID TO CHECKING ACCT TO COVER BENEFIT PAYMENTS T R PAUL FBO CUSTODIAL ACCOUNT ACCOUNT 1055087401	223,697.38 -
08/27/2021	DISTRIBUTION BY ACH PAID TO CHECKING ACCT TO COVER BENEFIT PAYMENTS T R PAUL FBO CUSTODIAL ACCOUNT ACCOUNT 1055087401	232,196.94 -
09/27/2021	DISTRIBUTION BY ACH PAID TO CHECKING ACCT TO COVER BENEFIT PAYMENTS T R PAUL FBO CUSTODIAL ACCOUNT ACCOUNT 1055087401	233,628.87 -
10/27/2021	DISTRIBUTION BY ACH PAID TO CHECKING ACCT TO COVER BENEFIT PAYMENTS T R PAUL FBO CUSTODIAL ACCOUNT ACCOUNT 1055087401	231,482.71 -

ACCOUNT STATEMENT

Statement Period
Account Number

07/01/2021 through 06/30/2022
M04690

186

Schedule Of Cash Disbursements

DATE	DESCRIPTION	CASH
11/23/2021	DISTRIBUTION BY ACH PAID TO CHECKING ACCT TO COVER BENEFIT PAYMENTS T R PAUL FBO CUSTODIAL ACCOUNT ACCOUNT 1055087401	229,618.50 -
12/28/2021	DISTRIBUTION BY ACH PAID TO CHECKING ACCT TO COVER BENEFIT PAYMENTS T R PAUL FBO CUSTODIAL ACCOUNT ACCOUNT 1055087401	227,650.25 -
01/26/2022	DISTRIBUTION BY ACH PAID TO CHECKING ACCT TO COVER BENEFIT PAYMENTS T R PAUL FBO CUSTODIAL ACCOUNT ACCOUNT 1055087401	239,379.97 -
02/24/2022	DISTRIBUTION BY ACH PAID TO CHECKING ACCT TO COVER BENEFIT PAYMENTS T R PAUL FBO CUSTODIAL ACCOUNT ACCOUNT 1055087401	227,724.02 -
03/30/2022	DISTRIBUTION BY ACH PAID TO CHECKING ACCT TO COVER BENEFIT PAYMENTS T R PAUL FBO CUSTODIAL ACCOUNT ACCOUNT 1055087401	252,679.27 -
04/28/2022	DISTRIBUTION BY ACH PAID TO CHECKING ACCT TO COVER BENEFIT PAYMENTS T R PAUL FBO CUSTODIAL ACCOUNT ACCOUNT 1055087401	239,246.74 -
05/26/2022	DISTRIBUTION BY ACH PAID TO CHECKING ACCT T R PAUL FBO CUSTODIAL ACCOUNT TO COVER BENEFIT PAYMENTS ACCOUNT 1055087401	246,852.40 -
06/28/2022	DISTRIBUTION BY ACH PAID TO CHECKING ACCT T R PAUL FBO CUSTODIAL ACCOUNT TO COVER BENEFIT PAYMENTS ACCOUNT 1055087401	273,550.51 -
TOTAL TRANSFERS		2,857,707.56 -
TOTAL CASH DISBURSEMENTS		2,939,914.38 -

ACCOUNT STATEMENT

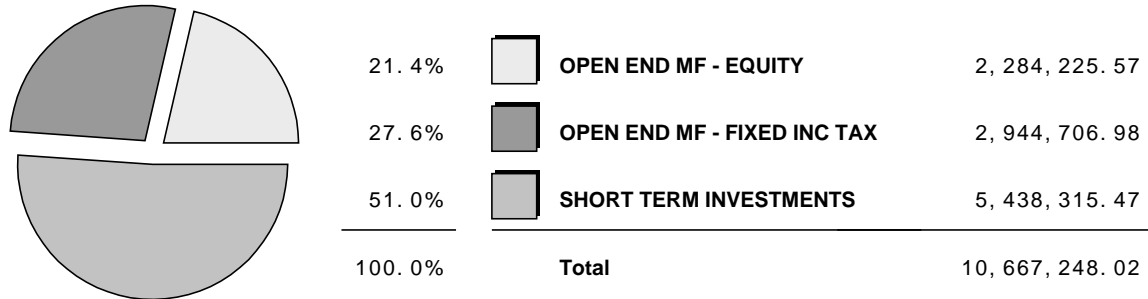
Statement Period
Account Number

07/01/2021 through 06/30/2022
M04690

186

Schedule Of Asset Acquisitions

Purchase Allocation



Purchase Schedule

TRADE DATE	SETTLMT DATE	DESCRIPTION	UNITS	COST
SHORT TERM INVESTMENTS				
CUSIP # 20035Y102 COMERICA SHORT TERM FUND				
07/01/2021	07/01/2021	PURCHASED 7.77 COMERICA SHORT TERM FUND ON 07/01/2021 AT 1.00 ACCOUNT 1055087401	7.77	7.77
07/01/2021	07/01/2021	PURCHASED 2.35 COMERICA SHORT TERM FUND ON 07/01/2021 AT 1.00 ACCOUNT 1055087410	2.35	2.35
07/08/2021	07/08/2021	PURCHASED 2,488,986 COMERICA SHORT TERM FUND ON 07/08/2021 AT 1.00 ACCOUNT 1055087401	2,488,986	2,488,986.00
07/09/2021	07/09/2021	PURCHASED 17,246.87 COMERICA SHORT TERM FUND ON 07/09/2021 AT 1.00 ACCOUNT 1055087401	17,246.87	17,246.87

ACCOUNT STATEMENT

Statement Period
Account Number

07/01/2021 through 06/30/2022
M04690

186

Schedule Of Asset Acquisitions

TRADE DATE	SETTLMT DATE	DESCRIPTION	UNITS	COST
07/23/2021	07/23/2021	PURCHASED 13,250.97 COMERICA SHORT TERM FUND ON 07/23/2021 AT 1.00 ACCOUNT 1055087401	13,250.97	13,250.97
08/02/2021	08/02/2021	PURCHASED 29.37 COMERICA SHORT TERM FUND ON 08/02/2021 AT 1.00 ACCOUNT 1055087401	29.37	29.37
08/02/2021	08/02/2021	PURCHASED .94 COMERICA SHORT TERM FUND ON 08/02/2021 AT 1.00 ACCOUNT 1055087410	.94	0.94
08/06/2021	08/06/2021	PURCHASED 16,818.9 COMERICA SHORT TERM FUND ON 08/06/2021 AT 1.00 ACCOUNT 1055087401	16,818.9	16,818.90
08/20/2021	08/20/2021	PURCHASED 14,578.42 COMERICA SHORT TERM FUND ON 08/20/2021 AT 1.00 ACCOUNT 1055087401	14,578.42	14,578.42
09/01/2021	09/01/2021	PURCHASED 34.63 COMERICA SHORT TERM FUND ON 09/01/2021 AT 1.00 ACCOUNT 1055087401	34.63	34.63
09/01/2021	09/01/2021	PURCHASED .93 COMERICA SHORT TERM FUND ON 09/01/2021 AT 1.00 ACCOUNT 1055087410	.93	0.93
09/03/2021	09/03/2021	PURCHASED 14,234 COMERICA SHORT TERM FUND ON 09/03/2021 AT 1.00 ACCOUNT 1055087401	14,234	14,234.00
09/17/2021	09/17/2021	PURCHASED 16,032.65 COMERICA SHORT TERM FUND ON 09/17/2021 AT 1.00 ACCOUNT 1055087401	16,032.65	16,032.65
10/01/2021	10/01/2021	PURCHASED 18.31 COMERICA SHORT TERM FUND ON 10/01/2021 AT 1.00 ACCOUNT 1055087401	18.31	18.31
10/01/2021	10/01/2021	PURCHASED .09 COMERICA SHORT TERM FUND ON 10/01/2021 AT 1.00 ACCOUNT 1055087410	.09	0.09

ACCOUNT STATEMENT

Statement Period
Account Number07/01/2021 through 06/30/2022
M04690

186

Schedule Of Asset Acquisitions

TRADE DATE	SETTLMT DATE	DESCRIPTION	UNITS	COST
10/01/2021	10/01/2021	PURCHASED 16,191.04 COMERICA SHORT TERM FUND ON 10/01/2021 AT 1.00 ACCOUNT 1055087401	16,191.04	16,191.04
10/15/2021	10/15/2021	PURCHASED 15,826.12 COMERICA SHORT TERM FUND ON 10/15/2021 AT 1.00 ACCOUNT 1055087401	15,826.12	15,826.12
10/29/2021	10/29/2021	PURCHASED 16,041.85 COMERICA SHORT TERM FUND ON 10/29/2021 AT 1.00 ACCOUNT 1055087401	16,041.85	16,041.85
11/01/2021	11/01/2021	PURCHASED 7.45 COMERICA SHORT TERM FUND ON 11/01/2021 AT 1.00 ACCOUNT 1055087401	7.45	7.45
11/12/2021	11/12/2021	PURCHASED 15,719.41 COMERICA SHORT TERM FUND ON 11/12/2021 AT 1.00 ACCOUNT 1055087401	15,719.41	15,719.41
11/24/2021	11/24/2021	PURCHASED 16,965.38 COMERICA SHORT TERM FUND ON 11/24/2021 AT 1.00 ACCOUNT 1055087401	16,965.38	16,965.38
12/01/2021	12/01/2021	PURCHASED 5.52 COMERICA SHORT TERM FUND ON 12/01/2021 AT 1.00 ACCOUNT 1055087401	5.52	5.52
12/10/2021	12/10/2021	PURCHASED 15,885.34 COMERICA SHORT TERM FUND ON 12/10/2021 AT 1.00 ACCOUNT 1055087401	15,885.34	15,885.34
12/22/2021	12/22/2021	PURCHASED 16,435.35 COMERICA SHORT TERM FUND ON 12/22/2021 AT 1.00 ACCOUNT 1055087401	16,435.35	16,435.35
12/22/2021	12/22/2021	PURCHASED 550,000 COMERICA SHORT TERM FUND ON 12/22/2021 AT 1.00 ACCOUNT 1055087410	550,000	550,000.00
12/28/2021	12/28/2021	PURCHASED 504,072.17 COMERICA SHORT TERM FUND ON 12/28/2021 AT 1.00 ACCOUNT 1055087401	504,072.17	504,072.17

ACCOUNT STATEMENT

Statement Period
Account Number07/01/2021 through 06/30/2022
M04690

186

Schedule Of Asset Acquisitions

TRADE DATE	SETTLMT DATE	DESCRIPTION	UNITS	COST
01/03/2022	01/03/2022	PURCHASED 7.2 COMERICA SHORT TERM FUND ON 01/03/2022 AT 1.00 ACCOUNT 1055087401	7.2	7.20
01/03/2022	01/03/2022	PURCHASED 3.74 COMERICA SHORT TERM FUND ON 01/03/2022 AT 1.00 ACCOUNT 1055087410	3.74	3.74
01/07/2022	01/07/2022	PURCHASED 15,307.51 COMERICA SHORT TERM FUND ON 01/07/2022 AT 1.00 ACCOUNT 1055087401	15,307.51	15,307.51
01/21/2022	01/21/2022	PURCHASED 15,028.56 COMERICA SHORT TERM FUND ON 01/21/2022 AT 1.00 ACCOUNT 1055087401	15,028.56	15,028.56
02/01/2022	02/01/2022	PURCHASED 11.3 COMERICA SHORT TERM FUND ON 02/01/2022 AT 1.00 ACCOUNT 1055087401	11.3	11.30
02/04/2022	02/04/2022	PURCHASED 16,026.49 COMERICA SHORT TERM FUND ON 02/04/2022 AT 1.00 ACCOUNT 1055087401	16,026.49	16,026.49
02/18/2022	02/18/2022	PURCHASED 14,917.4 COMERICA SHORT TERM FUND ON 02/18/2022 AT 1.00 ACCOUNT 1055087401	14,917.4	14,917.40
03/01/2022	03/01/2022	PURCHASED 5.78 COMERICA SHORT TERM FUND ON 03/01/2022 AT 1.00 ACCOUNT 1055087401	5.78	5.78
03/04/2022	03/04/2022	PURCHASED 15,885.23 COMERICA SHORT TERM FUND ON 03/04/2022 AT 1.00 ACCOUNT 1055087401	15,885.23	15,885.23
03/18/2022	03/18/2022	PURCHASED 14,618.26 COMERICA SHORT TERM FUND ON 03/18/2022 AT 1.00 ACCOUNT 1055087401	14,618.26	14,618.26
03/24/2022	03/24/2022	PURCHASED 650,000.08 COMERICA SHORT TERM FUND ON 03/24/2022 AT 1.00 ACCOUNT 1055087410	650,000.08	650,000.08

ACCOUNT STATEMENT

Statement Period
Account Number07/01/2021 through 06/30/2022
M04690

186

Schedule Of Asset Acquisitions

TRADE DATE	SETTLMT DATE	DESCRIPTION	UNITS	COST
03/29/2022	03/29/2022	PURCHASED 200,000 COMERICA SHORT TERM FUND ON 03/29/2022 AT 1.00 ACCOUNT 1055087401	200,000	200,000.00
04/01/2022	04/01/2022	PURCHASED 12.42 COMERICA SHORT TERM FUND ON 04/01/2022 AT 1.00 ACCOUNT 1055087401	12.42	12.42
04/01/2022	04/01/2022	PURCHASED 25.94 COMERICA SHORT TERM FUND ON 04/01/2022 AT 1.00 ACCOUNT 1055087410	25.94	25.94
04/01/2022	04/01/2022	PURCHASED 15,105.37 COMERICA SHORT TERM FUND ON 04/01/2022 AT 1.00 ACCOUNT 1055087401	15,105.37	15,105.37
04/14/2022	04/14/2022	PURCHASED 14,866.78 COMERICA SHORT TERM FUND ON 04/14/2022 AT 1.00 ACCOUNT 1055087401	14,866.78	14,866.78
04/27/2022	04/27/2022	PURCHASED 199,295.54 COMERICA SHORT TERM FUND ON 04/27/2022 AT 1.00 ACCOUNT 1055087401	199,295.54	199,295.54
04/29/2022	04/29/2022	PURCHASED 13,567.82 COMERICA SHORT TERM FUND ON 04/29/2022 AT 1.00 ACCOUNT 1055087401	13,567.82	13,567.82
05/02/2022	05/02/2022	PURCHASED 14.38 COMERICA SHORT TERM FUND ON 05/02/2022 AT 1.00 ACCOUNT 1055087401	14.38	14.38
05/02/2022	05/02/2022	PURCHASED 78.75 COMERICA SHORT TERM FUND ON 05/02/2022 AT 1.00 ACCOUNT 1055087410	78.75	78.75
05/13/2022	05/13/2022	PURCHASED 14,199.27 COMERICA SHORT TERM FUND ON 05/13/2022 AT 1.00 ACCOUNT 1055087401	14,199.27	14,199.27
05/25/2022	05/25/2022	PURCHASED 200,000 COMERICA SHORT TERM FUND ON 05/25/2022 AT 1.00 ACCOUNT 1055087401	200,000	200,000.00

ACCOUNT STATEMENT

Statement Period
Account Number

07/01/2021 through 06/30/2022
M04690

186

Schedule Of Asset Acquisitions

TRADE DATE	SETTLMT DATE	DESCRIPTION	UNITS	COST
05/31/2022	05/31/2022	PURCHASED 14,250.77 COMERICA SHORT TERM FUND ON 05/31/2022 AT 1.00 ACCOUNT 1055087401	14,250.77	14,250.77
06/01/2022	06/01/2022	PURCHASED 24.49 COMERICA SHORT TERM FUND ON 06/01/2022 AT 1.00 ACCOUNT 1055087401	24.49	24.49
06/01/2022	06/01/2022	PURCHASED 91.52 COMERICA SHORT TERM FUND ON 06/01/2022 AT 1.00 ACCOUNT 1055087410	91.52	91.52
06/10/2022	06/10/2022	PURCHASED 13,273.36 COMERICA SHORT TERM FUND ON 06/10/2022 AT 1.00 ACCOUNT 1055087401	13,273.36	13,273.36
06/24/2022	06/24/2022	PURCHASED 13,305.68 COMERICA SHORT TERM FUND ON 06/24/2022 AT 1.00 ACCOUNT 1055087401	13,305.68	13,305.68
06/27/2022	06/27/2022	PURCHASED 250,000 COMERICA SHORT TERM FUND ON 06/27/2022 AT 1.00 ACCOUNT 1055087401	250,000	250,000.00
TOTAL			5,438,315.47	5,438,315.47
TOTAL SHORT TERM INVESTMENTS			5,438,315.47	5,438,315.47
OPEN END MF - FIXED INC TAX				
CUSIP # 057071854 BAIRD AGGREGATE BOND FUND				
07/28/2021	07/29/2021	PURCHASED 979.269 SHS BAIRD AGGREGATE BOND FUND ON 07/28/2021 AT 11.60 FOR REINVESTMENT ACCOUNT 1055087410	979.269	11,359.52
08/26/2021	08/27/2021	PURCHASED 883.225 SHS BAIRD AGGREGATE BOND FUND ON 08/26/2021 AT 11.53 FOR REINVESTMENT ACCOUNT 1055087410	883.225	10,183.59

ACCOUNT STATEMENT

Statement Period
Account Number07/01/2021 through 06/30/2022
M04690

186

Schedule Of Asset Acquisitions

TRADE DATE	SETTLMT DATE	DESCRIPTION	UNITS	COST
09/02/2021	09/03/2021	PURCHASED 21,157.167 SHS BAIRD AGGREGATE BOND FUND ON 09/02/2021 AT 11.58 ACCOUNT 1055087410	21,157.167	245,000.00
09/27/2021	09/28/2021	PURCHASED 967.516 SHS BAIRD AGGREGATE BOND FUND ON 09/27/2021 AT 11.50 FOR REINVESTMENT ACCOUNT 1055087410	967.516	11,126.43
10/27/2021	10/28/2021	PURCHASED 998.391 SHS BAIRD AGGREGATE BOND FUND ON 10/27/2021 AT 11.39 FOR REINVESTMENT ACCOUNT 1055087410	998.391	11,371.67
11/26/2021	11/29/2021	PURCHASED 938.965 SHS BAIRD AGGREGATE BOND FUND ON 11/26/2021 AT 11.33 FOR REINVESTMENT ACCOUNT 1055087410	938.965	10,638.47
12/17/2021	12/31/2021	PURCHASED 660.07 SHS BAIRD AGGREGATE BOND FUND ON 12/17/2021 AT 11.40 FOR REINVESTMENT ACCOUNT 1055087410	660.07	7,524.80
12/29/2021	12/31/2021	PURCHASED 1,251.865 SHS BAIRD AGGREGATE BOND FUND ON 12/29/2021 AT 11.36 FOR REINVESTMENT ACCOUNT 1055087410	1,251.865	14,221.19
01/26/2022	01/27/2022	PURCHASED 817.155 SHS BAIRD AGGREGATE BOND FUND ON 01/26/2022 AT 11.13 FOR REINVESTMENT ACCOUNT 1055087410	817.155	9,094.94
02/25/2022	02/28/2022	PURCHASED 1,109.059 SHS BAIRD AGGREGATE BOND FUND ON 02/25/2022 AT 10.85 FOR REINVESTMENT ACCOUNT 1055087410	1,109.059	12,033.29
03/28/2022	03/29/2022	PURCHASED 957.39 SHS BAIRD AGGREGATE BOND FUND ON 03/28/2022 AT 10.50 FOR REINVESTMENT ACCOUNT 1055087410	957.39	10,052.59

ACCOUNT STATEMENT

Statement Period
Account Number07/01/2021 through 06/30/2022
M04690

186

Schedule Of Asset Acquisitions

TRADE DATE	SETTLMT DATE	DESCRIPTION	UNITS	COST
04/26/2022	05/03/2022	PURCHASED 988.976 SHS BAIRD AGGREGATE BOND FUND ON 04/26/2022 AT 10.24 FOR REINVESTMENT ACCOUNT 1055087410	988.976	10,127.11
05/25/2022	05/26/2022	PURCHASED 1,119.871 SHS BAIRD AGGREGATE BOND FUND ON 05/25/2022 AT 10.21 FOR REINVESTMENT ACCOUNT 1055087410	1,119.871	11,433.88
06/24/2022	06/27/2022	PURCHASED 1,170.793 SHS BAIRD AGGREGATE BOND FUND ON 06/24/2022 AT 9.98 FOR REINVESTMENT ACCOUNT 1055087410	1,170.793	11,684.51
TOTAL			33,999.712	385,851.99
CUSIP # 09260B374 BLACKROCK FDS V STRATEGIC INCOME OPPORTUNITES PORTFOLIO-K				
06/30/2021	07/02/2021	PURCHASED 884.937 SHS BLACKROCK FDS V STRATEGIC INCOME OPPORTUNITES PORTFOLIO-K ON 06/30/2021 AT 10.39 FOR REINVESTMENT ACCOUNT 1055087410	884.937	9,194.50
07/31/2021	08/03/2021	PURCHASED 968.211 SHS BLACKROCK FDS V STRATEGIC INCOME OPPORTUNITES PORTFOLIO-K ON 07/31/2021 AT 10.36 FOR REINVESTMENT ACCOUNT 1055087410	968.211	10,030.67
08/31/2021	09/02/2021	PURCHASED 1,004.139 SHS BLACKROCK FDS V STRATEGIC INCOME OPPORTUNITES PORTFOLIO-K ON 08/31/2021 AT 10.38 FOR REINVESTMENT ACCOUNT 1055087410	1,004.139	10,422.96
09/02/2021	09/03/2021	PURCHASED 24,084.778 SHS BLACKROCK FDS V STRATEGIC INCOME OPPORTUNITES PORTFOLIO-K ON 09/02/2021 AT 10.38 ACCOUNT 1055087410	24,084.778	250,000.00

ACCOUNT STATEMENT

Statement Period
Account Number07/01/2021 through 06/30/2022
M04690

186

Schedule Of Asset Acquisitions

TRADE DATE	SETTLMT DATE	DESCRIPTION	UNITS	COST
09/30/2021	10/01/2021	PURCHASED 935.748 SHS BLACKROCK FDS V STRATEGIC INCOME OPPORTUNITES PORTFOLIO-K ON 09/30/2021 AT 10.32 FOR REINVESTMENT ACCOUNT 1055087410	935.748	9,656.92
10/31/2021	11/03/2021	PURCHASED 858.163 SHS BLACKROCK FDS V STRATEGIC INCOME OPPORTUNITES PORTFOLIO-K ON 10/31/2021 AT 10.29 FOR REINVESTMENT ACCOUNT 1055087410	858.163	8,830.50
11/30/2021	12/01/2021	PURCHASED 736.391 SHS BLACKROCK FDS V STRATEGIC INCOME OPPORTUNITES PORTFOLIO-K ON 11/30/2021 AT 10.23 FOR REINVESTMENT ACCOUNT 1055087410	736.391	7,533.28
12/22/2021	12/27/2021	PURCHASED 1,594.19 SHS BLACKROCK FDS V STRATEGIC INCOME OPPORTUNITES PORTFOLIO-K ON 12/22/2021 AT 10.15 FOR REINVESTMENT ACCOUNT 1055087410	1,594.19	16,181.03
12/22/2021	12/27/2021	PURCHASED 2,583.323 SHS BLACKROCK FDS V STRATEGIC INCOME OPPORTUNITES PORTFOLIO-K ON 12/22/2021 AT 10.15 FOR REINVESTMENT ACCOUNT 1055087410	2,583.323	26,220.73
12/31/2021	01/07/2022	PURCHASED 868.613 SHS BLACKROCK FDS V STRATEGIC INCOME OPPORTUNITES PORTFOLIO-K ON 12/31/2021 AT 10.16 FOR REINVESTMENT ACCOUNT 1055087410	868.613	8,825.11
01/31/2022	02/04/2022	PURCHASED 828.693 SHS BLACKROCK FDS V STRATEGIC INCOME OPPORTUNITES PORTFOLIO-K ON 01/31/2022 AT 10.04 FOR REINVESTMENT ACCOUNT 1055087410	828.693	8,320.08

ACCOUNT STATEMENT

Statement Period
Account Number07/01/2021 through 06/30/2022
M04690

186

Schedule Of Asset Acquisitions

TRADE DATE	SETTLMT DATE	DESCRIPTION	UNITS	COST
02/28/2022	03/02/2022	PURCHASED 749.978 SHS BLACKROCK FDS V STRATEGIC INCOME OPPORTUNITES PORTFOLIO-K ON 02/28/2022 AT 9.91 FOR REINVESTMENT ACCOUNT 1055087410	749.978	7,432.28
03/23/2022	03/24/2022	PURCHASED 159,877.8 SHS BLACKROCK FDS V STRATEGIC INCOME OPPORTUNITES PORTFOLIO-K ON 03/23/2022 AT 9.82 ACCOUNT 1055087410	159,877.8	1,570,000.00
03/31/2022	04/05/2022	PURCHASED 1,122.647 SHS BLACKROCK FDS V STRATEGIC INCOME OPPORTUNITES PORTFOLIO-K ON 03/31/2022 AT 9.82 FOR REINVESTMENT ACCOUNT 1055087410	1,122.647	11,024.39
04/30/2022	05/05/2022	PURCHASED 1,423.738 SHS BLACKROCK FDS V STRATEGIC INCOME OPPORTUNITES PORTFOLIO-K ON 04/30/2022 AT 9.75 FOR REINVESTMENT ACCOUNT 1055087410	1,423.738	13,881.45
05/31/2022	06/03/2022	PURCHASED 1,733.264 SHS BLACKROCK FDS V STRATEGIC INCOME OPPORTUNITES PORTFOLIO-K ON 05/31/2022 AT 9.70 FOR REINVESTMENT ACCOUNT 1055087410	1,733.264	16,812.66
TOTAL			200,254.613	1,984,366.56
CUSIP # 592905764 METROPOLITAN WEST FDS T/R BD-PLN				
06/30/2021	07/02/2021	PURCHASED 689.895 SHS METROPOLITAN WEST FDS T/R BD-PLN ON 06/30/2021 AT 10.30 FOR REINVESTMENT ACCOUNT 1055087410	689.895	7,105.92
07/31/2021	08/05/2021	PURCHASED 730.556 SHS METROPOLITAN WEST FDS T/R BD-PLN ON 07/31/2021 AT 10.40 FOR REINVESTMENT ACCOUNT 1055087410	730.556	7,597.78

ACCOUNT STATEMENT

Statement Period
Account Number

07/01/2021 through 06/30/2022
M04690

186

Schedule Of Asset Acquisitions

TRADE DATE	SETTLMT DATE	DESCRIPTION	UNITS	COST
08/31/2021	09/01/2021	PURCHASED 765.148 SHS METROPOLITAN WEST FDS T/R BD-PLN ON 08/31/2021 AT 10.37 FOR REINVESTMENT ACCOUNT 1055087410	765.148	7,934.58
09/02/2021	09/03/2021	PURCHASED 25,529.866 SHS METROPOLITAN WEST FDS T/R BD-PLN ON 09/02/2021 AT 10.38 ACCOUNT 1055087410	25,529.866	265,000.00
09/30/2021	10/01/2021	PURCHASED 770.383 SHS METROPOLITAN WEST FDS T/R BD-PLN ON 09/30/2021 AT 10.28 FOR REINVESTMENT ACCOUNT 1055087410	770.383	7,919.54
10/31/2021	11/02/2021	PURCHASED 854.16 SHS METROPOLITAN WEST FDS T/R BD-PLN ON 10/31/2021 AT 10.26 FOR REINVESTMENT ACCOUNT 1055087410	854.16	8,763.68
11/30/2021	12/01/2021	PURCHASED 781.019 SHS METROPOLITAN WEST FDS T/R BD-PLN ON 11/30/2021 AT 10.27 FOR REINVESTMENT ACCOUNT 1055087410	781.019	8,021.07
12/07/2021	12/08/2021	PURCHASED 189.085 SHS METROPOLITAN WEST FDS T/R BD-PLN ON 12/07/2021 AT 10.25 FOR REINVESTMENT ACCOUNT 1055087410	189.085	1,938.12
12/31/2021	01/05/2022	PURCHASED 943.553 SHS METROPOLITAN WEST FDS T/R BD-PLN ON 12/31/2021 AT 10.23 FOR REINVESTMENT ACCOUNT 1055087410	943.553	9,652.55
01/31/2022	02/04/2022	PURCHASED 965.39 SHS METROPOLITAN WEST FDS T/R BD-PLN ON 01/31/2022 AT 10.01 FOR REINVESTMENT ACCOUNT 1055087410	965.39	9,663.55
02/28/2022	03/02/2022	PURCHASED 994.961 SHS METROPOLITAN WEST FDS T/R BD-PLN ON 02/28/2022 AT 9.87 FOR REINVESTMENT ACCOUNT 1055087410	994.961	9,820.27

ACCOUNT STATEMENT

Statement Period
Account Number07/01/2021 through 06/30/2022
M04690

186

Schedule Of Asset Acquisitions

TRADE DATE	SETTLMT DATE	DESCRIPTION	UNITS	COST
03/31/2022	04/05/2022	PURCHASED 1,142.563 SHS METROPOLITAN WEST FDS T/R BD-PLN ON 03/31/2022 AT 9.55 FOR REINVESTMENT ACCOUNT 1055087410	1,142.563	10,911.48
04/30/2022	05/05/2022	PURCHASED 1,137.961 SHS METROPOLITAN WEST FDS T/R BD-PLN ON 04/30/2022 AT 9.15 FOR REINVESTMENT ACCOUNT 1055087410	1,137.961	10,412.34
05/31/2022	06/08/2022	PURCHASED 1,267.737 SHS METROPOLITAN WEST FDS T/R BD-PLN ON 05/31/2022 AT 9.17 FOR REINVESTMENT ACCOUNT 1055087410	1,267.737	11,625.15
TOTAL			36,762.277	376,366.03
CUSIP # 693390841 PIMCO HIGH YIELD FD INSTL				
06/30/2021	07/06/2021	PURCHASED 851.894 SHS PIMCO HIGH YIELD FD INSTL ON 06/30/2021 AT 9.11 FOR REINVESTMENT ACCOUNT 1055087410	851.894	7,760.75
07/31/2021	08/05/2021	PURCHASED 880.802 SHS PIMCO HIGH YIELD FD INSTL ON 07/31/2021 AT 9.10 FOR REINVESTMENT ACCOUNT 1055087410	880.802	8,015.30
08/31/2021	09/03/2021	PURCHASED 826.595 SHS PIMCO HIGH YIELD FD INSTL ON 08/31/2021 AT 9.12 FOR REINVESTMENT ACCOUNT 1055087410	826.595	7,538.55
09/02/2021	09/03/2021	PURCHASED 10,952.903 SHS PIMCO HIGH YIELD FD INSTL ON 09/02/2021 AT 9.13 ACCOUNT 1055087410	10,952.903	100,000.00
09/30/2021	10/05/2021	PURCHASED 887.275 SHS PIMCO HIGH YIELD FD INSTL ON 09/30/2021 AT 9.08 FOR REINVESTMENT ACCOUNT 1055087410	887.275	8,056.46

ACCOUNT STATEMENT

Statement Period
Account Number

07/01/2021 through 06/30/2022
M04690

186

Schedule Of Asset Acquisitions

TRADE DATE	SETTLMT DATE	DESCRIPTION	UNITS	COST
10/31/2021	11/03/2021	PURCHASED 922.505 SHS PIMCO HIGH YIELD FD INSTL ON 10/31/2021 AT 9.01 FOR REINVESTMENT ACCOUNT 1055087410	922.505	8,311.77
11/30/2021	12/02/2021	PURCHASED 899.862 SHS PIMCO HIGH YIELD FD INSTL ON 11/30/2021 AT 8.89 FOR REINVESTMENT ACCOUNT 1055087410	899.862	7,999.77
12/31/2021	01/13/2022	PURCHASED 1,169.282 SHS PIMCO HIGH YIELD FD INSTL ON 12/31/2021 AT 9.03 FOR REINVESTMENT ACCOUNT 1055087410	1,169.282	10,558.62
01/31/2022	02/09/2022	PURCHASED 847.866 SHS PIMCO HIGH YIELD FD INSTL ON 01/31/2022 AT 8.73 FOR REINVESTMENT ACCOUNT 1055087410	847.866	7,401.87
02/28/2022	03/03/2022	PURCHASED 953.444 SHS PIMCO HIGH YIELD FD INSTL ON 02/28/2022 AT 8.62 FOR REINVESTMENT ACCOUNT 1055087410	953.444	8,218.69
03/31/2022	04/07/2022	PURCHASED 954.222 SHS PIMCO HIGH YIELD FD INSTL ON 03/31/2022 AT 8.51 FOR REINVESTMENT ACCOUNT 1055087410	954.222	8,120.43
04/30/2022	05/06/2022	PURCHASED 1,007.553 SHS PIMCO HIGH YIELD FD INSTL ON 04/30/2022 AT 8.15 FOR REINVESTMENT ACCOUNT 1055087410	1,007.553	8,211.56
05/31/2022	06/08/2022	PURCHASED 968.934 SHS PIMCO HIGH YIELD FD INSTL ON 05/31/2022 AT 8.18 FOR REINVESTMENT ACCOUNT 1055087410	968.934	7,925.88
TOTAL			22,123.137	198,119.65

ACCOUNT STATEMENT

Statement Period
Account Number07/01/2021 through 06/30/2022
M04690

186

Schedule Of Asset Acquisitions

TRADE DATE	SETTLMT DATE	DESCRIPTION	UNITS	COST
CUSIP # 921937504 VANGUARD TOTL BD MKT IDX-INS				
08/02/2021	08/05/2021	PURCHASED .116 SHS VANGUARD TOTL BD MKT IDX-INS ON 08/02/2021 AT 11.43 FOR REINVESTMENT ACCOUNT 1055087410	.116	1.33
09/01/2021	09/01/2021	PURCHASED .117 SHS VANGUARD TOTL BD MKT IDX-INS ON 09/01/2021 AT 11.39 FOR REINVESTMENT ACCOUNT 1055087410	.117	1.33
09/30/2021	10/01/2021	PURCHASED .008 SHS VANGUARD TOTL BD MKT IDX-INS ON 09/30/2021 AT 11.27 THRU MUTUAL FUNDS FOR REINVESTMENT ACCOUNT 1055087410	.008	0.09
TOTAL			.241	2.75
TOTAL OPEN END MF - FIXED INC TAX			293,139.98	2,944,706.98
OPEN END MF - EQUITY				
CUSIP # 00771X419 PINEBRIDGE GQG PARTNERS EMERGING MARKETS EQUITY FUND- INST				
09/02/2021	09/03/2021	PURCHASED 15,522.876 SHS PINEBRIDGE GQG PARTNERS EMERGING MARKETS EQUITY FUND- INST ON 09/02/2021 AT 18.36 ACCOUNT 1055087410	15,522.876	285,000.00
12/15/2021	12/17/2021	PURCHASED 3,314.37 SHS PINEBRIDGE GQG PARTNERS EMERGING MARKETS EQUITY FUND- INST ON 12/15/2021 AT 17.03 FOR REINVESTMENT ACCOUNT 1055087410	3,314.37	56,443.72
12/31/2021	01/04/2022	PURCHASED 5,452.471 SHS PINEBRIDGE GQG PARTNERS EMERGING MARKETS EQUITY FUND- INST ON 12/31/2021 AT 16.84 FOR REINVESTMENT ACCOUNT 1055087410	5,452.471	91,819.61
TOTAL			24,289.717	433,263.33

ACCOUNT STATEMENT

Statement Period
Account Number07/01/2021 through 06/30/2022
M04690

186

Schedule Of Asset Acquisitions

TRADE DATE	SETTLMT DATE	DESCRIPTION	UNITS	COST
		CUSIP # 207019704 CONESTOGA FDS SMLL CAP INSTL CL		
12/03/2021	12/06/2021	PURCHASED 1,962.034 SHS CONESTOGA FDS SMLL CAP INSTL CL ON 12/03/2021 AT 84.00 FOR REINVESTMENT ACCOUNT 1055087410	1,962.034	164,810.86
		TOTAL	1,962.034	164,810.86
		CUSIP # 315911727 FIDELITY INTERNATIONAL INDEX FUND-PRM		
09/02/2021	09/03/2021	PURCHASED 3,879.729 SHS FIDELITY INTERNATIONAL INDEX FUND-PRM ON 09/02/2021 AT 51.55 ACCOUNT 1055087410	3,879.729	200,000.00
12/13/2021	02/16/2022	PURCHASED 2,318.979 SHS FIDELITY INTERNATIONAL INDEX FUND-PRM ON 12/13/2021 AT 48.45 FOR REINVESTMENT ACCOUNT 1055087410	2,318.979	112,354.54
		TOTAL	6,198.708	312,354.54
		CUSIP # 315911750 FIDELITY 500 INDEX FUND-AI		
07/06/2021	07/07/2021	PURCHASED 332.302 SHS FIDELITY 500 INDEX FUND-AI ON 07/06/2021 AT 151.03 FOR REINVESTMENT ACCOUNT 1055087410	332.302	50,187.54
10/04/2021	10/05/2021	PURCHASED 353.949 SHS FIDELITY 500 INDEX FUND-AI ON 10/04/2021 AT 151.15 FOR REINVESTMENT ACCOUNT 1055087410	353.949	53,499.38
12/13/2021	12/14/2021	PURCHASED 363.624 SHS FIDELITY 500 INDEX FUND-AI ON 12/13/2021 AT 163.33 FOR REINVESTMENT ACCOUNT 1055087410	363.624	59,390.67
04/11/2022	04/12/2022	PURCHASED 294.826 SHS FIDELITY 500 INDEX FUND-AI ON 04/11/2022 AT 155.83 FOR REINVESTMENT ACCOUNT 1055087410	294.826	45,942.68

ACCOUNT STATEMENT

Statement Period
Account Number07/01/2021 through 06/30/2022
M04690

186

Schedule Of Asset Acquisitions

TRADE DATE	SETTLMT DATE	DESCRIPTION	UNITS	COST
TOTAL			1,344.701	209,020.27
		CUSIP # 46141P297 VAUGHAN NELSON SMALL CAP VALUE ARISTOTLE INTERNATIONAL EQUITY FUND - INST		
09/02/2021	09/03/2021	PURCHASED 14,502.763 SHS VAUGHAN NELSON SMALL CAP VALUE ARISTOTLE INTERNATIONAL EQUITY FUND - INST ON 09/02/2021 AT 14.48 ACCOUNT 1055087410	14,502.763	210,000.00
12/15/2021	12/20/2021	PURCHASED 2,093.497 SHS VAUGHAN NELSON SMALL CAP VALUE ARISTOTLE INTERNATIONAL EQUITY FUND - INST ON 12/15/2021 AT 14.17 FOR REINVESTMENT ACCOUNT 1055087410	2,093.497	29,664.85
12/15/2021	12/20/2021	PURCHASED 2,632.68 SHS VAUGHAN NELSON SMALL CAP VALUE ARISTOTLE INTERNATIONAL EQUITY FUND - INST ON 12/15/2021 AT 14.17 FOR REINVESTMENT ACCOUNT 1055087410	2,632.68	37,305.08
TOTAL			19,228.94	276,969.93
		CUSIP # 552966806 MFS INSTL TR		
09/02/2021	09/03/2021	PURCHASED 3,879.311 SHS MFS INSTL TR ON 09/02/2021 AT 34.80 ACCOUNT 1055087410	3,879.311	135,000.00
12/10/2021	12/15/2021	PURCHASED 3,676.015 SHS MFS INSTL TR ON 12/10/2021 AT 32.92 FOR REINVESTMENT ACCOUNT 1055087410	3,676.015	121,014.43
12/10/2021	12/15/2021	PURCHASED 51.858 SHS MFS INSTL TR ON 12/10/2021 AT 32.92 FOR REINVESTMENT ACCOUNT 1055087410	51.858	1,707.16
12/10/2021	12/15/2021	PURCHASED 2,291.04 SHS MFS INSTL TR ON 12/10/2021 AT 32.92 FOR REINVESTMENT ACCOUNT 1055087410	2,291.04	75,421.04

ACCOUNT STATEMENT

Statement Period
Account Number07/01/2021 through 06/30/2022
M04690

186

Schedule Of Asset Acquisitions

TRADE DATE	SETTLMT DATE	DESCRIPTION	UNITS	COST
TOTAL			9,898.224	333,142.63
CUSIP # 742537467 PRINCIPAL FDS INC CALI MUN INSTL :DIVERSIFIED REAL ASSET FUND; CLASS R-6 SHARES				
09/02/2021	09/03/2021	PURCHASED 9,150.805 SHS PRINCIPAL FDS INC CALI MUN INSTL :DIVERSIFIED REAL ASSET FUND; CLASS R-6 SHARES ON 09/02/2021 AT 13.66 ACCOUNT 1055087410	9,150.805	125,000.00
09/20/2021	09/22/2021	PURCHASED 6,790.961 SHS PRINCIPAL FDS INC CALI MUN INSTL :DIVERSIFIED REAL ASSET FUND; CLASS R-6 SHARES ON 09/20/2021 AT 12.95 FOR REINVESTMENT ACCOUNT 1055087410	6,790.961	87,942.94
12/20/2021	12/28/2021	PURCHASED 371.535 SHS PRINCIPAL FDS INC CALI MUN INSTL :DIVERSIFIED REAL ASSET FUND; CLASS R-6 SHARES ON 12/20/2021 AT 13.07 FOR REINVESTMENT ACCOUNT 1055087410	371.535	4,855.96
12/20/2021	12/28/2021	PURCHASED 2,913.998 SHS PRINCIPAL FDS INC CALI MUN INSTL :DIVERSIFIED REAL ASSET FUND; CLASS R-6 SHARES ON 12/20/2021 AT 13.07 FOR REINVESTMENT ACCOUNT 1055087410	2,913.998	38,085.95
12/29/2021	01/03/2022	PURCHASED 5,696.815 SHS PRINCIPAL FDS INC CALI MUN INSTL :DIVERSIFIED REAL ASSET FUND; CLASS R-6 SHARES ON 12/29/2021 AT 13.21 FOR REINVESTMENT ACCOUNT 1055087410	5,696.815	75,254.92
03/17/2022	03/21/2022	PURCHASED 993.069 SHS PRINCIPAL FDS INC CALI MUN INSTL :DIVERSIFIED REAL ASSET FUND; CLASS R-6 SHARES ON 03/17/2022 AT 13.71 FOR REINVESTMENT ACCOUNT 1055087410	993.069	13,614.98

ACCOUNT STATEMENT

Statement Period
Account Number

07/01/2021 through 06/30/2022
M04690

186

Schedule Of Asset Acquisitions

TRADE DATE	SETTLMT DATE	DESCRIPTION	UNITS	COST
06/17/2022	06/22/2022	PURCHASED 1,251.93 SHS PRINCIPAL FDS INC CALI MUN INSTL :DIVERSIFIED REAL ASSET FUND; CLASS R-6 SHARES ON 06/17/2022 AT 12.58 FOR REINVESTMENT ACCOUNT 1055087410	1,251.93	15,749.28
TOTAL			27,169.113	360,504.03
CUSIP # 749255345 RBB FD INC ROBECO BOSTON PARTNERS SMALL CAP VALUE FD INSTL SHS FORMERLY BOSTON PARTNERS MICRO CAP VALUE FD				
12/09/2021	12/15/2021	PURCHASED 4,578.222 SHS RBB FD INC ROBECO BOSTON PARTNERS SMALL CAP VALUE FD INSTL SHS FORMERLY BOSTON PARTNERS MICRO CAP VALUE FD ON 12/09/2021 AT 30.15 FOR REINVESTMENT ACCOUNT 1055087410	4,578.222	138,033.39
12/09/2021	12/15/2021	PURCHASED 1,503.254 SHS RBB FD INC ROBECO BOSTON PARTNERS SMALL CAP VALUE FD INSTL SHS FORMERLY BOSTON PARTNERS MICRO CAP VALUE FD ON 12/09/2021 AT 30.15 FOR REINVESTMENT ACCOUNT 1055087410	1,503.254	45,323.11
12/09/2021	12/15/2021	PURCHASED 358.324 SHS RBB FD INC ROBECO BOSTON PARTNERS SMALL CAP VALUE FD INSTL SHS FORMERLY BOSTON PARTNERS MICRO CAP VALUE FD ON 12/09/2021 AT 30.15 FOR REINVESTMENT ACCOUNT 1055087410	358.324	10,803.48
TOTAL			6,439.8	194,159.98
TOTAL OPEN END MF - EQUITY			96,531.237	2,284,225.57
TOTAL ASSET ACQUISITIONS			5,827,986.687	10,667,248.02

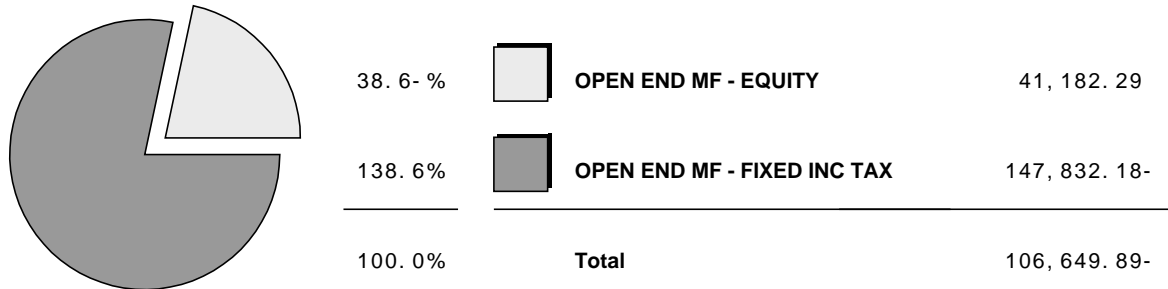
ACCOUNT STATEMENT

Statement Period
Account Number

07/01/2021 through 06/30/2022
M04690

186

Schedule Of Asset Dispositions Realized Gains & Losses Allocation



Realized Gains & Losses Schedule

TRADE DATE	SETTLMT DATE	DESCRIPTION	PROCEEDS	MKT / COST BASIS	MKT / COST GAIN / LOSS
SHORT TERM INVESTMENTS					
CUSIP # 20035Y102 COMERICA SHORT TERM FUND					
07/28/2021	07/28/2021	SOLD 223,697.38 COMERICA SHORT TERM FUND ON 07/28/2021 AT 1.00 ACCOUNT 1055087401	223,697.38	223,697.38 223,697.38	
07/28/2021	07/28/2021	SOLD 3,138.9 COMERICA SHORT TERM FUND ON 07/28/2021 AT 1.00 ACCOUNT 1055087410	3,138.90	3,138.90 3,138.90	
07/28/2021	07/28/2021	SOLD 815.33 COMERICA SHORT TERM FUND ON 07/28/2021 AT 1.00 ACCOUNT 1055087401	815.33	815.33 815.33	
08/27/2021	08/27/2021	SOLD 232,196.94 COMERICA SHORT TERM FUND ON 08/27/2021 AT 1.00 ACCOUNT 1055087401	232,196.94	232,196.94 232,196.94	

ACCOUNT STATEMENT

Statement Period
Account Number07/01/2021 through 06/30/2022
M04690

186

Schedule Of Asset Dispositions

TRADE DATE	SETTLMT DATE	DESCRIPTION	PROCEEDS	MKT / COST BASIS	MKT / COST GAIN / LOSS
09/03/2021	09/03/2021	SOLD 72,159.18 COMERICA SHORT TERM FUND ON 09/03/2021 AT 1.00 ACCOUNT 1055087410	72,159.18	72,159.18 72,159.18	
09/07/2021	09/07/2021	SOLD 1,741,989.17 COMERICA SHORT TERM FUND ON 09/07/2021 AT 1.00 ACCOUNT 1055087401	1,741,989.17	1,741,989.17 1,741,989.17	
09/24/2021	09/24/2021	SOLD 2,930 COMERICA SHORT TERM FUND ON 09/24/2021 AT 1.00 ACCOUNT 1055087401	2,930.00	2,930.00 2,930.00	
09/27/2021	09/27/2021	SOLD 233,628.87 COMERICA SHORT TERM FUND ON 09/27/2021 AT 1.00 ACCOUNT 1055087401	233,628.87	233,628.87 233,628.87	
10/12/2021	10/12/2021	SOLD 10,143.75 COMERICA SHORT TERM FUND ON 10/12/2021 AT 1.00 ACCOUNT 1055087401	10,143.75	10,143.75 10,143.75	
10/27/2021	10/27/2021	SOLD 231,482.71 COMERICA SHORT TERM FUND ON 10/27/2021 AT 1.00 ACCOUNT 1055087401	231,482.71	231,482.71 231,482.71	
10/27/2021	10/27/2021	SOLD .09 COMERICA SHORT TERM FUND ON 10/27/2021 AT 1.00 ACCOUNT 1055087410	0.09	0.09 0.09	
10/27/2021	10/27/2021	SOLD 906.54 COMERICA SHORT TERM FUND ON 10/27/2021 AT 1.00 ACCOUNT 1055087401	906.54	906.54 906.54	
10/28/2021	10/28/2021	SOLD 6,890.92 COMERICA SHORT TERM FUND ON 10/28/2021 AT 1.00 ACCOUNT 1055087401	6,890.92	6,890.92 6,890.92	
11/23/2021	11/23/2021	SOLD 229,618.5 COMERICA SHORT TERM FUND ON 11/23/2021 AT 1.00 ACCOUNT 1055087401	229,618.50	229,618.50 229,618.50	
12/28/2021	12/28/2021	SOLD 188,202.42 COMERICA SHORT TERM FUND ON 12/28/2021 AT 1.00 ACCOUNT 1055087401	188,202.42	188,202.42 188,202.42	
12/28/2021	12/28/2021	SOLD 550,000 COMERICA SHORT TERM FUND ON 12/28/2021 AT 1.00 ACCOUNT 1055087410	550,000.00	550,000.00 550,000.00	

ACCOUNT STATEMENT

Statement Period
Account Number07/01/2021 through 06/30/2022
M04690

186

Schedule Of Asset Dispositions

TRADE DATE	SETTLMT DATE	DESCRIPTION	PROCEEDS	MKT / COST BASIS	MKT / COST GAIN / LOSS
12/29/2021	12/29/2021	SOLD 10,448.06 COMERICA SHORT TERM FUND ON 12/29/2021 AT 1.00 ACCOUNT 1055087401	10,448.06	10,448.06 10,448.06	
01/12/2022	01/12/2022	SOLD 2,970 COMERICA SHORT TERM FUND ON 01/12/2022 AT 1.00 ACCOUNT 1055087401	2,970.00	2,970.00 2,970.00	
01/26/2022	01/26/2022	SOLD 239,379.97 COMERICA SHORT TERM FUND ON 01/26/2022 AT 1.00 ACCOUNT 1055087401	239,379.97	239,379.97 239,379.97	
01/27/2022	01/27/2022	SOLD 769.96 COMERICA SHORT TERM FUND ON 01/27/2022 AT 1.00 ACCOUNT 1055087401	769.96	769.96 769.96	
01/27/2022	01/27/2022	SOLD 3.74 COMERICA SHORT TERM FUND ON 01/27/2022 AT 1.00 ACCOUNT 1055087410	3.74	3.74 3.74	
01/28/2022	01/28/2022	SOLD 3,371.26 COMERICA SHORT TERM FUND ON 01/28/2022 AT 1.00 ACCOUNT 1055087401	3,371.26	3,371.26 3,371.26	
02/24/2022	02/24/2022	SOLD 227,724.02 COMERICA SHORT TERM FUND ON 02/24/2022 AT 1.00 ACCOUNT 1055087401	227,724.02	227,724.02 227,724.02	
03/29/2022	03/29/2022	SOLD 200,000 COMERICA SHORT TERM FUND ON 03/29/2022 AT 1.00 ACCOUNT 1055087410	200,000.00	200,000.00 200,000.00	
03/30/2022	03/30/2022	SOLD 252,679.27 COMERICA SHORT TERM FUND ON 03/30/2022 AT 1.00 ACCOUNT 1055087401	252,679.27	252,679.27 252,679.27	
03/31/2022	03/31/2022	SOLD 1,450 COMERICA SHORT TERM FUND ON 03/31/2022 AT 1.00 ACCOUNT 1055087401	1,450.00	1,450.00 1,450.00	
04/04/2022	04/04/2022	SOLD 3,014 COMERICA SHORT TERM FUND ON 04/04/2022 AT 1.00 ACCOUNT 1055087401	3,014.00	3,014.00 3,014.00	
04/12/2022	04/12/2022	SOLD 3,145 COMERICA SHORT TERM FUND ON 04/12/2022 AT 1.00 ACCOUNT 1055087401	3,145.00	3,145.00 3,145.00	

ACCOUNT STATEMENT

Statement Period
Account Number07/01/2021 through 06/30/2022
M04690

186

Schedule Of Asset Dispositions

TRADE DATE	SETTLMT DATE	DESCRIPTION	PROCEEDS	MKT / COST BASIS	MKT / COST GAIN / LOSS
04 / 18 / 2022	04 / 18 / 2022	SOLD 10,448.06 COMERICA SHORT TERM FUND ON 04/18/2022 AT 1.00 ACCOUNT 1055087401	10 , 448 . 06	10 , 448 . 06 10 , 448 . 06	
04 / 27 / 2022	04 / 27 / 2022	SOLD 203,143.75 COMERICA SHORT TERM FUND ON 04/27/2022 AT 1.00 ACCOUNT 1055087410	203 , 143 . 75	203 , 143 . 75 203 , 143 . 75	
04 / 28 / 2022	04 / 28 / 2022	SOLD 239,246.74 COMERICA SHORT TERM FUND ON 04/28/2022 AT 1.00 ACCOUNT 1055087401	239 , 246 . 74	239 , 246 . 74 239 , 246 . 74	
05 / 25 / 2022	05 / 25 / 2022	SOLD 200,000 COMERICA SHORT TERM FUND ON 05/25/2022 AT 1.00 ACCOUNT 1055087410	200 , 000 . 00	200 , 000 . 00 200 , 000 . 00	
05 / 26 / 2022	05 / 26 / 2022	SOLD 246,852.4 COMERICA SHORT TERM FUND ON 05/26/2022 AT 1.00 ACCOUNT 1055087401	246 , 852 . 40	246 , 852 . 40 246 , 852 . 40	
06 / 03 / 2022	06 / 03 / 2022	SOLD 1,660 COMERICA SHORT TERM FUND ON 06/03/2022 AT 1.00 ACCOUNT 1055087401	1 , 660 . 00	1 , 660 . 00 1 , 660 . 00	
06 / 27 / 2022	06 / 27 / 2022	SOLD 45,000 COMERICA SHORT TERM FUND ON 06/27/2022 AT 1.00 ACCOUNT 1055087410	45 , 000 . 00	45 , 000 . 00 45 , 000 . 00	
06 / 28 / 2022	06 / 28 / 2022	SOLD 273,550.51 COMERICA SHORT TERM FUND ON 06/28/2022 AT 1.00 ACCOUNT 1055087401	273 , 550 . 51	273 , 550 . 51 273 , 550 . 51	
06 / 28 / 2022	06 / 28 / 2022	SOLD 9,773 COMERICA SHORT TERM FUND ON 06/28/2022 AT 1.00 ACCOUNT 1055087401	9 , 773 . 00	9 , 773 . 00 9 , 773 . 00	
TOTAL 5,902,430.44			5 , 902 , 430 . 44	5 , 902 , 430 . 44 5 , 902 , 430 . 44	
TOTAL SHORT TERM INVESTMENTS			5 , 902 , 430 . 44	5 , 902 , 430 . 44 5 , 902 , 430 . 44	

ACCOUNT STATEMENT

Statement Period
Account Number

07/01/2021 through 06/30/2022
M04690

186

Schedule Of Asset Dispositions

TRADE DATE	SETT LMT DATE	DESCRIPTION	PROCEEDS	MKT / COST BASIS	MKT / COST GAIN / LOSS
OPEN END MF - FIXED INC TAX					
		CUSIP # 057071854 BAIRD AGGREGATE BOND FUND			
03/23/2022	03/24/2022	SOLD 83,254.939 SHS BAIRD AGGREGATE BOND FUND ON 03/23/2022 AT 10.63 ACCOUNT 1055087410	885,000.00	956,674.48 949,965.83	71,674.48 - 64,965.83 -
		TOTAL 83,254.939 SHS	885,000.00	956,674.48 949,965.83	71,674.48 - 64,965.83 -
		CUSIP # 09260B374 BLACKROCK FDS V STRATEGIC INCOME OPPORTUNITES PORTFOLIO-K			
06/24/2022	06/27/2022	SOLD 6,295.908 SHS BLACKROCK FDS V STRATEGIC INCOME OPPORTUNITES PORTFOLIO-K ON 06/24/2022 AT 9.53 ACCOUNT 1055087410	60,000.00	64,492.18 64,512.07	4,492.18 - 4,512.07 -
		TOTAL 6,295.908 SHS	60,000.00	64,492.18 64,512.07	4,492.18 - 4,512.07 -
		CUSIP # 592905764 METROPOLITAN WEST FDS T/R BD-PLN			
03/23/2022	03/24/2022	SOLD 94,989.562 SHS METROPOLITAN WEST FDS T/R BD-PLN ON 03/23/2022 AT 9.58 ACCOUNT 1055087410	910,000.00	978,566.73 971,507.96	68,566.73 - 61,507.96 -
		TOTAL 94,989.562 SHS	910,000.00	978,566.73 971,507.96	68,566.73 - 61,507.96 -
		CUSIP # 693390841 PIMCO HIGH YIELD FD INSTL			
03/23/2022	03/24/2022	SOLD 4,733.728 SHS PIMCO HIGH YIELD FD INSTL ON 03/23/2022 AT 8.45 ACCOUNT 1055087410	40,000.00	43,105.48 42,625.36	3,105.48 - 2,625.36 -
		TOTAL 4,733.728 SHS	40,000.00	43,105.48 42,625.36	3,105.48 - 2,625.36 -

ACCOUNT STATEMENT

Statement Period
Account Number07/01/2021 through 06/30/2022
M04690

186

Schedule Of Asset Dispositions

TRADE DATE	SETTLMT DATE	DESCRIPTION	PROCEEDS	MKT / COST BASIS	MKT / COST GAIN / LOSS
CUSIP # 921937504 VANGUARD TOTL BD MKT IDX-INS					
09/02/2021	09/03/2021	SOLD 74.706 SHS VANGUARD TOTL BD MKT IDX-INS ON 09/02/2021 AT 11.40 ACCOUNT 1055087410	851.65	844.95 844.95	6.70 6.70
03/23/2022	03/24/2022	SOLD .008 SHS VANGUARD TOTL BD MKT IDX-INS ON 03/23/2022 AT 10.48 ACCOUNT 1055087410	0.08	0.09 0.09	0.01 - 0.01 -
TOTAL 74.714 SHS			851.73	845.04 845.04	6.69 6.69
TOTAL OPEN END MF - FIXED INC TAX			1,895,851.73	2,043,683.91 2,029,456.26	147,832.18 - 133,604.53 -
OPEN END MF - EQUITY					
CUSIP # 207019704 CONESTOGA FDS SMLL CAP INSTL CL					
12/21/2021	12/22/2021	SOLD 707.297 SHS CONESTOGA FDS SMLL CAP INSTL CL ON 12/21/2021 AT 84.83 ACCOUNT 1055087410	60,000.00	59,285.40 57,114.02	714.60 2,885.98
TOTAL 707.297 SHS			60,000.00	59,285.40 57,114.02	714.60 2,885.98
CUSIP # 315911750 FIDELITY 500 INDEX FUND-AI					
12/21/2021	12/22/2021	SOLD 2,791.39 SHS FIDELITY 500 INDEX FUND-AI ON 12/21/2021 AT 161.21 ACCOUNT 1055087410	450,000.00	417,728.58 406,364.84	32,271.42 43,635.16
TOTAL 2,791.39 SHS			450,000.00	417,728.58 406,364.84	32,271.42 43,635.16
CUSIP # 742537467 PRINCIPAL FDS INC CALI MUN INSTL :DIVERSIFIED REAL ASSET FUND; CLASS R-6 SHARES					

ACCOUNT STATEMENT

Statement Period
Account Number

07/01/2021 through 06/30/2022
M04690

186

Schedule Of Asset Dispositions

TRADE DATE	SETTLMT DATE	DESCRIPTION	PROCEEDS	MKT / COST BASIS	MKT / COST GAIN / LOSS
12/21/2021	12/22/2021	SOLD 3,023.432 SHS PRINCIPAL FDS INC CALI MUN INSTL :DIVERSIFIED REAL ASSET FUND; CLASS R-6 SHARES ON 12/21/2021 AT 13.23 ACCOUNT 1055087410	40,000.00	40,213.67 40,110.65	213.67 - 110.65 -
03/23/2022	03/24/2022	SOLD 27,757.751 SHS PRINCIPAL FDS INC CALI MUN INSTL :DIVERSIFIED REAL ASSET FUND; CLASS R-6 SHARES ON 03/23/2022 AT 13.87 ACCOUNT 1055087410	385,000.00	369,184.23 368,191.01	15,815.77 16,808.99
06/24/2022	06/27/2022	SOLD 11,462.451 SHS PRINCIPAL FDS INC CALI MUN INSTL :DIVERSIFIED REAL ASSET FUND; CLASS R-6 SHARES ON 06/24/2022 AT 12.65 ACCOUNT 1055087410	145,000.00	152,405.83 151,998.03	7,405.83 - 6,998.03 -
TOTAL 42,243.634 SHS			570,000.00	561,803.73 560,299.69	8,196.27 9,700.31
TOTAL OPEN END MF - EQUITY			1,080,000.00	1,038,817.71 1,023,778.55	41,182.29 56,221.45
TOTAL ASSET DISPOSITIONS			8,878,282.17	8,984,932.06 8,955,665.25	106,649.89 - 77,383.08 -

ACCOUNT STATEMENT

Statement Period
Account Number

07/01/2021 through 06/30/2022
M04690

186

5500 Schedule H, Part 1 Asset And Liability Statement

	BEGINNING OF YEAR	END OF YEAR
ASSETS:		
A TOTAL NONINTEREST-BEARING CASH		
B RECEIVABLES (LESS ALLOWANCE FOR DOUBTFUL ACCOUNTS):		
(1) EMPLOYERS		
(2) PARTICIPANTS		
(3) OTHER	9,776.49	21,078.80
C GENERAL INVESTMENTS:		
(1) INTEREST-BEARING CASH (INCL MONEY MARKETS & CD'S)		
(2) U S GOVERNMENT SECURITIES		
(3) CORPORATE DEBT (OTHER THAN EMPLOYER SECURITIES)		
(A) PREFERRED		
(B) ALL OTHER		
(4) CORPORATE STOCK (OTHER THAN EMPLOYER SECURITIES)		
(A) PREFERRED		
(B) COMMON (INCLUDES FOREIGN)		
(5) PARTNERSHIPS/JOINT VENTURE INTERESTS		
(6) REAL ESTATE (OTHER THAN EMPLOYER REAL ESTATE)		
(7) LOANS (OTHER THAN PARTICIPANTS)		
(8) PARTICIPANT LOANS		
(9) VALUE OF INTEREST IN COMMON/COLLECTIVE FUNDS	483,481.04	19,366.07
(10) VALUE OF INTEREST IN POOLED SEPARATE ACCOUNTS		
(11) VALUE OF INTEREST IN MASTER TRUSTS		
(12) VALUE OF INTEREST IN 103-12 INVESTMENT ENTITIES		
(13) VALUE OF INTEREST IN REG. INVESTMENT COMPANIES	59,612,983.64	52,430,377.00
(14) VALUE OF INTEREST IN INSURANCE CO. GENERAL ACCOUNTS		
(15) OTHER		
D EMPLOYER RELATED INVESTMENTS:		
(1) EMPLOYER SECURITIES		
(2) EMPLOYER REAL PROPERTY		
E BUILDINGS & OTHER PROPERTY USED IN PLAN OPERATIONS		
F TOTAL ASSETS (ADD ALL AMOUNTS IN LINES 1A THRU 1E)	60,106,241.17	52,470,821.87
LIABILITIES:		
G BENEFIT CLAIMS PAYABLE		
H OPERATING PAYABLES		
I ACQUISITION INDEBTEDNESS		
J OTHER LIABILITIES	842.29-	
K TOTAL LIABILITIES (ADD ALL AMOUNTS IN LINES 1G THRU 1J)	842.29-	
NET ASSETS (SUBTRACT LINE 1K FROM 1F)	60,105,398.88	52,470,821.87

ACCOUNT STATEMENT

Statement Period
Account Number

07/01/2021 through 06/30/2022
M04690

186

5500 Schedule H, Part 2 Income And Expense Statement

(A) AMOUNT (B) TOTAL

INCOME:

A CONTRIBUTIONS:

(1) RECEIVED OR RECEIVABLE IN CASH FROM:

- (A) EMPLOYERS
- (B) PARTICIPANTS
- (C) OTHERS (INCLUDING ROLLOVERS)

179,284.22

(2) NON CASH CONTRIBUTIONS

(3) TOTAL CONTRIBUTIONS

179,284.22

B EARNINGS FROM INVESTMENTS:

(1) INTEREST

- (A) INTEREST BEARING CASH
- (B) US GOVERNMENT SECURITIES
- (C) CORP DEBT INSTRUMENTS
- (D) LOANS (OTHER THAN TO PARTICIPANTS)
- (E) PARTICIPANT LOANS
- (F) OTHER
- (G) TOTAL INTEREST

(2) DIVIDENDS

- (A) PREFERRED STOCK
- (B) COMMON STOCK
- (C) REGISTERED INVESTMENTS
- (D) TOTAL DIVIDENDS

1,856,027.85

1,856,027.85

(3) RENTS

(4) NET REALIZED G/L ON SALE/DISTRIBUTION OF ASSETS

- (A) AGGREGATE PROCEEDS
- (B) AGGREGATE CARRYING VALUE
- (C) NET REALIZED GAIN/LOSS

(5) UNREALIZED APPRECIATION/DEPRECIATION

(6) NET INV G/L FROM COMMON/COLLECTIVE FUNDS

432.18

(7) NET INV G/L FROM POOLED SEPARATE ACCOUNTS

(8) NET INV G/L FROM MASTER TRUSTS

(9) NET INV G/L FROM 103-12 INVESTMENT ENTITIES

(10) NET INV G/L FROM REG. INVESTMENT COMPANIES

9,435,687.46 -

C OTHER INCOME

D TOTAL INCOME (ADD COLUMN B AND ENTER TOTAL):

7,399,943.21 -

EXPENSES:

E BENEFIT PAYMENTS/PAYMENTS TO PROVIDE BENEFITS:

- (1) DIRECTLY TO PARTICIPANTS
- (2) TO INSURANCE CARRIERS FOR PROVISION OF BENEFITS
- (3) OTHER
- (4) TOTAL PAYMENTS

H INTEREST EXPENSE

I ADMINISTRATIVE EXPENSES:

- (1) PROFESSIONAL FEES
- (2) CONTRACT ADMINISTRATIVE FEES
- (3) INVESTMENT ADVISORY AND MANAGEMENT FEES
- (4) OTHER EXPENSE
- (5) TOTAL ADMINISTRATIVE EXPENSES:

32,037.00 -

50,169.82 -

82,206.82 -

ACCOUNT STATEMENT

Statement Period	07/01/2021 through 06/30/2022	186
Account Number	M04690	

5500 Schedule H, Part 2
Income And Expense Statement

	(A) AMOUNT	(B) TOTAL
J TOTAL EXPENSES:		82,206.82 -
K NET INCOME/LOSS:		7,482,150.03 -
L TRANSFERS OF ASSETS		
(1) TO THIS PLAN	5,853,771.93	
(2) FROM THIS PLAN	6,006,198.91 -	
NET CHANGE		7,634,577.01 -
BEGINNING MARKET VALUE		60,105,398.88
ENDING MARKET VALUE		52,470,821.87

ACCOUNT STATEMENT

Statement Period
Account Number

07/01/2021 through 06/30/2022
M04690

186

Report Of 5% Transactions

BY ASSET

VALUATION

60,105,398.88 THRESHOLD

3,005,269.94

DESCRIPTION

TRAN
TYPE

SETTLE DATE/
SHARES/UNITS

PURCHASE/SALE
COST/PROCEEDS

BROKER
COMMISSION/
OTH EXPENSE

COST OF ASSET/
PREV ANNL MKT

NET GAIN/LOSS

NO REPORTABLE TRANSACTIONS

ACCOUNT STATEMENT

Statement Period
Account Number07/01/2021 through 06/30/2022
M04690

186

Report Of 5% Transactions

AGGREGATE BY ASSET		VALUATION		60,105,398.88 THRESHOLD		3,005,269.94
DESCRIPTION	TRAN TYPE	SETTLE DATE/ SHARES/UNITS	PURCHASE/SALE COST/PROCEEDS	BROKER COMMISSION/ OTH EXPENSE	COST OF ASSET/ PREV ANNL MKT	NET GAIN/LOSS
CUSIP # 20035Y102						
COMERICA SHORT TERM FUND	BUY	07/01/2021	7.77		7.77	
ACCOUNT 1055087401		7.770			7.77	
	BUY	07/01/2021	2.35		2.35	
ACCOUNT 1055087410		2.350			2.35	
	BUY	07/08/2021	2,488,986.00		2,488,986.00	
ACCOUNT 1055087401		2,488,986.000			2,488,986.00	
	BUY	07/09/2021	17,246.87		17,246.87	
ACCOUNT 1055087401		17,246.870			17,246.87	
	BUY	07/23/2021	13,250.97		13,250.97	
ACCOUNT 1055087401		13,250.970			13,250.97	
	SEL	07/28/2021	223,697.38		223,697.38	
ACCOUNT 1055087401		223,697.380			223,697.38	
	SEL	07/28/2021	3,138.90		3,138.90	
ACCOUNT 1055087410		3,138.900			3,138.90	
	SEL	07/28/2021	815.33		815.33	
ACCOUNT 1055087401		815.330			815.33	
	BUY	08/02/2021	29.37		29.37	
ACCOUNT 1055087401		29.370			29.37	
	BUY	08/02/2021	0.94		0.94	
ACCOUNT 1055087410		0.940			0.94	
	BUY	08/06/2021	16,818.90		16,818.90	
ACCOUNT 1055087401		16,818.900			16,818.90	
	BUY	08/20/2021	14,578.42		14,578.42	
ACCOUNT 1055087401		14,578.420			14,578.42	
	SEL	08/27/2021	232,196.94		232,196.94	
ACCOUNT 1055087401		232,196.940			232,196.94	
	BUY	09/01/2021	34.63		34.63	
ACCOUNT 1055087401		34.630			34.63	
	BUY	09/01/2021	0.93		0.93	
ACCOUNT 1055087410		0.930			0.93	
	BUY	09/03/2021	14,234.00		14,234.00	
ACCOUNT 1055087401		14,234.000			14,234.00	
	SEL	09/03/2021	72,159.18		72,159.18	
ACCOUNT 1055087410		72,159.180			72,159.18	
	SEL	09/07/2021	1,741,989.17		1,741,989.17	
ACCOUNT 1055087401		1,741,989.170			1,741,989.17	
	BUY	09/17/2021	16,032.65		16,032.65	
ACCOUNT 1055087401		16,032.650			16,032.65	
	SEL	09/24/2021	2,930.00		2,930.00	
ACCOUNT 1055087401		2,930.000			2,930.00	
	SEL	09/27/2021	233,628.87		233,628.87	
ACCOUNT 1055087401		233,628.870			233,628.87	
	BUY	10/01/2021	18.31		18.31	
ACCOUNT 1055087401		18.310			18.31	
	BUY	10/01/2021	0.09		0.09	
ACCOUNT 1055087410		0.090			0.09	

ACCOUNT STATEMENT

Statement Period
Account Number07/01/2021 through 06/30/2022
M04690

186

Report Of 5% Transactions

AGGREGATE BY ASSET		VALUATION		60,105,398.88 THRESHOLD		3,005,269.94
DESCRIPTION	TRAN TYPE	SETTLE DATE/ SHARES/UNITS	PURCHASE/SALE COST/PROCEEDS	BROKER COMMISSION/ OTH EXPENSE	COST OF ASSET/ PREV ANNL MKT	NET GAIN/LOSS
CUSIP # 20035Y102 COMERICA SHORT TERM FUND						
	BUY	10/01/2021	16,191.04		16,191.04	
ACCOUNT 1055087401		16,191.040			16,191.04	
	SEL	10/12/2021	10,143.75		10,143.75	
ACCOUNT 1055087401		10,143.750			10,143.75	
	BUY	10/15/2021	15,826.12		15,826.12	
ACCOUNT 1055087401		15,826.120			15,826.12	
	SEL	10/27/2021	231,482.71		231,482.71	
ACCOUNT 1055087401		231,482.710			231,482.71	
	SEL	10/27/2021	0.09		0.09	
ACCOUNT 1055087410		0.090			0.09	
	SEL	10/27/2021	906.54		906.54	
ACCOUNT 1055087401		906.540			906.54	
	SEL	10/28/2021	6,890.92		6,890.92	
ACCOUNT 1055087401		6,890.920			6,890.92	
	BUY	10/29/2021	16,041.85		16,041.85	
ACCOUNT 1055087401		16,041.850			16,041.85	
	BUY	11/01/2021	7.45		7.45	
ACCOUNT 1055087401		7.450			7.45	
	BUY	11/12/2021	15,719.41		15,719.41	
ACCOUNT 1055087401		15,719.410			15,719.41	
	SEL	11/23/2021	229,618.50		229,618.50	
ACCOUNT 1055087401		229,618.500			229,618.50	
	BUY	11/24/2021	16,965.38		16,965.38	
ACCOUNT 1055087401		16,965.380			16,965.38	
	BUY	12/01/2021	5.52		5.52	
ACCOUNT 1055087401		5.520			5.52	
	BUY	12/10/2021	15,885.34		15,885.34	
ACCOUNT 1055087401		15,885.340			15,885.34	
	BUY	12/22/2021	16,435.35		16,435.35	
ACCOUNT 1055087401		16,435.350			16,435.35	
	BUY	12/22/2021	550,000.00		550,000.00	
ACCOUNT 1055087410		550,000.000			550,000.00	
	SEL	12/28/2021	188,202.42		188,202.42	
ACCOUNT 1055087401		188,202.420			188,202.42	
	SEL	12/28/2021	550,000.00		550,000.00	
ACCOUNT 1055087410		550,000.000			550,000.00	
	BUY	12/28/2021	504,072.17		504,072.17	
ACCOUNT 1055087401		504,072.170			504,072.17	
	SEL	12/29/2021	10,448.06		10,448.06	
ACCOUNT 1055087401		10,448.060			10,448.06	
	BUY	01/03/2022	7.20		7.20	
ACCOUNT 1055087401		7.200			7.20	
	BUY	01/03/2022	3.74		3.74	
ACCOUNT 1055087410		3.740			3.74	
	BUY	01/07/2022	15,307.51		15,307.51	
ACCOUNT 1055087401		15,307.510			15,307.51	

ACCOUNT STATEMENT

Statement Period
Account Number07/01/2021 through 06/30/2022
M04690

186

Report Of 5% Transactions

AGGREGATE BY ASSET		VALUATION		60,105,398.88 THRESHOLD		3,005,269.94
DESCRIPTION	TRAN TYPE	SETTLE DATE/ SHARES/UNITS	PURCHASE/SALE COST/PROCEEDS	BROKER COMMISSION/ OTH EXPENSE	COST OF ASSET/ PREV ANNL MKT	NET GAIN/LOSS
CUSIP # 20035Y102 COMERICA SHORT TERM FUND						
ACCOUNT 1055087401	SEL	01/12/2022	2,970.00		2,970.00	
		2,970.000			2,970.00	
	BUY	01/21/2022	15,028.56		15,028.56	
ACCOUNT 1055087401		15,028.560			15,028.56	
	SEL	01/26/2022	239,379.97		239,379.97	
ACCOUNT 1055087401		239,379.970			239,379.97	
	SEL	01/27/2022	769.96		769.96	
ACCOUNT 1055087401		769.960			769.96	
	SEL	01/27/2022	3.74		3.74	
ACCOUNT 1055087410		3.740			3.74	
	SEL	01/28/2022	3,371.26		3,371.26	
ACCOUNT 1055087401		3,371.260			3,371.26	
	BUY	02/01/2022	11.30		11.30	
ACCOUNT 1055087401		11.300			11.30	
	BUY	02/04/2022	16,026.49		16,026.49	
ACCOUNT 1055087401		16,026.490			16,026.49	
	BUY	02/18/2022	14,917.40		14,917.40	
ACCOUNT 1055087401		14,917.400			14,917.40	
	SEL	02/24/2022	227,724.02		227,724.02	
ACCOUNT 1055087401		227,724.020			227,724.02	
	BUY	03/01/2022	5.78		5.78	
ACCOUNT 1055087401		5.780			5.78	
	BUY	03/04/2022	15,885.23		15,885.23	
ACCOUNT 1055087401		15,885.230			15,885.23	
	BUY	03/18/2022	14,618.26		14,618.26	
ACCOUNT 1055087401		14,618.260			14,618.26	
	BUY	03/24/2022	650,000.08		650,000.08	
ACCOUNT 1055087410		650,000.080			650,000.08	
	BUY	03/29/2022	200,000.00		200,000.00	
ACCOUNT 1055087401		200,000.000			200,000.00	
	SEL	03/29/2022	200,000.00		200,000.00	
ACCOUNT 1055087410		200,000.000			200,000.00	
	SEL	03/30/2022	252,679.27		252,679.27	
ACCOUNT 1055087401		252,679.270			252,679.27	
	SEL	03/31/2022	1,450.00		1,450.00	
ACCOUNT 1055087401		1,450.000			1,450.00	
	BUY	04/01/2022	12.42		12.42	
ACCOUNT 1055087401		12.420			12.42	
	BUY	04/01/2022	25.94		25.94	
ACCOUNT 1055087410		25.940			25.94	
	BUY	04/01/2022	15,105.37		15,105.37	
ACCOUNT 1055087401		15,105.370			15,105.37	
	SEL	04/04/2022	3,014.00		3,014.00	
ACCOUNT 1055087401		3,014.000			3,014.00	
	SEL	04/12/2022	3,145.00		3,145.00	
ACCOUNT 1055087401		3,145.000			3,145.00	

ACCOUNT STATEMENT

Statement Period
Account Number07/01/2021 through 06/30/2022
M04690

186

Report Of 5% Transactions

AGGREGATE BY ASSET		VALUATION		60,105,398.88 THRESHOLD		3,005,269.94
DESCRIPTION	TRAN TYPE	SETTLE DATE/ SHARES/UNITS	PURCHASE/SALE COST/PROCEEDS	BROKER COMMISSION/ OTH EXPENSE	COST OF ASSET/ PREV ANNL MKT	NET GAIN/LOSS
CUSIP # 20035Y102 COMERICA SHORT TERM FUND						
ACCOUNT 1055087401	BUY	04/14/2022	14,866.78		14,866.78	
		14,866.780			14,866.78	
ACCOUNT 1055087401	SEL	04/18/2022	10,448.06		10,448.06	
		10,448.060			10,448.06	
ACCOUNT 1055087401	BUY	04/27/2022	199,295.54		199,295.54	
		199,295.540			199,295.54	
ACCOUNT 1055087410	SEL	04/27/2022	203,143.75		203,143.75	
		203,143.750			203,143.75	
ACCOUNT 1055087401	SEL	04/28/2022	239,246.74		239,246.74	
		239,246.740			239,246.74	
ACCOUNT 1055087401	BUY	04/29/2022	13,567.82		13,567.82	
		13,567.820			13,567.82	
ACCOUNT 1055087401	BUY	05/02/2022	14.38		14.38	
		14.380			14.38	
ACCOUNT 1055087410	BUY	05/02/2022	78.75		78.75	
		78.750			78.75	
ACCOUNT 1055087401	BUY	05/13/2022	14,199.27		14,199.27	
		14,199.270			14,199.27	
ACCOUNT 1055087401	BUY	05/25/2022	200,000.00		200,000.00	
		200,000.000			200,000.00	
ACCOUNT 1055087410	SEL	05/25/2022	200,000.00		200,000.00	
		200,000.000			200,000.00	
ACCOUNT 1055087401	SEL	05/26/2022	246,852.40		246,852.40	
		246,852.400			246,852.40	
ACCOUNT 1055087401	BUY	05/31/2022	14,250.77		14,250.77	
		14,250.770			14,250.77	
ACCOUNT 1055087401	BUY	06/01/2022	24.49		24.49	
		24.490			24.49	
ACCOUNT 1055087410	BUY	06/01/2022	91.52		91.52	
		91.520			91.52	
ACCOUNT 1055087401	SEL	06/03/2022	1,660.00		1,660.00	
		1,660.000			1,660.00	
ACCOUNT 1055087401	BUY	06/10/2022	13,273.36		13,273.36	
		13,273.360			13,273.36	
ACCOUNT 1055087401	BUY	06/24/2022	13,305.68		13,305.68	
		13,305.680			13,305.68	
ACCOUNT 1055087401	BUY	06/27/2022	250,000.00		250,000.00	
		250,000.000			250,000.00	
ACCOUNT 1055087410	SEL	06/27/2022	45,000.00		45,000.00	
		45,000.000			45,000.00	
ACCOUNT 1055087401	SEL	06/28/2022	273,550.51		273,550.51	
		273,550.510			273,550.51	
ACCOUNT 1055087401	SEL	06/28/2022	9,773.00		9,773.00	
		9,773.000			9,773.00	
ACCOUNT 1055087401 54 PURCHASES FOR			5,438,315.47	37 SALES FOR	5,902,430.44	ISSUE AGGREGATE TOTAL 11,340,745.91

ACCOUNT STATEMENT

Statement Period
Account Number

07/01/2021 through 06/30/2022
M04690

186

Report Of 5% Transactions

AGGREGATE BY BROKER

VALUATION

60,105,398.88 THRESHOLD

3,005,269.94

DESCRIPTION	TRAN TYPE	SETTLE DATE/ SHARES/UNITS	PURCHASE/SALE COST/PROCEEDS	BROKER COMMISSION/ OTH EXPENSE	COST OF ASSET/ PREV ANNL MKT	NET GAIN/LOSS
-------------	--------------	------------------------------	--------------------------------	--------------------------------------	---------------------------------	---------------

NO REPORTABLE TRANSACTIONS

ACCOUNT STATEMENT

Statement Period
Account Number07/01/2021 through 06/30/2022
M04690

186

Broker Commissions Report

TRADE DATE	SETTLMT DATE	DESCRIPTION	PURCHASE/SALE COST/PROCEEDS	MKT/COST BASIS	MKT/COST GAIN/LOSS	COMMISSIONS/ PER SHARE	EXPENSES
MUTUAL FUNDS							
CUSIP # 921937504							
VANGUARD TOTL BD MKT IDX-INS							
09/30/2021	10/01/2021	PURCHASED .008 SHS AT 11.25 FOR REINVESTMENT ACCOUNT 1055087410	0.09	0.09 0.09		0.00 0.0000	0.00
TOTAL MUTUAL FUNDS						0.00	0.00
NO BROKER							
CUSIP # 057071854							
BAIRD AGGREGATE BOND FUND							
07/28/2021	07/29/2021	PURCHASED 979.269 SHS AT 11.60 FOR REINVESTMENT ACCOUNT 1055087410	11,359.52	11,359.52 11,359.52		0.00 0.0000	0.00
08/26/2021	08/27/2021	PURCHASED 883.225 SHS AT 11.53 FOR REINVESTMENT ACCOUNT 1055087410	10,183.59	10,183.59 10,183.59		0.00 0.0000	0.00
09/02/2021	09/03/2021	PURCHASED 21,157.167 SHS AT 11.58 ACCOUNT 1055087410	245,000.00	245,000.00 245,000.00		0.00 0.0000	0.00
09/27/2021	09/28/2021	PURCHASED 967.516 SHS AT 11.50 FOR REINVESTMENT ACCOUNT 1055087410	11,126.43	11,126.43 11,126.43		0.00 0.0000	0.00
10/27/2021	10/28/2021	PURCHASED 998.391 SHS AT 11.39 FOR REINVESTMENT ACCOUNT 1055087410	11,371.67	11,371.67 11,371.67		0.00 0.0000	0.00
11/26/2021	11/29/2021	PURCHASED 938.965 SHS AT 11.33 FOR REINVESTMENT ACCOUNT 1055087410	10,638.47	10,638.47 10,638.47		0.00 0.0000	0.00
12/17/2021	12/31/2021	PURCHASED 660.07 SHS AT 11.40 FOR REINVESTMENT ACCOUNT 1055087410	7,524.80	7,524.80 7,524.80		0.00 0.0000	0.00
12/29/2021	12/31/2021	PURCHASED 1,251.865 SHS AT 11.36 FOR REINVESTMENT ACCOUNT 1055087410	14,221.19	14,221.19 14,221.19		0.00 0.0000	0.00

ACCOUNT STATEMENT

Statement Period
Account Number07/01/2021 through 06/30/2022
M04690

186

Broker Commissions Report

TRADE DATE	SETTLMT DATE	DESCRIPTION	PURCHASE/SALE COST/PROCEEDS	MKT/COST BASIS	MKT/COST GAIN/LOSS	COMMISSIONS/ PER SHARE	EXPENSES
01/26/2022	01/27/2022	PURCHASED 817.155 SHS AT 11.13 FOR REINVESTMENT ACCOUNT 1055087410	9,094.94	9,094.94 9,094.94		0.00 0.0000	0.00
02/25/2022	02/28/2022	PURCHASED 1,109.059 SHS AT 10.85 FOR REINVESTMENT ACCOUNT 1055087410	12,033.29	12,033.29 12,033.29		0.00 0.0000	0.00
03/23/2022	03/24/2022	SOLD 83,254.939 SHS AT 10.63 ACCOUNT 1055087410	885,000.00	956,674.48 949,965.83	71,674.48- 64,965.83-	0.00 0.0000	0.00
03/28/2022	03/29/2022	PURCHASED 957.39 SHS AT 10.50 FOR REINVESTMENT ACCOUNT 1055087410	10,052.59	10,052.59 10,052.59		0.00 0.0000	0.00
04/26/2022	05/03/2022	PURCHASED 988.976 SHS AT 10.24 FOR REINVESTMENT ACCOUNT 1055087410	10,127.11	10,127.11 10,127.11		0.00 0.0000	0.00
05/25/2022	05/26/2022	PURCHASED 1,119.871 SHS AT 10.21 FOR REINVESTMENT ACCOUNT 1055087410	11,433.88	11,433.88 11,433.88		0.00 0.0000	0.00
06/24/2022	06/27/2022	PURCHASED 1,170.793 SHS AT 9.98 FOR REINVESTMENT ACCOUNT 1055087410	11,684.51	11,684.51 11,684.51		0.00 0.0000	0.00
CUSIP # 09260B374							
BLACKROCK FDS V STRATEGIC INCOME OPPORTUNITES PORTFOLIO-K							
06/30/2021	07/02/2021	PURCHASED 884.937 SHS AT 10.39 FOR REINVESTMENT ACCOUNT 1055087410	9,194.50	9,194.50 9,194.50		0.00 0.0000	0.00
07/31/2021	08/03/2021	PURCHASED 968.211 SHS AT 10.36 FOR REINVESTMENT ACCOUNT 1055087410	10,030.67	10,030.67 10,030.67		0.00 0.0000	0.00
08/31/2021	09/02/2021	PURCHASED 1,004.139 SHS AT 10.38 FOR REINVESTMENT ACCOUNT 1055087410	10,422.96	10,422.96 10,422.96		0.00 0.0000	0.00
09/02/2021	09/03/2021	PURCHASED 24,084.778 SHS AT 10.38 ACCOUNT 1055087410	250,000.00	250,000.00 250,000.00		0.00 0.0000	0.00

ACCOUNT STATEMENT

Statement Period
Account Number07/01/2021 through 06/30/2022
M04690

186

Broker Commissions Report

TRADE DATE	SETTLE DATE	DESCRIPTION	PURCHASE/SALE COST/PROCEEDS	MKT/COST BASIS	MKT/COST GAIN/LOSS	COMMISSIONS/ PER SHARE	EXPENSES
09/30/2021	10/01/2021	PURCHASED 935.748 SHS AT 10.32 FOR REINVESTMENT ACCOUNT 1055087410	9,656.92	9,656.92 9,656.92		0.00 0.0000	0.00
10/31/2021	11/03/2021	PURCHASED 858.163 SHS AT 10.29 FOR REINVESTMENT ACCOUNT 1055087410	8,830.50	8,830.50 8,830.50		0.00 0.0000	0.00
11/30/2021	12/01/2021	PURCHASED 736.391 SHS AT 10.23 FOR REINVESTMENT ACCOUNT 1055087410	7,533.28	7,533.28 7,533.28		0.00 0.0000	0.00
12/22/2021	12/27/2021	PURCHASED 1,594.19 SHS AT 10.15 FOR REINVESTMENT ACCOUNT 1055087410	16,181.03	16,181.03 16,181.03		0.00 0.0000	0.00
12/22/2021	12/27/2021	PURCHASED 2,583.323 SHS AT 10.15 FOR REINVESTMENT ACCOUNT 1055087410	26,220.73	26,220.73 26,220.73		0.00 0.0000	0.00
12/31/2021	01/07/2022	PURCHASED 868.613 SHS AT 10.16 FOR REINVESTMENT ACCOUNT 1055087410	8,825.11	8,825.11 8,825.11		0.00 0.0000	0.00
01/31/2022	02/04/2022	PURCHASED 828.693 SHS AT 10.04 FOR REINVESTMENT ACCOUNT 1055087410	8,320.08	8,320.08 8,320.08		0.00 0.0000	0.00
02/28/2022	03/02/2022	PURCHASED 749.978 SHS AT 9.91 FOR REINVESTMENT ACCOUNT 1055087410	7,432.28	7,432.28 7,432.28		0.00 0.0000	0.00
03/23/2022	03/24/2022	PURCHASED 159,877.8 SHS AT 9.82 ACCOUNT 1055087410	1,570,000.00	1,570,000.00 1,570,000.00		0.00 0.0000	0.00
03/31/2022	04/05/2022	PURCHASED 1,122.647 SHS AT 9.82 FOR REINVESTMENT ACCOUNT 1055087410	11,024.39	11,024.39 11,024.39		0.00 0.0000	0.00
04/30/2022	05/05/2022	PURCHASED 1,423.738 SHS AT 9.75 FOR REINVESTMENT ACCOUNT 1055087410	13,881.45	13,881.45 13,881.45		0.00 0.0000	0.00
05/31/2022	06/03/2022	PURCHASED 1,733.264 SHS AT 9.70 FOR REINVESTMENT ACCOUNT 1055087410	16,812.66	16,812.66 16,812.66		0.00 0.0000	0.00
06/24/2022	06/27/2022	SOLD 6,295.908 SHS AT 9.53 ACCOUNT 1055087410	60,000.00	64,492.18 64,512.07	4,492.18- 4,512.07-	0.00 0.0000	0.00

ACCOUNT STATEMENT

Statement Period
Account Number07/01/2021 through 06/30/2022
M04690

186

Broker Commissions Report

TRADE DATE	SETTLMT DATE	DESCRIPTION	PURCHASE/SALE COST/PROCEEDS	MKT/COST BASIS	MKT/COST GAIN/LOSS	COMMISSIONS/ PER SHARE	EXPENSES
CUSIP # 592905764							
METROPOLITAN WEST FDS T/R BD-PLN							
06/30/2021	07/02/2021	PURCHASED 689.895 SHS AT 10.30 FOR REINVESTMENT ACCOUNT 1055087410	7,105.92	7,105.92 7,105.92		0.00 0.0000	0.00
07/31/2021	08/05/2021	PURCHASED 730.556 SHS AT 10.40 FOR REINVESTMENT ACCOUNT 1055087410	7,597.78	7,597.78 7,597.78		0.00 0.0000	0.00
08/31/2021	09/01/2021	PURCHASED 765.148 SHS AT 10.37 FOR REINVESTMENT ACCOUNT 1055087410	7,934.58	7,934.58 7,934.58		0.00 0.0000	0.00
09/02/2021	09/03/2021	PURCHASED 25,529.866 SHS AT 10.38 ACCOUNT 1055087410	265,000.00	265,000.00 265,000.00		0.00 0.0000	0.00
09/30/2021	10/01/2021	PURCHASED 770.383 SHS AT 10.28 FOR REINVESTMENT ACCOUNT 1055087410	7,919.54	7,919.54 7,919.54		0.00 0.0000	0.00
10/31/2021	11/02/2021	PURCHASED 854.16 SHS AT 10.26 FOR REINVESTMENT ACCOUNT 1055087410	8,763.68	8,763.68 8,763.68		0.00 0.0000	0.00
11/30/2021	12/01/2021	PURCHASED 781.019 SHS AT 10.27 FOR REINVESTMENT ACCOUNT 1055087410	8,021.07	8,021.07 8,021.07		0.00 0.0000	0.00
12/07/2021	12/08/2021	PURCHASED 189.085 SHS AT 10.25 FOR REINVESTMENT ACCOUNT 1055087410	1,938.12	1,938.12 1,938.12		0.00 0.0000	0.00
12/31/2021	01/05/2022	PURCHASED 943.553 SHS AT 10.23 FOR REINVESTMENT ACCOUNT 1055087410	9,652.55	9,652.55 9,652.55		0.00 0.0000	0.00
01/31/2022	02/04/2022	PURCHASED 965.39 SHS AT 10.01 FOR REINVESTMENT ACCOUNT 1055087410	9,663.55	9,663.55 9,663.55		0.00 0.0000	0.00
02/28/2022	03/02/2022	PURCHASED 994.961 SHS AT 9.87 FOR REINVESTMENT ACCOUNT 1055087410	9,820.27	9,820.27 9,820.27		0.00 0.0000	0.00

ACCOUNT STATEMENT

Statement Period
Account Number07/01/2021 through 06/30/2022
M04690

186

Broker Commissions Report

TRADE DATE	SETTLE DATE	DESCRIPTION	PURCHASE/SALE COST/PROCEEDS	MKT/COST BASIS	MKT/COST GAIN/LOSS	COMMISSIONS/ PER SHARE	EXPENSES
03/23/2022	03/24/2022	SOLD 94,989.562 SHS AT 9.58 ACCOUNT 1055087410	910,000.00	978,566.73 971,507.96	68,566.73- 61,507.96-	0.00 0.0000	0.00
03/31/2022	04/05/2022	PURCHASED 1,142.563 SHS AT 9.55 FOR REINVESTMENT ACCOUNT 1055087410	10,911.48	10,911.48 10,911.48		0.00 0.0000	0.00
04/30/2022	05/05/2022	PURCHASED 1,137.961 SHS AT 9.15 FOR REINVESTMENT ACCOUNT 1055087410	10,412.34	10,412.34 10,412.34		0.00 0.0000	0.00
05/31/2022	06/08/2022	PURCHASED 1,267.737 SHS AT 9.17 FOR REINVESTMENT ACCOUNT 1055087410	11,625.15	11,625.15 11,625.15		0.00 0.0000	0.00
CUSIP # 693390841							
PIMCO HIGH YIELD FD INSTL							
06/30/2021	07/06/2021	PURCHASED 851.894 SHS AT 9.11 FOR REINVESTMENT ACCOUNT 1055087410	7,760.75	7,760.75 7,760.75		0.00 0.0000	0.00
07/31/2021	08/05/2021	PURCHASED 880.802 SHS AT 9.10 FOR REINVESTMENT ACCOUNT 1055087410	8,015.30	8,015.30 8,015.30		0.00 0.0000	0.00
08/31/2021	09/03/2021	PURCHASED 826.595 SHS AT 9.12 FOR REINVESTMENT ACCOUNT 1055087410	7,538.55	7,538.55 7,538.55		0.00 0.0000	0.00
09/02/2021	09/03/2021	PURCHASED 10,952.903 SHS AT 9.13 ACCOUNT 1055087410	100,000.00	100,000.00 100,000.00		0.00 0.0000	0.00
09/30/2021	10/05/2021	PURCHASED 887.275 SHS AT 9.08 FOR REINVESTMENT ACCOUNT 1055087410	8,056.46	8,056.46 8,056.46		0.00 0.0000	0.00
10/31/2021	11/03/2021	PURCHASED 922.505 SHS AT 9.01 FOR REINVESTMENT ACCOUNT 1055087410	8,311.77	8,311.77 8,311.77		0.00 0.0000	0.00
11/30/2021	12/02/2021	PURCHASED 899.862 SHS AT 8.89 FOR REINVESTMENT ACCOUNT 1055087410	7,999.77	7,999.77 7,999.77		0.00 0.0000	0.00
12/31/2021	01/13/2022	PURCHASED 1,169.282 SHS AT 9.03 FOR REINVESTMENT ACCOUNT 1055087410	10,558.62	10,558.62 10,558.62		0.00 0.0000	0.00

ACCOUNT STATEMENT

Statement Period
Account Number07/01/2021 through 06/30/2022
M04690

186

Broker Commissions Report

TRADE DATE	SETTLMT DATE	DESCRIPTION	PURCHASE/SALE COST/PROCEEDS	MKT/COST BASIS	MKT/COST GAIN/LOSS	COMMISSIONS/ PER SHARE	EXPENSES
01/31/2022	02/09/2022	PURCHASED 847.866 SHS AT 8.73 FOR REINVESTMENT ACCOUNT 1055087410	7,401.87	7,401.87 7,401.87		0.00 0.0000	0.00
02/28/2022	03/03/2022	PURCHASED 953.444 SHS AT 8.62 FOR REINVESTMENT ACCOUNT 1055087410	8,218.69	8,218.69 8,218.69		0.00 0.0000	0.00
03/23/2022	03/24/2022	SOLD 4,733.728 SHS AT 8.45 ACCOUNT 1055087410	40,000.00	43,105.48 42,625.36	3,105.48- 2,625.36-	0.00 0.0000	0.00
03/31/2022	04/07/2022	PURCHASED 954.222 SHS AT 8.51 FOR REINVESTMENT ACCOUNT 1055087410	8,120.43	8,120.43 8,120.43		0.00 0.0000	0.00
04/30/2022	05/06/2022	PURCHASED 1,007.553 SHS AT 8.15 FOR REINVESTMENT ACCOUNT 1055087410	8,211.56	8,211.56 8,211.56		0.00 0.0000	0.00
05/31/2022	06/08/2022	PURCHASED 968.934 SHS AT 8.18 FOR REINVESTMENT ACCOUNT 1055087410	7,925.88	7,925.88 7,925.88		0.00 0.0000	0.00
CUSIP # 921937504							
VANGUARD TOTL BD MKT IDX-INS							
08/02/2021	08/05/2021	PURCHASED .116 SHS AT 11.4655 FOR REINVESTMENT ACCOUNT 1055087410	1.33	1.33 1.33		0.00 0.0000	0.00
09/01/2021	09/01/2021	PURCHASED .117 SHS AT 11.3675 FOR REINVESTMENT ACCOUNT 1055087410	1.33	1.33 1.33		0.00 0.0000	0.00
09/02/2021	09/03/2021	SOLD 74.706 SHS AT 11.40 ACCOUNT 1055087410	851.65	844.95 844.95	6.70 6.70	0.00 0.0000	0.00
03/23/2022	03/24/2022	SOLD .008 SHS AT 10.48 ACCOUNT 1055087410	0.08	0.09 0.09	0.01- 0.01-	0.00 0.0000	0.00

CUSIP # 00771X419

PINEBRIDGE GQG PARTNERS EMERGING
MARKETS EQUITY FUND- INST

ACCOUNT STATEMENT

Statement Period
Account Number07/01/2021 through 06/30/2022
M04690

186

Broker Commissions Report

TRADE DATE	SETTLE DATE	DESCRIPTION	PURCHASE/SALE COST/PROCEEDS	MKT/COST BASIS	MKT/COST GAIN/LOSS	COMMISSIONS/ PER SHARE	EXPENSES
09/02/2021	09/03/2021	PURCHASED 15,522.876 SHS AT 18.36 ACCOUNT 1055087410	285,000.00	285,000.00 285,000.00		0.00 0.0000	0.00
12/15/2021	12/17/2021	PURCHASED 3,314.37 SHS AT 17.03 FOR REINVESTMENT ACCOUNT 1055087410	56,443.72	56,443.72 56,443.72		0.00 0.0000	0.00
12/31/2021	01/04/2022	PURCHASED 5,452.471 SHS AT 16.84 FOR REINVESTMENT ACCOUNT 1055087410	91,819.61	91,819.61 91,819.61		0.00 0.0000	0.00
CUSIP # 207019704							
CONESTOGA FDS SMLL CAP INSTL CL							
12/03/2021	12/06/2021	PURCHASED 1,962.034 SHS AT 84.00 FOR REINVESTMENT ACCOUNT 1055087410	164,810.86	164,810.86 164,810.86		0.00 0.0000	0.00
12/21/2021	12/22/2021	SOLD 707.297 SHS AT 84.83 ACCOUNT 1055087410	60,000.00	59,285.40 57,114.02	714.60 2,885.98	0.00 0.0000	0.00
CUSIP # 315911727							
FIDELITY INTERNATIONAL INDEX FUND-PRM							
09/02/2021	09/03/2021	PURCHASED 3,879.729 SHS AT 51.55 ACCOUNT 1055087410	200,000.00	200,000.00 200,000.00		0.00 0.0000	0.00
12/13/2021	02/16/2022	PURCHASED 2,318.979 SHS AT 48.45 FOR REINVESTMENT ACCOUNT 1055087410	112,354.54	112,354.54 112,354.54		0.00 0.0000	0.00
CUSIP # 315911750							
FIDELITY 500 INDEX FUND-AI							
07/06/2021	07/07/2021	PURCHASED 332.302 SHS AT 151.0299 FOR REINVESTMENT ACCOUNT 1055087410	50,187.54	50,187.54 50,187.54		0.00 0.0000	0.00
10/04/2021	10/05/2021	PURCHASED 353.949 SHS AT 151.15 FOR REINVESTMENT ACCOUNT 1055087410	53,499.38	53,499.38 53,499.38		0.00 0.0000	0.00

ACCOUNT STATEMENT

Statement Period
Account Number07/01/2021 through 06/30/2022
M04690

186

Broker Commissions Report

TRADE DATE	SETTLMT DATE	DESCRIPTION	PURCHASE/SALE COST/PROCEEDS	MKT/COST BASIS	MKT/COST GAIN/LOSS	COMMISSIONS/ PER SHARE	EXPENSES
12/13/2021	12/14/2021	PURCHASED 363.624 SHS AT 163.3299 FOR REINVESTMENT ACCOUNT 1055087410	59,390.67	59,390.67 59,390.67		0.00 0.0000	0.00
12/21/2021	12/22/2021	SOLD 2,791.39 SHS AT 161.21 ACCOUNT 1055087410	450,000.00	417,728.58 406,364.84	32,271.42 43,635.16	0.00 0.0000	0.00
04/11/2022	04/12/2022	PURCHASED 294.826 SHS AT 155.8298 FOR REINVESTMENT ACCOUNT 1055087410	45,942.68	45,942.68 45,942.68		0.00 0.0000	0.00
CUSIP # 46141P297							
VAUGHAN NELSON SMALL CAP VALUE ARISTOTLE INTERNATIONAL EQUITY FUND - INST							
09/02/2021	09/03/2021	PURCHASED 14,502.763 SHS AT 14.48 ACCOUNT 1055087410	210,000.00	210,000.00 210,000.00		0.00 0.0000	0.00
12/15/2021	12/20/2021	PURCHASED 2,093.497 SHS AT 14.17 FOR REINVESTMENT ACCOUNT 1055087410	29,664.85	29,664.85 29,664.85		0.00 0.0000	0.00
12/15/2021	12/20/2021	PURCHASED 2,632.68 SHS AT 14.17 FOR REINVESTMENT ACCOUNT 1055087410	37,305.08	37,305.08 37,305.08		0.00 0.0000	0.00
CUSIP # 552966806							
MFS INSTL TR							
09/02/2021	09/03/2021	PURCHASED 3,879.311 SHS AT 34.80 ACCOUNT 1055087410	135,000.00	135,000.00 135,000.00		0.00 0.0000	0.00
12/10/2021	12/15/2021	PURCHASED 3,676.015 SHS AT 32.92 FOR REINVESTMENT ACCOUNT 1055087410	121,014.43	121,014.43 121,014.43		0.00 0.0000	0.00
12/10/2021	12/15/2021	PURCHASED 51.858 SHS AT 32.9199 FOR REINVESTMENT ACCOUNT 1055087410	1,707.16	1,707.16 1,707.16		0.00 0.0000	0.00
12/10/2021	12/15/2021	PURCHASED 2,291.04 SHS AT 32.92 FOR REINVESTMENT ACCOUNT 1055087410	75,421.04	75,421.04 75,421.04		0.00 0.0000	0.00

ACCOUNT STATEMENT

Statement Period
Account Number07/01/2021 through 06/30/2022
M04690

186

Broker Commissions Report

TRADE DATE	SETTLE DATE	DESCRIPTION	PURCHASE/SALE COST/PROCEEDS	MKT/COST BASIS	MKT/COST GAIN/LOSS	COMMISSIONS/ PER SHARE	EXPENSES
CUSIP # 742537467							
PRINCIPAL FDS INC CALI MUN INSTL :DIVERSIFIED REAL ASSET FUND; CLASS R-6 SHARES							
09/02/2021	09/03/2021	PURCHASED 9,150.805 SHS AT 13.66 ACCOUNT 1055087410	125,000.00	125,000.00 125,000.00		0.00 0.0000	0.00
09/20/2021	09/22/2021	PURCHASED 6,790.961 SHS AT 12.95 FOR REINVESTMENT ACCOUNT 1055087410	87,942.94	87,942.94 87,942.94		0.00 0.0000	0.00
12/20/2021	12/28/2021	PURCHASED 371.535 SHS AT 13.07 FOR REINVESTMENT ACCOUNT 1055087410	4,855.96	4,855.96 4,855.96		0.00 0.0000	0.00
12/20/2021	12/28/2021	PURCHASED 2,913.998 SHS AT 13.07 FOR REINVESTMENT ACCOUNT 1055087410	38,085.95	38,085.95 38,085.95		0.00 0.0000	0.00
12/21/2021	12/22/2021	SOLD 3,023.432 SHS AT 13.23 ACCOUNT 1055087410	40,000.00	40,213.67 40,110.65	213.67- 110.65-	0.00 0.0000	0.00
12/29/2021	01/03/2022	PURCHASED 5,696.815 SHS AT 13.21 FOR REINVESTMENT ACCOUNT 1055087410	75,254.92	75,254.92 75,254.92		0.00 0.0000	0.00
03/17/2022	03/21/2022	PURCHASED 993.069 SHS AT 13.71 FOR REINVESTMENT ACCOUNT 1055087410	13,614.98	13,614.98 13,614.98		0.00 0.0000	0.00
03/23/2022	03/24/2022	SOLD 27,757.751 SHS AT 13.87 ACCOUNT 1055087410	385,000.00	369,184.23 368,191.01	15,815.77 16,808.99	0.00 0.0000	0.00
06/17/2022	06/22/2022	PURCHASED 1,251.93 SHS AT 12.58 FOR REINVESTMENT ACCOUNT 1055087410	15,749.28	15,749.28 15,749.28		0.00 0.0000	0.00
06/24/2022	06/27/2022	SOLD 11,462.451 SHS AT 12.65 ACCOUNT 1055087410	145,000.00	152,405.83 151,998.03	7,405.83- 6,998.03-	0.00 0.0000	0.00

CUSIP # 749255345

RBB FD INC ROBECO BOSTON
PARTNERS SMALL CAP VALUE FD
INSTL SHS FORMERLY BOSTON
PARTNERS MICRO CAP VALUE FD

ACCOUNT STATEMENT

Statement Period
Account Number

07/01/2021 through 06/30/2022
M04690

186

Broker Commissions Report

TRADE DATE	SETTLMT DATE	DESCRIPTION	PURCHASE/SALE COST/PROCEEDS	MKT/COST BASIS	MKT/COST GAIN/LOSS	COMMISSIONS/ PER SHARE	EXPENSES
12/09/2021	12/15/2021	PURCHASED 4,578.222 SHS AT 30.15 FOR REINVESTMENT ACCOUNT 1055087410	138,033.39	138,033.39 138,033.39		0.00 0.0000	0.00
12/09/2021	12/15/2021	PURCHASED 1,503.254 SHS AT 30.15 FOR REINVESTMENT ACCOUNT 1055087410	45,323.11	45,323.11 45,323.11		0.00 0.0000	0.00
12/09/2021	12/15/2021	PURCHASED 358.324 SHS AT 30.15 FOR REINVESTMENT ACCOUNT 1055087410	10,803.48	10,803.48 10,803.48		0.00 0.0000	0.00
TOTAL NO BROKER						0.00	0.00
TOTAL BROKER COMMISSIONS						0.00	0.00

ACCOUNT STATEMENT

Statement Period
Account Number

07/01/2021 through 06/30/2022
M04690

186

MESSAGE PAGE

ERISA PLAN NOTICE

ERISA PLAN SPONSORS MUST GO TO THE DEPARTMENT OF LABOR'S WEBSITE TO ELECTRONICALLY COMPLETE FORM 5500 REPORTING, AS REQUIRED BY ERISA AND THE INTERNAL REVENUE CODE FOR PLAN YEARS THAT BEGIN AFTER 12/31/2008. YOU CAN REACH THE REPORTING TOOL, FILING REQUIREMENTS AND A LIST OF FREQUENTLY ASKED QUESTIONS AT: WWW.EFAST.DOL.GOV

AS A REMINDER, YOUR ANNUAL STATEMENT, AVAILABLE ON CUSTODY ONLINE*, INCLUDES THE FOLLOWING REPORTS WHICH CAN BE ATTACHED IN .PDF FORMAT TO THE ELECTRONIC 5500 FILING:**

UNREALIZED GAINS AND LOSSES
SCHEDULE H, PART I AND PART II
REPORT OF 5% TRANSACTIONS
5500 STATEMENT OF REALIZED GAIN (LOSS)
INCOME EARNED AND ACCRUED

* IF YOU DO NOT HAVE ACCESS TO CUSTODY ONLINE, OUR FREE INTERNET PRODUCT WHICH PROVIDES ACCESS TO YOUR TRUST ACCOUNT DATA AND STATEMENTS, PLEASE CONTACT YOUR RELATIONSHIP MANAGER TO SIGN UP, OR FOR AN ELECTRONIC FILE OF YOUR ANNUAL STATEMENT.

ACCOUNT STATEMENT

Statement Period
Account Number

07/01/2021 through 06/30/2022
M04690

186

MESSAGE PAGE

SWEEP

COMERICA OFFERS A VAST ARRAY OF MONEY MARKET SWEEP VEHICLE OPTIONS TO OUR CLIENTS, INCLUDING GOVERNMENT, TREASURY AND TAX-EXEMPT FUNDS.

PLEASE CONTACT YOUR RELATIONSHIP MANAGER FOR ADDITIONAL INFORMATION ON SWEEP OPTIONS.

COMERICA DOES NOT GUARANTEE INVESTMENT RESULTS. WHERE NON-DEPOSIT INVESTMENT PRODUCTS ARE USED, SUCH INVESTMENT PRODUCTS ARE NOT INSURED BY THE FDIC; ARE NOT DEPOSITS OF OR OTHER OBLIGATIONS OF COMERICA AND ARE NOT GUARANTEED BY COMERICA; AND ARE SUBJECT TO INVESTMENT RISKS, INCLUDING THE POSSIBLE LOSS OF THE PRINCIPAL INVESTED.

IMPORTANT NEWS REGARDING ACH (DIRECT DEPOSIT) PAYMENTS

THE NATIONAL AUTOMATED CLEARING HOUSE ASSOCIATION (NACHA) REQUIRES THAT ALL PARTIES TO AN ACH TRANSACTION MUST CLASSIFY PAYMENTS TRANSMITTED TO OR RECEIVED FROM, A FINANCIAL AGENCY OUTSIDE THE U.S. AS AN INTERNATIONAL ACH TRANSACTION (IAT). THE FEDERAL BANK SECRECY ACT REQUIRES THAT ADDITIONAL DATA BE SENT WITH AN IAT.

THERE ARE SUBSTANTIAL MONETARY PENALTIES FOR VIOLATION OF THE IAT RULES, SO IT IS IMPORTANT FOR US TO WORK TOGETHER TO ENSURE FULL COMPLIANCE WITH THE RULES.

ADDITIONAL INFORMATION REQUIRED

THE ORIGINATOR OF A TRANSACTION CODED AS AN IAT (WHICH INCLUDES DIRECT DEPOSITS OF PENSION PAYMENTS WHICH ULTIMATELY END UP AT A NON-U.S. FINANCIAL AGENCY) WILL BE REQUIRED TO PROVIDE THE FOLLOWING ADDITIONAL INFORMATION TO COMERICA BANK:

NAME AND PHYSICAL ADDRESS OF THE ORIGINATOR (PLAN SPONSOR IN THE CASE OF PENSION PAYMENTS)
NAME AND PHYSICAL ADDRESS OF THE RECEIVER (BENEFICIARY)
ACCOUNT NUMBER OF THE RECEIVER
IDENTITY OF THE RECEIVER'S BANK
CORRESPONDENT BANK'S NAME, BANK ID NUMBER AND BANK BRANCH COUNTRY CODE
REASON FOR THE PAYMENT

DUE DILIGENCE FOR RETIREMENT PLANS

AS PART OF OUR DUE DILIGENCE EFFORT TO COMPLY WITH THE IAT RULES, COMERICA WILL CONTACT DIRECTLY THOSE RETIREES WHO ARE RECEIVING THEIR PENSION PAYMENTS VIA ACH AND FOR WHOM WE HAVE A FOREIGN ADDRESS. WE NEED YOUR ASSISTANCE, HOWEVER, TO IDENTIFY ANY OTHER RETIREES WHOSE PENSION PAYMENTS MIGHT BE SUBJECT TO THE IAT RULES.

ACCORDING TO NACHA, IN THE CASE OF PENSION PAYMENTS, IT IS THE EMPLOYER'S OBLIGATION TO UNDERSTAND THE LEGAL DOMICILE OF ITS RETIREES AND INQUIRE WHETHER THEY HOLD ACCOUNTS IN U.S. BANKS OR WITH OFFSHORE FINANCIAL INSTITUTIONS. THE EMPLOYER OR PLAN SPONSOR IS CONSIDERED TO BE THE "ORIGINATOR" OF THE PENSION PAYMENTS. IF YOU HAVE ANY QUESTIONS, PLEASE CONTACT YOUR RELATIONSHIP MANAGER.

ACCOUNT STATEMENT

Statement Period
Account Number

07/01/2021 through 06/30/2022
M04690

186

MESSAGE PAGE

DECLARATION OF TRUST DOCUMENTS AVAILABLE

COMERICA BANK & TRUST, N.A., THE TRUSTEE OF A VARIETY OF COMMON TRUST AND COLLECTIVE INVESTMENT FUNDS, HAS CLAIMED AN EXEMPTION FROM THE DEFINITION OF THE TERM "COMMODITY POOL OPERATOR" UNDER THE COMMODITY EXCHANGE ACT, AND IS, THEREFORE, NOT SUBJECT TO REGISTRATION UNDER THE ACT RELATIVE TO EACH OF THE FUNDS. FOR A COMPLETE LIST OF THE RELEVANT FUNDS, PLEASE CONTACT YOUR RELATIONSHIP MANAGER.

COMERICA MAY PARTICIPATE IN CLASS ACTION LAWSUITS ON YOUR BEHALF UNLESS OTHERWISE INSTRUCTED.
IF A SETTLEMENT IS RECEIVED, COMERICA MAY CHARGE A FEE OF \$10 WHEN THE PROCEEDS ARE POSTED TO THE ACCOUNT.

RABBI TRUST

"FOR NON-QUALIFIED RABBI TRUST CLIENTS, THE ANNUAL STATEMENT CONTAINS THE INFORMATION NEEDED TO ASSIST PLAN SPONSORS IN COMPUTING TAXABLE INCOME AND FULFILLING THEIR TAX REPORTING REQUIREMENTS."

ACCOUNT STATEMENT

Statement Period
Account Number

07/01/2021 through 06/30/2022
M04687

186

ANNUAL CERTIFICATION

WE HEREBY CERTIFY THAT, TO THE BEST OF OUR KNOWLEDGE AND BELIEF, THE FOREGOING STATEMENT OF RECEIPTS AND DISBURSEMENTS AND ATTACHED STATEMENT OF ASSETS, SUPPORTED BY RESPECTIVE SCHEDULES, FURNISHED PURSUANT TO ERISA REGULATION 2520.103-5(C), ARE ACCURATE AND COMPLETE STATEMENTS ACCORDING TO OUR RECORDS OF THE ACCOUNT. SECURITIES AND OTHER ASSETS LISTED IN THIS REPORT ARE HELD BY THE BANK AS OF THE FISCAL PERIOD, EXCEPT AS OTHERWISE NOTED. WE FURTHER CERTIFY THAT, TO THE BEST OF OUR KNOWLEDGE AND BELIEF, THIS ACCOUNT HOLDS NO KNOWN WORTHLESS SECURITIES, NO LEASES OR LOANS IN DEFAULT OR CLASSIFIED AS UNCOLLECTIBLE (EXCEPT AS IDENTIFIED ON THE MOST RECENT LOANS OUTSTANDING REPORT), AND HAS NOT PARTICIPATED IN ANY TRANSACTIONS CONSTRUED TO BE PARTY-IN-INTEREST TRANSACTIONS. EXCEPTIONS TO THIS PROVISION ARE SUPPORTED BY SCHEDULES ATTACHED TO THIS REPORT.

COMERICA WILL FILE, PURSUANT TO ERISA REGULATION 2520.103-9(C), A FORM 5500 AS A DIRECT FILING ENTITY FOR THE COLLECTIVE FUNDS DESCRIBED ON THE FOLLOWING PAGE FOR THE FISCAL YEAR ENDING WITH OR WITHIN YOUR PLAN'S CURRENT PLAN YEAR. WHEN REQUESTED, COMERICA WILL PROVIDE A COPY OF THE STATEMENT OF ASSETS AND LIABILITIES FOR EACH FUND YOUR TRUST ACCOUNT HELD DURING THE YEAR. PLEASE CONTACT YOUR RELATIONSHIP MANAGER TO OBTAIN THIS INFORMATION.

YOU DO NOT NEED TO FILE THE COMPLETE AUDITED COLLECTIVE FUND FINANCIAL STATEMENTS WITH YOUR 5500. HOWEVER, THOSE AUDITED STATEMENTS ARE AVAILABLE UPON REQUEST TO YOUR RELATIONSHIP MANAGER AT THE NUMBER LISTED ON YOUR ACCOUNT STATEMENT. YOU MAY OBTAIN WITHOUT CHARGE A COPY OF THE REPORT OF ANY COLLECTIVE FUND IN WHICH YOUR TRUST PARTICIPATES.

COMERICA BANK AND TRUST, N.A.
COMERICA BANK
BY:/S/ CINDY HIGGINS, SENIOR VICE PRESIDENT, INSTITUTIONAL SERVICES GROUP 06/30/2022.

ACCOUNT STATEMENT

Statement Period
Account Number

07/01/2021 through 06/30/2022
M04687

186

ANNUAL CERTIFICATION

COMERICA COLLECTIVE FUNDS FOR RETIREMENT PLANS

SHORT TERM FUND	47-7305132-001	MEDIUM CAP INDEX FUND	38-6589863-001
FOREIGN EQUITY INDEX FUND	38-6589861-001	ATLANTA SOSNOFF STRATEGIC BALANCED FUND	82-6421043-001
ADVISORY RESEARCH SMALL CAP VALUE FUND	27-6191763-001	CHARTWELL MID CAP VALUE CIT	85-6334110-001
LARGE CAP EQUITY INDEX FUND	38-6555647-001	CHARTWELL SHORT DURATION HIGH YIELD CIT	85-6285527-001
BOND INDEX FUND	38-6555716-001	U.S. GOVERNMENT LONG BOND FUND	83-6452577-001
SMALL CAP INDEX FUND	38-3192888-001	U.S. TIP NOTES-INTERMEDIATE INDEX FUND	83-6457566-001
LARGE CAP GROWTH INDEX FUND	38-3192893-001	CONESTOGA SMALL CAP GROWTH COLLECTIVE FUND	82-6178890-001
LARGE CAP VALUE INDEX FUND	38-3192894-001	FULLER & THALER SMALL CAP CORE EQUITY FUND	81-6912326-001
SDA EMERGING MARKETS EQUITY INDEX FUND	47-6560409-001	TROWEL TRADES S&P 500 INDEX FUND	38-3558170-001
DESTINATION RETIREMENT FUND	37-1486625-001	U.S. ALL CAP COMPOSITE EQUITY INDEX FUND	30-0216651-001
DESTINATION 2015 FUND	37-1486618-001	DESTINATION 2025 FUND	37-1486619-001
DESTINATION 2035 FUND	37-1486620-001	DESTINATION 2045 FUND	37-1486621-001
DESTINATION 2055 FUND	46-7242480-001	U.S. GOVERNMENT LONG BOND FUND CIF	83-6452577-001
SDA U.S. EQUITY MARKET FUND	83-6446194-001	SEIZERT CAPITAL PARTNERS LARGE CAP VALUE CIT	47-7154760-001
DRZ VALUE EQUITY	45-6755963-001	SUMMIT CREEK ADVISORS SMALL CAP GROWTH FUND	81-6974631-001
FIDUCIARY INVESTMENT TR AGGRESSIVE	47-6646422-001	FIDUCIARY INVESTMENT TR BALANCED	47-6652256-001
FIDUCIARY INVESTMENT TR CONSERVATIVE	47-6658632-001	FIDUCIARY INVESTMENT TR CORE SERIES: BOND	82-6760208-001
FIDUCIARY INV TR CORE SERIES: INTERNATIONAL EQ	82-6757275-001	FIDUCIARY INVESTMENT TR CORE SERIES: LARGE CAP	82-6749519-001
FIDUCIARY INVESTMENT TR CORE SERIES: MID CAP	82-6750538-001	FIDUCIARY INV TR CORE SERIES: OPPORTUNISTIC GLOBAL	82-6763925-001
FIDUCIARY INVESTMENT TR CORE SERIES: SMALL CAP	82-6753772-001	FIDUCIARY INVESTMENT TR GROWTH PORTFOLIO	47-6649174-001
FIDUCIARY INVESTMENT TR MODERATELY CONSERVATIVE	47-6655437-001	WEDGE MID CAP VALUE CIT	46-6998515-001
WEDGE SMALL CAP VALUE CIT	81-6507188-001	WEDGE SMID CAP VALUE CIT	82-6571037-001
WESTFIELD MID CAP GROWTH EQUITY CIT	82-6649344-001	WESTFIELD SMALL/MID CAP GROWTH EQUITY CIT	82-6648070-001
BLUE GRANITE CAPITAL LARGE CAP EQUITY INC	85-6689946-001	BLUE GRANITE CAP SHORT-INTERMEDIATE DURATION FIXED INC	85-6695096-001
WEDGE QVM LARGE CAP VALUE CIT	85-6492895-001		

COMERICA FUNDS FOR HEALTH & WELFARE PLANS (584 FUNDS)

AGGREGATE BOND INDEX FUND	30-6632982-001	INTERMEDIATE GOVERNMENT BOND INDEX FUND	61-1903889-001
MIDCAP INDEX FUND	36-7725875-001	SMALL CAP INDEX FUND	37-6677894-001
LARGE CAP INDEX FUND	36-7726328-001	SHORT TERM INVESTMENT CTF	47-6569677-001

ACCOUNT STATEMENT

Statement Period
Account Number

07/01/2021 through 06/30/2022
M04687

186

MESSAGE PAGE

PRICING

MARKET PRICES SHOWN HAVE BEEN OBTAINED FROM PRICING SERVICES WHICH WE BELIEVE ARE RELIABLE; HOWEVER, WE CANNOT GUARANTEE THEIR ACCURACY OR THAT SECURITIES CAN BE BOUGHT OR SOLD FOR THESE PRICES. SOME UNREGISTERED AND ILLIQUID SECURITIES MAY NOT HAVE INDEPENDENTLY PROVIDED PRICING, AND MAY ONLY HAVE PRICING PROVIDED BY THE ISSUER OF THE SECURITY, WHICH MAY INCLUDE ESTIMATES OR OTHER UNVERIFIED PRICES. WE WILL BE GLAD TO PROVIDE YOU FURTHER DETAILS UPON REQUEST.

FLOAT

COMERICA USES A GENERAL DISBURSEMENT CHECKING ACCOUNT TO PROCESS LUMP SUM AND PERIODIC DISTRIBUTIONS. THIS IS A NON-INTEREST BEARING ACCOUNT FROM WHICH COMERICA MAY RECEIVE FLOAT. FLOAT IS EARNED AT THE FED FUNDS RATE, AS PUBLISHED IN THE WALL STREET JOURNAL OR ON THE FEDERAL RESERVE'S WEB SITE. COMERICA MAY BEGIN EARNING FLOAT ONCE THE FUNDS ARE TRANSFERRED FROM YOUR TRUST ACCOUNT TO THE GENERAL DISBURSEMENT CHECKING ACCOUNT. FOR PERIODIC DISTRIBUTIONS, THE TRANSFER TYPICALLY TAKES PLACE ON THE FIRST BUSINESS DAY OF THE MONTH. FOR LUMP SUM DISTRIBUTIONS, THE TRANSFER TYPICALLY OCCURS ON THE DAY THE CHECK IS ISSUED. COMERICA CONTINUES TO RECEIVE FLOAT ON SUCH FUNDS UNTIL SUCH TIME AS: THE CHECK IS PRESENTED FOR PAYMENT OR THE FUNDS ARE DISPOSED OF PURSUANT TO AN UNCLAIMED FUNDS PROCEDURE. PERIODIC DISTRIBUTIONS PAID BY DIRECT DEPOSIT DO NOT GENERATE FLOAT, AND PROVIDE IMPROVED FUNDS AVAILABILITY FOR RECIPIENTS. IF YOU APPROVE OF THESE ARRANGEMENTS, YOU NEED TO DO NOTHING FURTHER. OTHERWISE, PLEASE CONTACT YOUR RELATIONSHIP MANAGER FOR FURTHER INFORMATION.

CASH EQUIVALENTS

COMERICA CALCULATES SWEEP FEES OR FUND LEVEL FEES ON A 360 DAY BASIS.

FOREIGN TAX RECLAIMS DISCLOSURE

DIVIDENDS FROM AMERICAN DEPOSITARY RECEIPTS (ADRs) AND OTHER FOREIGN INVESTMENTS MAY BE SUBJECT TO TAX WITHHOLDING BY THE ISSUERS' HOME-COUNTRY GOVERNMENTS. COMERICA ENGAGED GLOBE TAX SERVICES, INC., TO PROVIDE CROSS-BORDER WITHHOLDING RECOVERY SERVICES ON BEHALF OF CLIENTS WITH THE APPLICABLE FOREIGN TAX AUTHORITIES. IF YOU WISH TO OPT INTO THIS SERVICE, PLEASE CONTACT YOUR RELATIONSHIP MANAGER.

SERVICING FEE

COMERICA MAY BE PAID BY NON-PROPRIETARY FUNDS FOR PERFORMING SERVICES FOR THE FUNDS.

ACCOUNT STATEMENT

Statement Period
Account Number

07/01/2021 through 06/30/2022
M04687

186

MESSAGE PAGE

TO ALL HOLDERS OF THE COMERICA SHORT TERM INVESTMENT FUND (STIF)

DETAILED INFORMATION ABOUT THE FUND IS AVAILABLE TO ALL HOLDERS OF THE COMERICA SHORT TERM INVESTMENT FUND (STIF) ON A MONTHLY BASIS INCLUDING: TOTAL ASSETS, SHADOW NAV, AND INDIVIDUAL SECURITY INFORMATION.

THIS INFORMATION WILL BE AVAILABLE AFTER THE 7TH BUSINESS DAY OF THE MONTH AND CAN BE FOUND ON THE 'SPECIAL REPORTS' TAB IN CUSTODY ONLINE, UNDER THE MASTER ACCOUNT NUMBER M87890. IF YOU ARE NOT A CURRENT USER OF CUSTODY ONLINE, PLEASE CONTACT YOUR RELATIONSHIP MANAGER TO OBTAIN ACCESS OR TO HAVE THIS INFORMATION SENT TO YOU.

CLASS ACTION NOTIFICATIONS:

FOR YOUR REFERENCE, WE HAVE CREATED A SPECIAL LINK ([COMERICA.COM/CLASSACTIONS](https://comerica.com/classactions)) FOR UPCOMING SECURITY CLASS ACTION FILINGS. THIS LINK WILL OPEN A REGULARLY UPDATED PDF CONTAINING RELEVANT INFORMATION. PLEASE REFER TO THIS SITE FOR NOTIFICATION ABOUT CLASS ACTIONS WHICH MAY AFFECT YOUR ACCOUNT. CONTACT YOUR RELATIONSHIP MANAGER WITH ANY QUESTIONS.

ACCOUNT STATEMENT

Statement Period
Account Number

07/01/2021 through 06/30/2022
M04687

186

Table Of Contents

Index Of Related Accounts	1
Changes In Net Assets	2
Summary Of Assets	3
Schedule Of Assets Held	5
Summary Of Cash Transactions	8
Schedule Of Income Earned	9
Schedule Of Cash Receipts	27
Schedule Of Cash Disbursements	28
Schedule Of Asset Acquisitions	30
Schedule Of Asset Dispositions	46
5500 Schedule H, Part 1 Asset And Liability Statement	50
5500 Schedule H, Part 2 Income And Expense Statement	
Report Of 5% Transactions	53
Broker Commissions Report	57

ACCOUNT STATEMENT

Statement Period
Account Number

07/01/2021 through 06/30/2022
M04687

186

Index Of Related Accounts

THIS REPORT CONSOLIDATES THE ACTIVITY OF
THE FOLLOWING ACCOUNTS:

ACCOUNT	NAME
1055087385	TOWN OF NEWTOWN OPEB - CASH
1055087394	TOWN OF NEWTOWN OPEB - MUTUAL FUNDS

ACCOUNT STATEMENT

Statement Period
Account Number

07/01/2021 through 06/30/2022
M04687

186

Changes In Net Assets

	COST VALUE	MARKET VALUE
BEGINNING BALANCE AS OF 07/01/2021	4,056,586.19	4,098,574.24
EARNINGS		
CASH INCOME	129,571.57	129,571.57
LESS PRIOR ACCRUED INCOME	674.15-	674.15-
PLUS CURRENT ACCRUED INCOME	1,505.24	1,505.24
REALIZED GAIN/LOSS ON SALE OF ASSETS	7,634.92-	7,634.92-
NET UNREALIZED GAIN OR LOSS	0.00	662,054.58-
TOTAL EARNINGS	122,767.74	539,286.84-
CONTRIBUTIONS & OTHER INCREASES		
TRANSFERS	200,000.00	200,000.00
TOTAL CONTRIBUTIONS & OTHER INCREASES	200,000.00	200,000.00
DISTRIBUTIONS & OTHER DECREASES		
FEES & EXPENSES	16,419.37-	16,419.37-
TOTAL DISTRIBUTIONS & OTHER DECREASES	16,419.37-	16,419.37-
ENDING BALANCE AS OF 06/30/2022	4,362,934.56	3,742,868.03

ACCOUNT STATEMENT

Statement Period
Account Number

07/01/2021 through 06/30/2022
M04687

186

Summary Of Assets

	AS OF 07/01/2021		AS OF 06/30/2022	
	COST	MARKET	COST	MARKET
	VALUE	VALUE	VALUE	VALUE
A S S E T S				
CASH	0.00	0.00	0.00	0.00
DUE FROM BROKERS	0.00	0.00	0.00	0.00
ACCRUED INCOME	674.15	674.15	1,505.24	1,505.24
TOTAL CASH & RECEIVABLES	674.15	674.15	1,505.24	1,505.24
DEBT SECURITIES				
OPEN END MF - FIXED INC TAX	1,418,325.18	1,427,114.44	1,550,834.90	1,378,570.23
TOTAL DEBT SECURITIES	1,418,325.18	1,427,114.44	1,550,834.90	1,378,570.23
EQUITY SECURITIES				
OPEN END MF - EQUITY	2,610,000.00	2,643,198.79	2,804,282.74	2,356,480.88
TOTAL EQUITY SECURITIES	2,610,000.00	2,643,198.79	2,804,282.74	2,356,480.88
SHORT TERM INVESTMENTS				
SHORT TERM INVESTMENTS	27,652.69	27,652.69	6,311.68	6,311.68
TOTAL SHORT TERM INVESTMENTS	27,652.69	27,652.69	6,311.68	6,311.68
TOTAL HOLDINGS	4,055,977.87	4,097,965.92	4,361,429.32	3,741,362.79
TOTAL ASSETS	4,056,652.02	4,098,640.07	4,362,934.56	3,742,868.03
L I A B I L I T I E S				
DUE TO BROKERS	65.83	65.83	0.00	0.00
TOTAL LIABILITIES	65.83	65.83	0.00	0.00
TOTAL NET ASSET VALUE	4,056,586.19	4,098,574.24	4,362,934.56	3,742,868.03


ACCOUNT STATEMENT

Statement Period
Account Number


07/01/2021 through 06/30/2022
M04687

186

Beginning Market Allocation



Ending Market Allocation



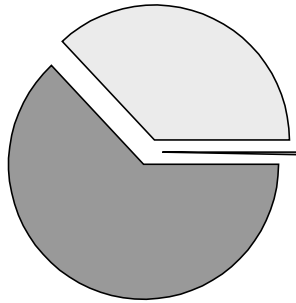
ACCOUNT STATEMENT

Statement Period
Account Number

07/01/2021 through 06/30/2022
M04687

186

Schedule Of Assets Held Investment Allocation



36.8%	DEBT SECURITIES	1,378,570.23
63.0%	EQUITY SECURITIES	2,356,480.88
0.2%	SHORT TERM INVESTMENTS	7,816.92
100.0%	Total	3,742,868.03

Investment Summary

	Cost	Market Value	% of Acct	Estim Ann Inc	Income Yield
DEBT SECURITIES	1,550,834.90	1,378,570.23	36.83	34,445	2.50
EQUITY SECURITIES	2,804,282.74	2,356,480.88	62.96	51,596	2.19
SHORT TERM INVESTMENTS	7,816.92	7,816.92	0.21	86	1.11
Total Assets	4,362,934.56	3,742,868.03	100.00	86,128	2.30

Schedule Of Assets Held

UNITS	ASSET DESCRIPTION	COST	UNIT PRICE	MARKET VALUE	UNREALIZED GAIN/LOSS	YIELD AT MARKET
	DEBT SECURITIES					
	OPEN END MF - FIXED INC TAX					
40,112.423	BAIRD AGGREGATE BOND FUND 057071854	457,499.07	10.01	401,525.35	55,973.72-	2.198
	ACCOUNT 1055087394	40,112.423				

ACCOUNT STATEMENT

Statement Period
Account Number07/01/2021 through 06/30/2022
M04687

186

Schedule Of Assets Held

UNITS	ASSET DESCRIPTION	COST	UNIT PRICE	MARKET VALUE	UNREALIZED GAIN/LOSS	YIELD AT MARKET
47,054.232	BLACKROCK FDS V STRATEGIC INCOME OPPORTUNITES PORTFOLIO-K 09260B374 ACCOUNT 1055087394 47,054.232	481,532.78	9.49	446,544.66	34,988.12-	2.540
44,475.091	METROPOLITAN WEST FDS T/R BD-PLN 592905764 ACCOUNT 1055087394 44,475.091	454,778.22	8.95	398,052.06	56,726.16-	1.799
17,450.35	PIMCO HIGH YIELD FD INSTL 693390841 ACCOUNT 1055087394 17,450.35	157,024.83	7.59	132,448.16	24,576.67-	5.375
	TOTAL OPEN END MF - FIXED INC TAX	1,550,834.90		1,378,570.23	172,264.67-	
EQUITY SECURITIES						
OPEN END MF - EQUITY						
16,293.134	PINEBRIDGE GQG PARTNERS EMERGING MARKETS EQUITY FUND- INST 00771X419 ACCOUNT 1055087394 16,293.134	298,422.43	13.88	226,148.70	72,273.73-	2.925
2,615.263	CONESTOGA FDS SMLL CAP INSTL CL 207019704 ACCOUNT 1055087394 2,615.263	211,174.05	61.67	161,283.27	49,890.78-	0.000
5,770.24	FIDELITY INTERNATIONAL INDEX FUND-PRM 315911727 ACCOUNT 1055087394 5,770.24	289,884.16	39.83	229,828.66	60,055.50-	3.794
7,034.256	FIDELITY 500 INDEX FUND-AI 315911750 ACCOUNT 1055087394 7,034.256	1,024,427.63	131.92	927,959.05	96,468.58-	1.568
18,712.893	VAUGHAN NELSON SMALL CAP VALUE ARISTOTLE INTERNATIONAL EQUITY FUND - INST 46141P297 ACCOUNT 1055087394 18,712.893	264,671.37	11.01	206,028.95	58,642.42-	1.026
8,071.841	MFS INSTL TR 552966806 ACCOUNT 1055087394 8,071.841	268,827.87	26.83	216,567.49	52,260.38-	2.564

ACCOUNT STATEMENT

Statement Period
Account Number

07/01/2021 through 06/30/2022
M04687

186

Schedule Of Assets Held

UNITS	ASSET DESCRIPTION	COST	UNIT PRICE	MARKET VALUE	UNREALIZED GAIN/LOSS	YIELD AT MARKET
16,006.004	PRINCIPAL FDS INC CALI MUN INSTL :DIVERSIFIED REAL ASSET FUND; CLASS R-6 SHARES 742537467 ACCOUNT 1055087394 16,006.004	212,412.74	12.46	199,434.81	12,977.93-	6.613
7,217.008	RBB FD INC ROBECO BOSTON PARTNERS SMALL CAP VALUE FD INSTL SHS FORMERLY BOSTON PARTNERS MICRO CAP VALUE FD 749255345 ACCOUNT 1055087394 7,217.008	234,462.49	26.22	189,229.95	45,232.54-	0.454
	TOTAL OPEN END MF - EQUITY	2,804,282.74		2,356,480.88	447,801.86-	
	SHORT TERM INVESTMENTS					
	SHORT TERM INVESTMENTS					
6,311.68	GOLDMAN SACHS FINANCIAL SQUARE FUNDS- GOVERNMENT FUND-FS 38141W273 ACCOUNT 1055087385 6,311.68	6,311.68	1.00	6,311.68	0.00	1.370
	ACCRUED INCOME	1,505.24		1,505.24	0.00	0.000
	TOTAL SHORT TERM INVESTMENTS	7,816.92		7,816.92	0.00	
	Total Assets	4,362,934.56		3,742,868.03	620,066.53-	

ACCOUNT STATEMENT

Statement Period
Account Number

07/01/2021 through 06/30/2022
M04687

186

Summary Of Cash Transactions

R E C E I P T S

CASH BALANCE AS OF 07/01/2021		65.83 -
INCOME RECEIVED		
DIVIDENDS	129,559.78	
INTEREST	11.79	
TOTAL INCOME RECEIPTS		129,571.57
CASH RECEIPTS		
TRANSFERS	200,000.00	
TOTAL CASH RECEIPTS		200,000.00
PROCEEDS FROM THE DISPOSITION OF ASSETS		367,298.09
TOTAL RECEIPTS		696,869.66

D I S B U R S E M E N T S

CASH DISBURSEMENTS		
FEES & EXPENSES	16,419.37 -	
TOTAL CASH DISBURSEMENTS		16,419.37 -
COST OF ACQUISITION OF ASSETS		680,384.46 -
TOTAL DISBURSEMENTS		696,803.83 -
CASH BALANCE AS OF 06/30/2022		0.00

THE ENDING CASH BALANCE CONSISTS OF:

CASH	0.00
DUE FROM BROKER	0.00
DUE TO BROKER	0.00
TOTAL CASH	0.00

ACCOUNT STATEMENT

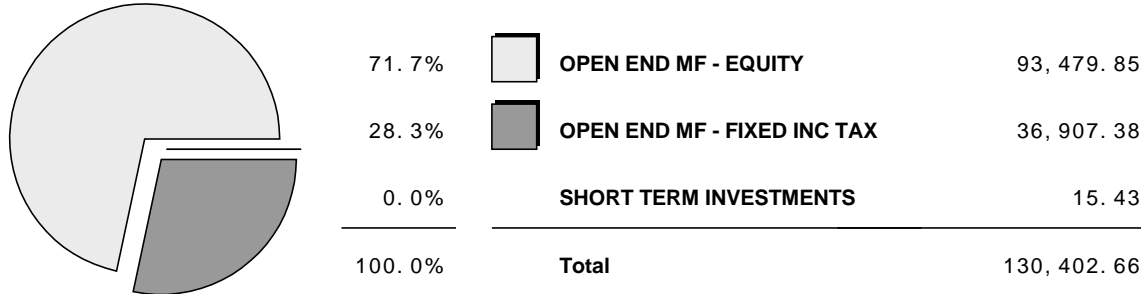
Statement Period
Account Number

07/01/2021 through 06/30/2022
M04687

186

Schedule Of Income Earned

Income Allocation



Income Schedule

DATE	DESCRIPTION	BEGINNING ACCRUAL / RECEIVABLE	CASH RECEIVED	ENDING ACCRUAL / RECEIVABLE	INCOME EARNED	MARKET / COST BASIS
DIVIDENDS						
	OPEN END MF - FIXED INC TAX					
	CUSIP # 057071854					
	BAIRD AGGREGATE BOND FUND					
07/29/2021	DIVIDEND ON 41,824.152 SHS BAIRD AGGREGATE BOND FUND AT .01853547 PER SHARE PAYABLE 07/28/2021 EX DATE 07/26/2021 EFFECTIVE 07/28/2021 EX 07/26/2021 ACCOUNT 1055087394		775.23			
08/27/2021	DIVIDEND ON 41,890.982 SHS BAIRD AGGREGATE BOND FUND AT .01659019 PER SHARE PAYABLE 08/26/2021 EX DATE 08/25/2021 EFFECTIVE 08/26/2021 EX 08/25/2021 ACCOUNT 1055087394		694.98			

ACCOUNT STATEMENT

Statement Period
Account Number

07/01/2021 through 06/30/2022
M04687

186

Schedule Of Income Earned

DATE	DESCRIPTION	BEGINNING ACCRUAL / RECEIVABLE	CASH RECEIVED	ENDING ACCRUAL / RECEIVABLE	INCOME EARNED	MARKET / COST BASIS
09/28/2021	DIVIDEND ON 44,541.932 SHS BAIRD AGGREGATE BOND FUND AT .0174979 PER SHARE PAYABLE 09/27/2021 EX DATE 09/23/2021 EFFECTIVE 09/27/2021 EX 09/23/2021 ACCOUNT 1055087394		779.39			
10/28/2021	DIVIDEND ON 44,609.705 SHS BAIRD AGGREGATE BOND FUND AT .0178564 PER SHARE PAYABLE 10/27/2021 EX DATE 10/25/2021 EFFECTIVE 10/27/2021 EX 10/25/2021 ACCOUNT 1055087394		796.57			
11/29/2021	DIVIDEND ON 44,679.641 SHS BAIRD AGGREGATE BOND FUND AT .01667894 PER SHARE PAYABLE 11/26/2021 EX DATE 11/23/2021 EFFECTIVE 11/26/2021 EX 11/23/2021 ACCOUNT 1055087394		745.21			
12/31/2021	LONG TERM CAPITAL GAINS DIVIDEND ON 44,745.414 SHS BAIRD AGGREGATE BOND FUND AT .01178 PER SHARE PAYABLE 12/17/2021 EX DATE 12/15/2021 EFFECTIVE 12/17/2021 EX 12/15/2021 ACCOUNT 1055087394		527.10			
12/31/2021	DIVIDEND ON 44,791.651 SHS BAIRD AGGREGATE BOND FUND AT .02224016 PER SHARE PAYABLE 12/29/2021 EX DATE 12/28/2021 EFFECTIVE 12/29/2021 EX 12/28/2021 ACCOUNT 1055087394		996.17			
01/27/2022	DIVIDEND ON 44,879.342 SHS BAIRD AGGREGATE BOND FUND AT .01419555 PER SHARE PAYABLE 01/26/2022 EX DATE 01/24/2022 EFFECTIVE 01/26/2022 EX 01/24/2022 ACCOUNT 1055087394		637.09			

ACCOUNT STATEMENT

Statement Period
Account Number

07/01/2021 through 06/30/2022
M04687

186

Schedule Of Income Earned

DATE	DESCRIPTION	BEGINNING ACCRUAL / RECEIVABLE	CASH RECEIVED	ENDING ACCRUAL / RECEIVABLE	INCOME EARNED	MARKET / COST BASIS
02/28/2022	DIVIDEND ON 44,936.583 SHS BAIRD AGGREGATE BOND FUND AT .01875787 PER SHARE PAYABLE 02/25/2022 EX DATE 02/23/2022 EFFECTIVE 02/25/2022 EX 02/23/2022 ACCOUNT 1055087394		842 . 91			
03/29/2022	DIVIDEND ON 39,810.865 SHS BAIRD AGGREGATE BOND FUND AT .01797158 PER SHARE PAYABLE 03/28/2022 EX DATE 03/24/2022 EFFECTIVE 03/28/2022 EX 03/24/2022 ACCOUNT 1055087394		715 . 46			
05/03/2022	DIVIDEND ON 39,879.004 SHS BAIRD AGGREGATE BOND FUND AT .01807386 PER SHARE PAYABLE 04/26/2022 EX DATE 04/22/2022 EFFECTIVE 04/26/2022 EX 04/25/2022 ACCOUNT 1055087394		720 . 77			
05/26/2022	DIVIDEND ON 39,949.392 SHS BAIRD AGGREGATE BOND FUND AT .02037011 PER SHARE PAYABLE 05/25/2022 EX DATE 05/23/2022 EFFECTIVE 05/25/2022 EX 05/23/2022 ACCOUNT 1055087394		813 . 77			
06/27/2022	DIVIDEND ON 40,029.095 SHS BAIRD AGGREGATE BOND FUND AT .02077517 PER SHARE PAYABLE 06/24/2022 EX DATE 06/22/2022 EFFECTIVE 06/24/2022 EX 06/22/2022 ACCOUNT 1055087394		831 . 61			
	SECURITY TOTAL	0 . 00 0 . 00	9 , 876 . 26	0 . 00 0 . 00	9 , 876 . 26	
	CUSIP # 09260B374 BLACKROCK FDS V STRATEGIC INCOME OPPORTUNITES PORTFOLIO-K					
07/02/2021	DIVIDEND ON BLACKROCK FDS V STRATEGIC INCOME OPPORTUNITES PORTFOLIO-K PAYABLE 06/30/2021 EFFECTIVE 06/30/2021 FOR 06/01/21 THROUGH 06/30/21		643 . 78			

ACCOUNT STATEMENT

Statement Period
Account Number

07/01/2021 through 06/30/2022
M04687

186

Schedule Of Income Earned

DATE	DESCRIPTION	BEGINNING ACCRUAL / RECEIVABLE	CASH RECEIVED	ENDING ACCRUAL / RECEIVABLE	INCOME EARNED	MARKET / COST BASIS
08/03/2021	DIVIDEND ON BLACKROCK FDS V STRATEGIC INCOME OPPORTUNITES PORTFOLIO-K PAYABLE 07/31/2021 EFFECTIVE 07/31/2021 FOR 07/01/21 THROUGH 07/31/21 ACCOUNT 1055087394		686.42			
09/02/2021	DIVIDEND ON BLACKROCK FDS V STRATEGIC INCOME OPPORTUNITES PORTFOLIO-K PAYABLE 08/31/2021 EFFECTIVE 08/31/2021 FOR 08/01/21 THROUGH 08/31/21 ACCOUNT 1055087394		713.26			
10/01/2021	INTEREST ON BLACKROCK FDS V STRATEGIC INCOME OPPORTUNITES PORTFOLIO-K PAYABLE 09/30/2021 EFFECTIVE 09/30/2021 FOR 09/01/21 THROUGH 09/30/21 ACCOUNT 1055087394		673.10			
11/03/2021	INTEREST ON BLACKROCK FDS V STRATEGIC INCOME OPPORTUNITES PORTFOLIO-K PAYABLE 10/31/2021 EFFECTIVE 10/31/2021 FOR 10/01/21 THROUGH 10/31/21 ACCOUNT 1055087394		618.16			
12/01/2021	INTEREST ON BLACKROCK FDS V STRATEGIC INCOME OPPORTUNITES PORTFOLIO-K PAYABLE 11/30/2021 EFFECTIVE 11/30/2021 FOR 11/01/21 THROUGH 11/30/21 ACCOUNT 1055087394		527.35			
12/27/2021	LONG TERM CAPITAL GAINS DIVIDEND ON 34,052.155 SHS BLACKROCK FDS V STRATEGIC INCOME OPPORTUNITES PORTFOLIO-K AT .033264 PER SHARE PAYABLE 12/22/2021 EX DATE 12/21/2021 EFFECTIVE 12/22/2021 EX 12/21/2021 ACCOUNT 1055087394		1,132.71			
12/27/2021	SHORT TERM CAPITAL GAINS DIVIDEND ON 34,052.155 SHS BLACKROCK FDS V STRATEGIC INCOME OPPORTUNITES PORTFOLIO-K AT .053903 PER SHARE PAYABLE 12/22/2021 EX DATE 12/21/2021 EFFECTIVE 12/22/2021		1,835.51			

ACCOUNT STATEMENT

Statement Period
Account Number

07/01/2021 through 06/30/2022
M04687

186

Schedule Of Income Earned

DATE	DESCRIPTION	BEGINNING ACCRUAL / RECEIVABLE	CASH RECEIVED	ENDING ACCRUAL / RECEIVABLE	INCOME EARNED	MARKET / COST BASIS
01/07/2022	INTEREST ON BLACKROCK FDS V STRATEGIC INCOME OPPORTUNITES PORTFOLIO-K PAYABLE 12/31/2021 EFFECTIVE 12/31/2021 FOR 12/01/21 THROUGH 12/31/21 ACCOUNT 1055087394		617.78			
02/04/2022	INTEREST ON BLACKROCK FDS V STRATEGIC INCOME OPPORTUNITES PORTFOLIO-K PAYABLE 01/31/2022 EFFECTIVE 01/31/2022 FOR 01/01/22 THROUGH 01/31/22 ACCOUNT 1055087394		582.43			
03/02/2022	INTEREST ON BLACKROCK FDS V STRATEGIC INCOME OPPORTUNITES PORTFOLIO-K PAYABLE 02/28/2022 EFFECTIVE 02/28/2022 FOR 02/01/22 THROUGH 02/28/22 ACCOUNT 1055087394		520.28			
04/05/2022	INTEREST ON BLACKROCK FDS V STRATEGIC INCOME OPPORTUNITES PORTFOLIO-K PAYABLE 03/31/2022 EFFECTIVE 03/31/2022 FOR 03/01/22 THROUGH 03/31/22 ACCOUNT 1055087394		784.44			
05/05/2022	INTEREST ON BLACKROCK FDS V STRATEGIC INCOME OPPORTUNITES PORTFOLIO-K PAYABLE 04/30/2022 EFFECTIVE 04/30/2022 FOR 04/01/22 THROUGH 04/30/22 ACCOUNT 1055087394		993.85			
06/03/2022	INTEREST ON BLACKROCK FDS V STRATEGIC INCOME OPPORTUNITES PORTFOLIO-K PAYABLE 05/31/2022 EFFECTIVE 05/31/2022 FOR 05/01/22 THROUGH 05/31/22 ACCOUNT 1055087394		1,203.71			
	ACCOUNT 1055087394	0.00 0.00	11,532.78	0.00 655.42	12,188.20	
	SECURITY TOTAL	0.00 0.00	11,532.78	0.00 655.42	12,188.20	

ACCOUNT STATEMENT

Statement Period
Account Number

07/01/2021 through 06/30/2022
M04687

186

Schedule Of Income Earned

DATE	DESCRIPTION	BEGINNING ACCRUAL / RECEIVABLE	CASH RECEIVED	ENDING ACCRUAL / RECEIVABLE	INCOME EARNED	MARKET / COST BASIS
	CUSIP # 592905764					
07/02/2021	METROPOLITAN WEST FDS T/R BD-PLN DIVIDEND ON METROPOLITAN WEST FDS T/R BD-PLN PAYABLE 06/30/2021 EFFECTIVE 06/30/2021 FOR 06/01/21 THROUGH 06/30/21 ACCOUNT 1055087394		482.24			
08/05/2021	DIVIDEND ON METROPOLITAN WEST FDS T/R BD-PLN PAYABLE 07/31/2021 EFFECTIVE 07/31/2021 FOR 07/01/21 THROUGH 07/31/21 ACCOUNT 1055087394		518.51			
09/01/2021	DIVIDEND ON METROPOLITAN WEST FDS T/R BD-PLN PAYABLE 08/31/2021 EFFECTIVE 08/31/2021 FOR 08/01/21 THROUGH 08/31/21 ACCOUNT 1055087394		541.49			
10/01/2021	DIVIDEND ON METROPOLITAN WEST FDS T/R BD-PLN PAYABLE 09/30/2021 EFFECTIVE 09/30/2021 FOR 09/01/21 THROUGH 09/30/21 ACCOUNT 1055087394		550.58			
11/02/2021	DIVIDEND ON METROPOLITAN WEST FDS T/R BD-PLN PAYABLE 10/31/2021 EFFECTIVE 10/31/2021 FOR 10/01/21 THROUGH 10/31/21 ACCOUNT 1055087394		612.24			
12/01/2021	DIVIDEND ON METROPOLITAN WEST FDS T/R BD-PLN PAYABLE 11/30/2021 EFFECTIVE 11/30/2021 FOR 11/01/21 THROUGH 11/30/21 ACCOUNT 1055087394		560.36			
12/08/2021	SHORT TERM CAPITAL GAINS DIVIDEND ON 49,778.946 SHS METROPOLITAN WEST FDS T/R BD-PLN AT .00272 PER SHARE PAYABLE 12/07/2021 EX DATE 12/06/2021 EFFECTIVE 12/07/2021 EX 12/06/2021 ACCOUNT 1055087394		135.40			

ACCOUNT STATEMENT

Statement Period
Account Number

07/01/2021 through 06/30/2022
M04687

186

Schedule Of Income Earned

DATE	DESCRIPTION	BEGINNING ACCRUAL / RECEIVABLE	CASH RECEIVED	ENDING ACCRUAL / RECEIVABLE	INCOME EARNED	MARKET / COST BASIS
01/05/2022	DIVIDEND ON METROPOLITAN WEST FDS T/R BD-PLN PAYABLE 12/31/2021 EFFECTIVE 12/31/2021 FOR 12/01/21 THROUGH 12/31/21 ACCOUNT 1055087394		674 .34			
02/04/2022	DIVIDEND ON METROPOLITAN WEST FDS T/R BD-PLN PAYABLE 01/31/2022 EFFECTIVE 01/31/2022 FOR 01/01/22 THROUGH 01/31/22 ACCOUNT 1055087394		675 .10			
03/02/2022	DIVIDEND ON METROPOLITAN WEST FDS T/R BD-PLN PAYABLE 02/28/2022 EFFECTIVE 02/28/2022 FOR 02/01/22 THROUGH 02/28/22 ACCOUNT 1055087394		686 .05			
04/05/2022	DIVIDEND ON METROPOLITAN WEST FDS T/R BD-PLN PAYABLE 03/31/2022 EFFECTIVE 03/31/2022 FOR 03/01/22 THROUGH 03/31/22 ACCOUNT 1055087394		763 .08			
05/05/2022	DIVIDEND ON METROPOLITAN WEST FDS T/R BD-PLN PAYABLE 04/30/2022 EFFECTIVE 04/30/2022 FOR 04/01/22 THROUGH 04/30/22 ACCOUNT 1055087394		741 .90			
06/08/2022	DIVIDEND ON METROPOLITAN WEST FDS T/R BD-PLN PAYABLE 05/31/2022 EFFECTIVE 05/31/2022 FOR 05/01/22 THROUGH 05/31/22 ACCOUNT 1055087394		828 .31			
	ACCOUNT 1055087394	0 .00 288 .66	7 , 769 . 60	0 .00 518 .19	7 , 999 .13	
	SECURITY TOTAL	0 .00 288 .66	7 , 769 . 60	0 .00 518 .19	7 , 999 .13	
	CUSIP # 693390841 PIMCO HIGH YIELD FD INSTL					
07/06/2021	DIVIDEND ON PIMCO HIGH YIELD FD INSTL PAYABLE 06/30/2021 EFFECTIVE 06/30/2021 FOR 06/01/21 THROUGH 06/30/21 ACCOUNT 1055087394		530 .00			

ACCOUNT STATEMENT

Statement Period
Account Number

07/01/2021 through 06/30/2022
M04687

186

Schedule Of Income Earned

DATE	DESCRIPTION	BEGINNING ACCRUAL / RECEIVABLE	CASH RECEIVED	ENDING ACCRUAL / RECEIVABLE	INCOME EARNED	MARKET / COST BASIS
08/05/2021	DIVIDEND ON PIMCO HIGH YIELD FD INSTL PAYABLE 07/31/2021 EFFECTIVE 07/31/2021 FOR 07/01/21 THROUGH 07/31/21 ACCOUNT 1055087394		547.39			
09/03/2021	DIVIDEND ON PIMCO HIGH YIELD FD INSTL PAYABLE 08/31/2021 EFFECTIVE 08/31/2021 FOR 08/01/21 THROUGH 08/31/21 ACCOUNT 1055087394		514.83			
10/05/2021	DIVIDEND ON PIMCO HIGH YIELD FD INSTL PAYABLE 09/30/2021 EFFECTIVE 09/30/2021 FOR 09/01/21 THROUGH 09/30/21 ACCOUNT 1055087394		561.03			
11/03/2021	DIVIDEND ON PIMCO HIGH YIELD FD INSTL PAYABLE 10/31/2021 EFFECTIVE 10/31/2021 FOR 10/01/21 THROUGH 10/31/21 ACCOUNT 1055087394		579.58			
12/02/2021	DIVIDEND ON PIMCO HIGH YIELD FD INSTL PAYABLE 11/30/2021 EFFECTIVE 11/30/2021 FOR 11/01/21 THROUGH 11/30/21 ACCOUNT 1055087394		557.82			
01/13/2022	DIVIDEND ON PIMCO HIGH YIELD FD INSTL PAYABLE 12/31/2021 EFFECTIVE 12/31/2021 TAX EFFECTIVE 12/31/2021 FOR 12/01/21 THROUGH 12/31/21 ACCOUNT 1055087394		736.25			
02/09/2022	DIVIDEND ON PIMCO HIGH YIELD FD INSTL PAYABLE 01/31/2022 EFFECTIVE 01/31/2022 FOR 01/01/22 THROUGH 01/31/22 ACCOUNT 1055087394		516.13			
03/03/2022	DIVIDEND ON PIMCO HIGH YIELD FD INSTL PAYABLE 02/28/2022 EFFECTIVE 02/28/2022 FOR 02/01/22 THROUGH 02/28/22 ACCOUNT 1055087394		573.09			

ACCOUNT STATEMENT

Statement Period
Account Number

07/01/2021 through 06/30/2022
M04687

186

Schedule Of Income Earned

DATE	DESCRIPTION	BEGINNING ACCRUAL / RECEIVABLE	CASH RECEIVED	ENDING ACCRUAL / RECEIVABLE	INCOME EARNED	MARKET / COST BASIS
04/07/2022	DIVIDEND ON PIMCO HIGH YIELD FD INSTL PAYABLE 03/31/2022 EFFECTIVE 03/31/2022 FOR 03/01/22 THROUGH 03/31/22 ACCOUNT 1055087394		569.06			
05/06/2022	DIVIDEND ON PIMCO HIGH YIELD FD INSTL PAYABLE 04/30/2022 EFFECTIVE 04/30/2022 FOR 04/01/22 THROUGH 04/30/22 ACCOUNT 1055087394		586.62			
06/08/2022	DIVIDEND ON PIMCO HIGH YIELD FD INSTL PAYABLE 05/31/2022 EFFECTIVE 05/31/2022 FOR 05/01/22 THROUGH 05/31/22 ACCOUNT 1055087394		563.45			
	ACCOUNT 1055087394	0.00 319.22	6,835.25	0.00 327.55	6,843.58	
	SECURITY TOTAL	0.00 319.22	6,835.25	0.00 327.55	6,843.58	
	CUSIP # 921937504 VANGUARD TOTL BD MKT IDX-INS					
07/01/2021	DIVIDEND ON VANGUARD TOTL BD MKT IDX-INS PAYABLE 07/01/2021 FOR 06/01/21 THROUGH 06/30/21 ACCOUNT 1055087394		65.83			
08/05/2021	DIVIDEND ON VANGUARD TOTL BD MKT IDX-INS PAYABLE 08/02/2021 EFFECTIVE 08/02/2021 FOR 07/01/21 THROUGH 07/31/21 ACCOUNT 1055087394		0.10			
09/01/2021	DIVIDEND ON VANGUARD TOTL BD MKT IDX-INS PAYABLE 09/01/2021 FOR 08/01/21 THROUGH 08/31/21 ACCOUNT 1055087394		0.10			
10/01/2021	DIVIDEND ON VANGUARD TOTL BD MKT IDX-INS PAYABLE 10/01/2021 FOR 09/01/21 THROUGH 09/30/21 ACCOUNT 1055087394		0.01			

ACCOUNT STATEMENT

Statement Period
Account Number

07/01/2021 through 06/30/2022
M04687

186

Schedule Of Income Earned

DATE	DESCRIPTION	BEGINNING ACCRUAL / RECEIVABLE	CASH RECEIVED	ENDING ACCRUAL / RECEIVABLE	INCOME EARNED	MARKET / COST BASIS
	SECURITY TOTAL	65.83 0.00	66.04	0.00 0.00	0.21	
	TOTAL OPEN END MF - FIXED INC TAX	65.83 607.88	36,079.93	0.00 1,501.16	36,907.38	
	OPEN END MF - EQUITY					
	CUSIP # 00771X419					
	PINEBRIDGE GQG PARTNERS EMERGING					
	MARKETS EQUITY FUND- INST					
12/17/2021	LONG TERM CAPITAL GAINS DIVIDEND ON 15,676.854 SHS PINEBRIDGE GQG PARTNERS EMERGING MARKETS EQUITY FUND- INST AT .2531 PER SHARE PAYABLE 12/15/2021 EX DATE 12/14/2021 EFFECTIVE 12/15/2021 EX 12/14/2021 ACCOUNT 1055087394		3,967.81			
01/04/2022	DIVIDEND ON 15,909.843 SHS PINEBRIDGE GQG PARTNERS EMERGING MARKETS EQUITY FUND- INST AT .4057 PER SHARE PAYABLE 12/31/2021 EX DATE 12/29/2021 EFFECTIVE 12/31/2021 EX 12/29/2021 ACCOUNT 1055087394		6,454.62			
	SECURITY TOTAL	0.00 0.00	10,422.43	0.00 0.00	10,422.43	
	CUSIP # 207019704					
	CONESTOGA FDS SMLL CAP INSTL CL					
12/06/2021	LONG TERM CAPITAL GAINS DIVIDEND ON 2,482.239 SHS CONESTOGA FDS SMLL CAP INSTL CL AT 4.5016 PER SHARE PAYABLE 12/03/2021 EX DATE 12/02/2021 EFFECTIVE 12/03/2021 EX 12/02/2021 ACCOUNT 1055087394		11,174.05			
	SECURITY TOTAL	0.00 0.00	11,174.05	0.00 0.00	11,174.05	

ACCOUNT STATEMENT

Statement Period
Account Number

07/01/2021 through 06/30/2022
M04687

186

Schedule Of Income Earned

DATE	DESCRIPTION	BEGINNING ACCRUAL / RECEIVABLE	CASH RECEIVED	ENDING ACCRUAL / RECEIVABLE	INCOME EARNED	MARKET / COST BASIS
	CUSIP # 315911727 FIDELITY INTERNATIONAL INDEX FUND-PRM					
02/16/2022	DIVIDEND ON 5,607.512 SHS FIDELITY INTERNATIONAL INDEX FUND-PRM AT 1.406 PER SHARE PAYABLE 12/13/2021 EX DATE 12/10/2021 EFFECTIVE 12/13/2021 TAX EFFECTIVE 12/13/2021 EX 12/13/2021 ACCOUNT 1055087394		7,884.16			
	SECURITY TOTAL	0.00 0.00	7,884.16	0.00 0.00	7,884.16	
	CUSIP # 315911750 FIDELITY 500 INDEX FUND-AI					
07/07/2021	DIVIDEND ON 6,941.44 SHS FIDELITY 500 INDEX FUND-AI AT .496 PER SHARE PAYABLE 07/06/2021 EX DATE 07/02/2021 EFFECTIVE 07/06/2021 EX 07/02/2021 ACCOUNT 1055087394		3,442.95			
10/05/2021	DIVIDEND ON 6,964.236 SHS FIDELITY 500 INDEX FUND-AI AT .527 PER SHARE PAYABLE 10/04/2021 EX DATE 10/01/2021 EFFECTIVE 10/04/2021 EX 10/01/2021 ACCOUNT 1055087394		3,670.15			
12/14/2021	DIVIDEND ON 6,988.518 SHS FIDELITY 500 INDEX FUND-AI AT .583 PER SHARE PAYABLE 12/13/2021 EX DATE 12/10/2021 EFFECTIVE 12/13/2021 EX 12/10/2021 ACCOUNT 1055087394		4,074.31			
04/12/2022	DIVIDEND ON 7,013.463 SHS FIDELITY 500 INDEX FUND-AI AT .462 PER SHARE PAYABLE 04/11/2022 EX DATE 04/08/2022 EFFECTIVE 04/11/2022 EX 04/08/2022 ACCOUNT 1055087394		3,240.22			

ACCOUNT STATEMENT

Statement Period
Account Number

07/01/2021 through 06/30/2022
M04687

186

Schedule Of Income Earned

DATE	DESCRIPTION	BEGINNING ACCRUAL / RECEIVABLE	CASH RECEIVED	ENDING ACCRUAL / RECEIVABLE	INCOME EARNED	MARKET / COST BASIS
	SECURITY TOTAL	0.00 0.00	14,427.63	0.00 0.00	14,427.63	
	CUSIP # 46141P297 VAUGHAN NELSON SMALL CAP VALUE ARISTOTLE INTERNATIONAL EQUITY FUND - INST					
12/20/2021	DIVIDEND ON 18,383.227 SHS VAUGHAN NELSON SMALL CAP VALUE ARISTOTLE INTERNATIONAL EQUITY FUND - INST AT .11256 PER SHARE PAYABLE 12/15/2021 EX DATE 12/14/2021 EFFECTIVE 12/15/2021 EX 12/14/2021 ACCOUNT 1055087394		2,069.22			
12/20/2021	LONG TERM CAPITAL GAINS DIVIDEND ON 18,383.227 SHS VAUGHAN NELSON SMALL CAP VALUE ARISTOTLE INTERNATIONAL EQUITY FUND - INST AT .14155 PER SHARE PAYABLE 12/15/2021 EX DATE 12/14/2021 EFFECTIVE 12/15/2021 EX 12/14/2021 ACCOUNT 1055087394		2,602.15			
	SECURITY TOTAL	0.00 0.00	4,671.37	0.00 0.00	4,671.37	
	CUSIP # 552966806 MFS INSTL TR					
12/15/2021	LONG TERM CAPITAL GAINS DIVIDEND ON 7,651.796 SHS MFS INSTL TR AT 1.1037 PER SHARE PAYABLE 12/10/2021 EX DATE 12/08/2021 EFFECTIVE 12/10/2021 EX 12/08/2021 ACCOUNT 1055087394		8,445.29			
12/15/2021	SHORT TERM CAPITAL GAINS DIVIDEND ON 7,651.796 SHS MFS INSTL TR AT .01557 PER SHARE PAYABLE 12/10/2021 EX DATE 12/08/2021 EFFECTIVE 12/10/2021 EX 12/08/2021 ACCOUNT 1055087394		119.14			

ACCOUNT STATEMENT

Statement Period
Account Number

07/01/2021 through 06/30/2022
M04687

186

Schedule Of Income Earned

DATE	DESCRIPTION	BEGINNING ACCRUAL / RECEIVABLE	CASH RECEIVED	ENDING ACCRUAL / RECEIVABLE	INCOME EARNED	MARKET / COST BASIS
12/15/2021	DIVIDEND ON 7,651.796 SHS MFS INSTL TR AT .68787 PER SHARE PAYABLE 12/10/2021 EX DATE 12/08/2021 EFFECTIVE 12/10/2021 EX 12/08/2021 ACCOUNT 1055087394		5,263.44			
	SECURITY TOTAL	0.00 0.00	13,827.87	0.00 0.00	13,827.87	
	CUSIP # 742537467 PRINCIPAL FDS INC CALI MUN INSTL :DIVERSIFIED REAL ASSET FUND; CLASS R-6 SHARES					
09/22/2021	DIVIDEND ON 16,181.268 SHS PRINCIPAL FDS INC CALI MUN INSTL :DIVERSIFIED REAL ASSET FUND; CLASS R-6 SHARES AT .3803 PER SHARE PAYABLE 09/20/2021 EX DATE 09/17/2021 EFFECTIVE 09/20/2021 EX 09/17/2021 ACCOUNT 1055087394		6,153.74			
12/28/2021	SHORT TERM CAPITAL GAINS DIVIDEND ON 16,656.46 SHS PRINCIPAL FDS INC CALI MUN INSTL :DIVERSIFIED REAL ASSET FUND; CLASS R-6 SHARES AT .0204 PER SHARE PAYABLE 12/20/2021 EX DATE 12/17/2021 EFFECTIVE 12/20/2021 EX 12/17/2021 ACCOUNT 1055087394		339.79			
12/28/2021	LONG TERM CAPITAL GAINS DIVIDEND ON 16,656.46 SHS PRINCIPAL FDS INC CALI MUN INSTL :DIVERSIFIED REAL ASSET FUND; CLASS R-6 SHARES AT 0.16 PER SHARE PAYABLE 12/20/2021 EX DATE 12/17/2021 EFFECTIVE 12/20/2021 EX 12/17/2021 ACCOUNT 1055087394		2,665.03			
01/03/2022	DIVIDEND ON 16,886.362 SHS PRINCIPAL FDS INC CALI MUN INSTL :DIVERSIFIED REAL ASSET FUND; CLASS R-6 SHARES AT .3158 PER SHARE PAYABLE 12/29/2021 EX DATE 12/28/2021 EFFECTIVE 12/29/2021 EX 12/28/2021		5,332.71			

ACCOUNT STATEMENT

Statement Period
Account Number

07/01/2021 through 06/30/2022
M04687

186

Schedule Of Income Earned

DATE	DESCRIPTION	BEGINNING ACCRUAL / RECEIVABLE	CASH RECEIVED	ENDING ACCRUAL / RECEIVABLE	INCOME EARNED	MARKET / COST BASIS
03/21/2022	DIVIDEND ON 17,290.049 SHS PRINCIPAL FDS INC CALI MUN INSTL :DIVERSIFIED REAL ASSET FUND; CLASS R-6 SHARES AT .0558 PER SHARE PAYABLE 03/17/2022 EX DATE 03/16/2022 EFFECTIVE 03/17/2022 EX 03/16/2022 ACCOUNT 1055087394		964.79			
06/22/2022	DIVIDEND ON 15,914.288 SHS PRINCIPAL FDS INC CALI MUN INSTL :DIVERSIFIED REAL ASSET FUND; CLASS R-6 SHARES AT .0725 PER SHARE PAYABLE 06/17/2022 EX DATE 06/16/2022 EFFECTIVE 06/17/2022 EX 06/16/2022 ACCOUNT 1055087394		1,153.79			
	SECURITY TOTAL	0.00 0.00	16,609.85	0.00 0.00	16,609.85	
	CUSIP # 749255345 RBB FD INC ROBECO BOSTON PARTNERS SMALL CAP VALUE FD INSTL SHS FORMERLY BOSTON PARTNERS MICRO CAP VALUE FD					
12/15/2021	LONG TERM CAPITAL GAINS DIVIDEND ON 6,737.323 SHS RBB FD INC ROBECO BOSTON PARTNERS SMALL CAP VALUE FD INSTL SHS FORMERLY BOSTON PARTNERS MICRO CAP VALUE FD AT 1.52609 PER SHARE PAYABLE 12/09/2021 EX DATE 12/08/2021 EFFECTIVE 12/09/2021 EX 12/08/2021 ACCOUNT 1055087394		10,281.76			
12/15/2021	SHORT TERM CAPITAL GAINS DIVIDEND ON 6,737.323 SHS RBB FD INC ROBECO BOSTON PARTNERS SMALL CAP VALUE FD INSTL SHS FORMERLY BOSTON PARTNERS MICRO CAP VALUE FD AT .50109 PER SHARE PAYABLE 12/09/2021 EX DATE 12/08/2021 EFFECTIVE 12/09/2021 EX 12/08/2021 ACCOUNT 1055087394		3,376.01			

ACCOUNT STATEMENT

Statement Period
Account Number

07/01/2021 through 06/30/2022
M04687

186

Schedule Of Income Earned

DATE	DESCRIPTION	BEGINNING ACCRUAL / RECEIVABLE	CASH RECEIVED	ENDING ACCRUAL / RECEIVABLE	INCOME EARNED	MARKET / COST BASIS
12/15/2021	DIVIDEND ON 6,737.323 SHS RBB FD INC ROBECO BOSTON PARTNERS SMALL CAP VALUE FD INSTL SHS FORMERLY BOSTON PARTNERS MICRO CAP VALUE FD AT .11944277 PER SHARE PAYABLE 12/09/2021 EX DATE 12/08/2021 EFFECTIVE 12/09/2021 EX 12/08/2021 ACCOUNT 1055087394		804.72			
	SECURITY TOTAL	0.00 0.00	14,462.49	0.00 0.00	14,462.49	
	TOTAL OPEN END MF - EQUITY	0.00 0.00	93,479.85	0.00 0.00	93,479.85	
	TOTAL DIVIDENDS	65.83 607.88	129,559.78	0.00 1,501.16	130,387.23	
	INTEREST					
	SHORT TERM INVESTMENTS CUSIP # 38141W273 GOLDMAN SACHS FINANCIAL SQUARE FUNDS- GOVERNMENT FUND-FS					
07/01/2021	DIVIDEND ON GOLDMAN SACHS FINANCIAL SQUARE FUNDS- GOVERNMENT FUND-FS PAYABLE 07/01/2021 FOR 06/01/21 THROUGH 06/30/21 ACCOUNT 1055087385		0.28			
07/01/2021	DIVIDEND ON GOLDMAN SACHS FINANCIAL SQUARE FUNDS- GOVERNMENT FUND-FS PAYABLE 07/01/2021 FOR 06/01/21 THROUGH 06/30/21 ACCOUNT 1055087394		0.17			
08/02/2021	DIVIDEND ON GOLDMAN SACHS FINANCIAL SQUARE FUNDS- GOVERNMENT FUND-FS PAYABLE 08/02/2021 FOR 07/01/21 THROUGH 07/31/21 ACCOUNT 1055087385		2.39			

ACCOUNT STATEMENT

Statement Period
Account Number

07/01/2021 through 06/30/2022
M04687

186

Schedule Of Income Earned

DATE	DESCRIPTION	BEGINNING ACCRUAL / RECEIVABLE	CASH RECEIVED	ENDING ACCRUAL / RECEIVABLE	INCOME EARNED	MARKET / COST BASIS
08/02/2021	DIVIDEND ON GOLDMAN SACHS FINANCIAL SQUARE FUNDS- GOVERNMENT FUND-FS PAYABLE 08/02/2021 FOR 07/01/21 THROUGH 07/31/21 ACCOUNT 1055087394		0.08			
09/01/2021	DIVIDEND ON GOLDMAN SACHS FINANCIAL SQUARE FUNDS- GOVERNMENT FUND-FS PAYABLE 09/01/2021 FOR 08/01/21 THROUGH 08/31/21 ACCOUNT 1055087385		3.00			
09/01/2021	DIVIDEND ON GOLDMAN SACHS FINANCIAL SQUARE FUNDS- GOVERNMENT FUND-FS PAYABLE 09/01/2021 FOR 08/01/21 THROUGH 08/31/21 ACCOUNT 1055087394		0.04			
10/01/2021	DIVIDEND ON GOLDMAN SACHS FINANCIAL SQUARE FUNDS- GOVERNMENT FUND-FS PAYABLE 10/01/2021 FOR 09/01/21 THROUGH 09/30/21 ACCOUNT 1055087385		0.68			
11/01/2021	DIVIDEND ON GOLDMAN SACHS FINANCIAL SQUARE FUNDS- GOVERNMENT FUND-FS PAYABLE 11/01/2021 FOR 10/01/21 THROUGH 10/31/21 ACCOUNT 1055087385		0.12			
12/01/2021	DIVIDEND ON GOLDMAN SACHS FINANCIAL SQUARE FUNDS- GOVERNMENT FUND-FS PAYABLE 12/01/2021 FOR 11/01/21 THROUGH 11/30/21 ACCOUNT 1055087385		0.08			
01/03/2022	DIVIDEND ON GOLDMAN SACHS FINANCIAL SQUARE FUNDS- GOVERNMENT FUND-FS PAYABLE 01/03/2022 FOR 12/01/21 THROUGH 12/31/21 ACCOUNT 1055087385		0.09			

ACCOUNT STATEMENT

Statement Period
Account Number

07/01/2021 through 06/30/2022
M04687

186

Schedule Of Income Earned

DATE	DESCRIPTION	BEGINNING ACCRUAL / RECEIVABLE	CASH RECEIVED	ENDING ACCRUAL / RECEIVABLE	INCOME EARNED	MARKET / COST BASIS
02/01/2022	DIVIDEND ON GOLDMAN SACHS FINANCIAL SQUARE FUNDS- GOVERNMENT FUND-FS PAYABLE 02/01/2022 FOR 01/01/22 THROUGH 01/31/22 ACCOUNT 1055087385		0.08			
03/01/2022	DIVIDEND ON GOLDMAN SACHS FINANCIAL SQUARE FUNDS- GOVERNMENT FUND-FS PAYABLE 03/01/2022 FOR 02/01/22 THROUGH 02/28/22 ACCOUNT 1055087385		0.03			
04/01/2022	DIVIDEND ON GOLDMAN SACHS FINANCIAL SQUARE FUNDS- GOVERNMENT FUND-FS PAYABLE 04/01/2022 FOR 03/01/22 THROUGH 03/31/22 ACCOUNT 1055087385		0.29			
04/01/2022	DIVIDEND ON GOLDMAN SACHS FINANCIAL SQUARE FUNDS- GOVERNMENT FUND-FS PAYABLE 04/01/2022 FOR 03/01/22 THROUGH 03/31/22 ACCOUNT 1055087394		0.56			
05/02/2022	DIVIDEND ON GOLDMAN SACHS FINANCIAL SQUARE FUNDS- GOVERNMENT FUND-FS PAYABLE 05/02/2022 FOR 04/01/22 THROUGH 04/30/22 ACCOUNT 1055087385		0.18			
05/02/2022	DIVIDEND ON GOLDMAN SACHS FINANCIAL SQUARE FUNDS- GOVERNMENT FUND-FS PAYABLE 05/02/2022 FOR 04/01/22 THROUGH 04/30/22 ACCOUNT 1055087394		1.34			
06/01/2022	DIVIDEND ON GOLDMAN SACHS FINANCIAL SQUARE FUNDS- GOVERNMENT FUND-FS PAYABLE 06/01/2022 FOR 05/01/22 THROUGH 05/31/22 ACCOUNT 1055087385		0.16			

ACCOUNT STATEMENT

Statement Period
Account Number

07/01/2021 through 06/30/2022
M04687

186

Schedule Of Income Earned

DATE	DESCRIPTION	BEGINNING ACCRUAL / RECEIVABLE	CASH RECEIVED	ENDING ACCRUAL / RECEIVABLE	INCOME EARNED	MARKET / COST BASIS
06/01/2022	DIVIDEND ON GOLDMAN SACHS FINANCIAL SQUARE FUNDS- GOVERNMENT FUND-FS PAYABLE 06/01/2022 FOR 05/01/22 THROUGH 05/31/22 ACCOUNT 1055087394		2.22			
	ACCOUNT 1055087385	0.28 0.00	7.38	0.99 0.00	8.09	
	ACCOUNT 1055087394	0.16 0.00	4.41	3.09 0.00	7.34	
	SECURITY TOTAL	0.44 0.00	11.79	4.08 0.00	15.43	
	TOTAL SHORT TERM INVESTMENTS	0.44 0.00	11.79	4.08 0.00	15.43	
	TOTAL INTEREST	0.44 0.00	11.79	4.08 0.00	15.43	
	TOTAL INCOME EARNED	66.27 607.88	129,571.57	4.08 1,501.16	130,402.66	

ACCOUNT STATEMENT

Statement Period
Account Number

07/01/2021 through 06/30/2022
M04687

186

Schedule Of Cash Receipts

DATE	DESCRIPTION	CASH
	TRANSFERS	
07/08/2021	REC'D FROM NEWTOWN SAVINGS BANK SEQ #06165 TOWN OF NEWTOWN ACCOUNT 1055087385	200,000.00
	TOTAL TRANSFERS	200,000.00
	TOTAL CASH RECEIPTS	200,000.00

ACCOUNT STATEMENT

Statement Period
Account Number

07/01/2021 through 06/30/2022
M04687

186

Schedule Of Cash Disbursements

DATE	DESCRIPTION	CASH
	FEES & EXPENSES	
07/28/2021	INVOICE FEE OFFSET COMERICA BANK FEE FOR INVOICE NBR 470123 PERIOD ENDING 20210630 CHARGED FROM 1055087394 ACCOUNT 1055087394	3,126.04-
08/27/2021	INVOICE FEE OFFSET COMERICA BANK FEE FOR INVOICE NBR 470218 PERIOD ENDING 20210630 CHARGED FROM 1055087385 ACCOUNT 1055087385	127.69-
10/27/2021	INVOICE FEE OFFSET COMERICA BANK FEE FOR INVOICE NBR 471666 PERIOD ENDING 20210930 CHARGED FROM 1055087385 ACCOUNT 1055087385	143.85-
10/27/2021	INVOICE FEE OFFSET COMERICA BANK FEE FOR INVOICE NBR 472400 PERIOD ENDING 20210930 CHARGED FROM 1055087394 ACCOUNT 1055087394	3,125.25-
01/27/2022	INVOICE FEE OFFSET COMERICA BANK FEE FOR INVOICE NBR 474968 PERIOD ENDING 20211231 CHARGED FROM 1055087385 ACCOUNT 1055087385	125.78-
01/27/2022	INVOICE FEE OFFSET COMERICA BANK FEE FOR INVOICE NBR 474068 PERIOD ENDING 20211231 CHARGED FROM 1055087394 ACCOUNT 1055087394	3,375.00-
04/12/2022	FEE FOR LEGAL SERVICES PAID TO PULLMAN & COMLEY LLC PERIOD THROUGH 2/28/22 INVOICE #390622 ACCOUNT 1055087385	3,145.00-
04/27/2022	INVOICE FEE OFFSET COMERICA BANK FEE FOR INVOICE NBR 476471 PERIOD ENDING 20220331 CHARGED FROM 1055087385 ACCOUNT 1055087385	125.34-

ACCOUNT STATEMENT

Statement Period
Account Number

07/01/2021 through 06/30/2022
M04687

186

Schedule Of Cash Disbursements

DATE	DESCRIPTION	CASH
04/27/2022	INVOICE FEE OFFSET COMERICA BANK FEE FOR INVOICE NBR 476472 PERIOD ENDING 20220331 CHARGED FROM 1055087394 ACCOUNT 1055087394	3,125.42 -
TOTAL FEES & EXPENSES		16,419.37 -
TOTAL CASH DISBURSEMENTS		16,419.37 -

ACCOUNT STATEMENT


Statement Period
Account Number

07/01/2021 through 06/30/2022
M04687

186

Schedule Of Asset Acquisitions

Purchase Allocation



Purchase Schedule

TRADE DATE	SETTLMT DATE	DESCRIPTION	UNITS	COST
SHORT TERM INVESTMENTS				
CUSIP # 38141W273 GOLDMAN SACHS FINANCIAL SQUARE FUNDS- GOVERNMENT FUND-FS				
07/01/2021	07/01/2021	PURCHASED .28 GOLDMAN SACHS FINANCIAL SQUARE FUNDS- GOVERNMENT FUND-FS ON 07/01/2021 AT 1.00 ACCOUNT 1055087385	.28	0.28
07/01/2021	07/01/2021	PURCHASED .17 GOLDMAN SACHS FINANCIAL SQUARE FUNDS- GOVERNMENT FUND-FS ON 07/01/2021 AT 1.00 ACCOUNT 1055087394	.17	0.17
07/08/2021	07/08/2021	PURCHASED 200,000 GOLDMAN SACHS FINANCIAL SQUARE FUNDS- GOVERNMENT FUND-FS ON 07/08/2021 AT 1.00 ACCOUNT 1055087385	200,000	200,000.00

ACCOUNT STATEMENT

Statement Period
Account Number07/01/2021 through 06/30/2022
M04687

186

Schedule Of Asset Acquisitions

TRADE DATE	SETTLMT DATE	DESCRIPTION	UNITS	COST
08/02/2021	08/02/2021	PURCHASED 2.39 GOLDMAN SACHS FINANCIAL SQUARE FUNDS- GOVERNMENT FUND-FS ON 08/02/2021 AT 1.00 ACCOUNT 1055087385	2.39	2.39
08/02/2021	08/02/2021	PURCHASED .08 GOLDMAN SACHS FINANCIAL SQUARE FUNDS- GOVERNMENT FUND-FS ON 08/02/2021 AT 1.00 ACCOUNT 1055087394	.08	0.08
09/01/2021	09/01/2021	PURCHASED 3 GOLDMAN SACHS FINANCIAL SQUARE FUNDS- GOVERNMENT FUND-FS ON 09/01/2021 AT 1.00 ACCOUNT 1055087385	3	3.00
09/01/2021	09/01/2021	PURCHASED .04 GOLDMAN SACHS FINANCIAL SQUARE FUNDS- GOVERNMENT FUND-FS ON 09/01/2021 AT 1.00 ACCOUNT 1055087394	.04	0.04
10/01/2021	10/01/2021	PURCHASED .68 GOLDMAN SACHS FINANCIAL SQUARE FUNDS- GOVERNMENT FUND-FS ON 10/01/2021 AT 1.00 ACCOUNT 1055087385	.68	0.68
11/01/2021	11/01/2021	PURCHASED .12 GOLDMAN SACHS FINANCIAL SQUARE FUNDS- GOVERNMENT FUND-FS ON 11/01/2021 AT 1.00 ACCOUNT 1055087385	.12	0.12
12/01/2021	12/01/2021	PURCHASED .08 GOLDMAN SACHS FINANCIAL SQUARE FUNDS- GOVERNMENT FUND-FS ON 12/01/2021 AT 1.00 ACCOUNT 1055087385	.08	0.08
01/03/2022	01/03/2022	PURCHASED .09 GOLDMAN SACHS FINANCIAL SQUARE FUNDS- GOVERNMENT FUND-FS ON 01/03/2022 AT 1.00 ACCOUNT 1055087385	.09	0.09

ACCOUNT STATEMENT

Statement Period
Account Number07/01/2021 through 06/30/2022
M04687

186

Schedule Of Asset Acquisitions

TRADE DATE	SETTLMT DATE	DESCRIPTION	UNITS	COST
02/01/2022	02/01/2022	PURCHASED .08 GOLDMAN SACHS FINANCIAL SQUARE FUNDS- GOVERNMENT FUND-FS ON 02/01/2022 AT 1.00 ACCOUNT 1055087385	.08	0.08
03/01/2022	03/01/2022	PURCHASED .03 GOLDMAN SACHS FINANCIAL SQUARE FUNDS- GOVERNMENT FUND-FS ON 03/01/2022 AT 1.00 ACCOUNT 1055087385	.03	0.03
03/23/2022	03/23/2022	PURCHASED 10,000.01 GOLDMAN SACHS FINANCIAL SQUARE FUNDS- GOVERNMENT FUND-FS ON 03/23/2022 AT 1.00 ACCOUNT 1055087394	10,000.01	10,000.01
04/01/2022	04/01/2022	PURCHASED .29 GOLDMAN SACHS FINANCIAL SQUARE FUNDS- GOVERNMENT FUND-FS ON 04/01/2022 AT 1.00 ACCOUNT 1055087385	.29	0.29
04/01/2022	04/01/2022	PURCHASED .56 GOLDMAN SACHS FINANCIAL SQUARE FUNDS- GOVERNMENT FUND-FS ON 04/01/2022 AT 1.00 ACCOUNT 1055087394	.56	0.56
05/02/2022	05/02/2022	PURCHASED .18 GOLDMAN SACHS FINANCIAL SQUARE FUNDS- GOVERNMENT FUND-FS ON 05/02/2022 AT 1.00 ACCOUNT 1055087385	.18	0.18
05/02/2022	05/02/2022	PURCHASED 1.34 GOLDMAN SACHS FINANCIAL SQUARE FUNDS- GOVERNMENT FUND-FS ON 05/02/2022 AT 1.00 ACCOUNT 1055087394	1.34	1.34
06/01/2022	06/01/2022	PURCHASED .16 GOLDMAN SACHS FINANCIAL SQUARE FUNDS- GOVERNMENT FUND-FS ON 06/01/2022 AT 1.00 ACCOUNT 1055087385	.16	0.16

ACCOUNT STATEMENT

Statement Period
Account Number07/01/2021 through 06/30/2022
M04687

186

Schedule Of Asset Acquisitions

TRADE DATE	SETTLMT DATE	DESCRIPTION	UNITS	COST
06/01/2022	06/01/2022	PURCHASED 2.22 GOLDMAN SACHS FINANCIAL SQUARE FUNDS- GOVERNMENT FUND-FS ON 06/01/2022 AT 1.00 ACCOUNT 1055087394	2.22	2.22
06/27/2022	06/27/2022	PURCHASED 5,878.71 GOLDMAN SACHS FINANCIAL SQUARE FUNDS- GOVERNMENT FUND-FS ON 06/27/2022 AT 1.00 ACCOUNT 1055087385	5,878.71	5,878.71
TOTAL			215,890.51	215,890.51
TOTAL SHORT TERM INVESTMENTS			215,890.51	215,890.51
OPEN END MF - FIXED INC TAX				
CUSIP # 057071854 BAIRD AGGREGATE BOND FUND				
07/28/2021	07/29/2021	PURCHASED 66.83 SHS BAIRD AGGREGATE BOND FUND ON 07/28/2021 AT 11.60 FOR REINVESTMENT ACCOUNT 1055087394	66.83	775.23
08/26/2021	08/27/2021	PURCHASED 60.276 SHS BAIRD AGGREGATE BOND FUND ON 08/26/2021 AT 11.53 FOR REINVESTMENT ACCOUNT 1055087394	60.276	694.98
09/02/2021	09/03/2021	PURCHASED 2,590.674 SHS BAIRD AGGREGATE BOND FUND ON 09/02/2021 AT 11.58 ACCOUNT 1055087394	2,590.674	30,000.00
09/27/2021	09/28/2021	PURCHASED 67.773 SHS BAIRD AGGREGATE BOND FUND ON 09/27/2021 AT 11.50 FOR REINVESTMENT ACCOUNT 1055087394	67.773	779.39
10/27/2021	10/28/2021	PURCHASED 69.936 SHS BAIRD AGGREGATE BOND FUND ON 10/27/2021 AT 11.39 FOR REINVESTMENT ACCOUNT 1055087394	69.936	796.57

ACCOUNT STATEMENT

Statement Period
Account Number

07/01/2021 through 06/30/2022
M04687

186

Schedule Of Asset Acquisitions

TRADE DATE	SETTLMT DATE	DESCRIPTION	UNITS	COST
11/26/2021	11/29/2021	PURCHASED 65.773 SHS BAIRD AGGREGATE BOND FUND ON 11/26/2021 AT 11.33 FOR REINVESTMENT ACCOUNT 1055087394	65.773	745.21
12/17/2021	12/31/2021	PURCHASED 46.237 SHS BAIRD AGGREGATE BOND FUND ON 12/17/2021 AT 11.40 FOR REINVESTMENT ACCOUNT 1055087394	46.237	527.10
12/29/2021	12/31/2021	PURCHASED 87.691 SHS BAIRD AGGREGATE BOND FUND ON 12/29/2021 AT 11.36 FOR REINVESTMENT ACCOUNT 1055087394	87.691	996.17
01/26/2022	01/27/2022	PURCHASED 57.241 SHS BAIRD AGGREGATE BOND FUND ON 01/26/2022 AT 11.13 FOR REINVESTMENT ACCOUNT 1055087394	57.241	637.09
02/25/2022	02/28/2022	PURCHASED 77.688 SHS BAIRD AGGREGATE BOND FUND ON 02/25/2022 AT 10.85 FOR REINVESTMENT ACCOUNT 1055087394	77.688	842.91
03/28/2022	03/29/2022	PURCHASED 68.139 SHS BAIRD AGGREGATE BOND FUND ON 03/28/2022 AT 10.50 FOR REINVESTMENT ACCOUNT 1055087394	68.139	715.46
04/26/2022	05/03/2022	PURCHASED 70.388 SHS BAIRD AGGREGATE BOND FUND ON 04/26/2022 AT 10.24 FOR REINVESTMENT ACCOUNT 1055087394	70.388	720.77
05/25/2022	05/26/2022	PURCHASED 79.703 SHS BAIRD AGGREGATE BOND FUND ON 05/25/2022 AT 10.21 FOR REINVESTMENT ACCOUNT 1055087394	79.703	813.77

ACCOUNT STATEMENT

Statement Period
Account Number07/01/2021 through 06/30/2022
M04687

186

Schedule Of Asset Acquisitions

TRADE DATE	SETTLMT DATE	DESCRIPTION	UNITS	COST
06/24/2022	06/27/2022	PURCHASED 83.328 SHS BAIRD AGGREGATE BOND FUND ON 06/24/2022 AT 9.98 FOR REINVESTMENT ACCOUNT 1055087394	83.328	831.61
TOTAL			3,491.677	39,876.26
CUSIP # 09260B374 BLACKROCK FDS V STRATEGIC INCOME OPPORTUNITES PORTFOLIO-K				
06/30/2021	07/02/2021	PURCHASED 61.962 SHS BLACKROCK FDS V STRATEGIC INCOME OPPORTUNITES PORTFOLIO-K ON 06/30/2021 AT 10.39 FOR REINVESTMENT ACCOUNT 1055087394	61.962	643.78
07/31/2021	08/03/2021	PURCHASED 66.257 SHS BLACKROCK FDS V STRATEGIC INCOME OPPORTUNITES PORTFOLIO-K ON 07/31/2021 AT 10.36 FOR REINVESTMENT ACCOUNT 1055087394	66.257	686.42
08/31/2021	09/02/2021	PURCHASED 68.715 SHS BLACKROCK FDS V STRATEGIC INCOME OPPORTUNITES PORTFOLIO-K ON 08/31/2021 AT 10.38 FOR REINVESTMENT ACCOUNT 1055087394	68.715	713.26
09/02/2021	09/03/2021	PURCHASED 2,408.478 SHS BLACKROCK FDS V STRATEGIC INCOME OPPORTUNITES PORTFOLIO-K ON 09/02/2021 AT 10.38 ACCOUNT 1055087394	2,408.478	25,000.00
09/30/2021	10/01/2021	PURCHASED 65.223 SHS BLACKROCK FDS V STRATEGIC INCOME OPPORTUNITES PORTFOLIO-K ON 09/30/2021 AT 10.32 FOR REINVESTMENT ACCOUNT 1055087394	65.223	673.10
10/31/2021	11/03/2021	PURCHASED 60.074 SHS BLACKROCK FDS V STRATEGIC INCOME OPPORTUNITES PORTFOLIO-K ON 10/31/2021 AT 10.29 FOR REINVESTMENT ACCOUNT 1055087394	60.074	618.16

ACCOUNT STATEMENT

Statement Period
Account Number

07/01/2021 through 06/30/2022
M04687

186

Schedule Of Asset Acquisitions

TRADE DATE	SETTLMT DATE	DESCRIPTION	UNITS	COST
11/30/2021	12/01/2021	PURCHASED 51.549 SHS BLACKROCK FDS V STRATEGIC INCOME OPPORTUNITES PORTFOLIO-K ON 11/30/2021 AT 10.23 FOR REINVESTMENT ACCOUNT 1055087394	51.549	527.35
12/22/2021	12/27/2021	PURCHASED 111.597 SHS BLACKROCK FDS V STRATEGIC INCOME OPPORTUNITES PORTFOLIO-K ON 12/22/2021 AT 10.15 FOR REINVESTMENT ACCOUNT 1055087394	111.597	1,132.71
12/22/2021	12/27/2021	PURCHASED 180.838 SHS BLACKROCK FDS V STRATEGIC INCOME OPPORTUNITES PORTFOLIO-K ON 12/22/2021 AT 10.15 FOR REINVESTMENT ACCOUNT 1055087394	180.838	1,835.51
12/31/2021	01/07/2022	PURCHASED 60.805 SHS BLACKROCK FDS V STRATEGIC INCOME OPPORTUNITES PORTFOLIO-K ON 12/31/2021 AT 10.16 FOR REINVESTMENT ACCOUNT 1055087394	60.805	617.78
01/31/2022	02/04/2022	PURCHASED 58.011 SHS BLACKROCK FDS V STRATEGIC INCOME OPPORTUNITES PORTFOLIO-K ON 01/31/2022 AT 10.04 FOR REINVESTMENT ACCOUNT 1055087394	58.011	582.43
02/28/2022	03/02/2022	PURCHASED 52.501 SHS BLACKROCK FDS V STRATEGIC INCOME OPPORTUNITES PORTFOLIO-K ON 02/28/2022 AT 9.91 FOR REINVESTMENT ACCOUNT 1055087394	52.501	520.28
03/22/2022	03/23/2022	PURCHASED 12,232.416 SHS BLACKROCK FDS V STRATEGIC INCOME OPPORTUNITES PORTFOLIO-K ON 03/22/2022 AT 9.81 ACCOUNT 1055087394	12,232.416	120,000.00

ACCOUNT STATEMENT

Statement Period
Account Number07/01/2021 through 06/30/2022
M04687

186

Schedule Of Asset Acquisitions

TRADE DATE	SETTLMT DATE	DESCRIPTION	UNITS	COST
03/31/2022	04/05/2022	PURCHASED 79.882 SHS BLACKROCK FDS V STRATEGIC INCOME OPPORTUNITES PORTFOLIO-K ON 03/31/2022 AT 9.82 FOR REINVESTMENT ACCOUNT 1055087394	79.882	784.44
04/30/2022	05/05/2022	PURCHASED 101.933 SHS BLACKROCK FDS V STRATEGIC INCOME OPPORTUNITES PORTFOLIO-K ON 04/30/2022 AT 9.75 FOR REINVESTMENT ACCOUNT 1055087394	101.933	993.85
05/31/2022	06/03/2022	PURCHASED 124.094 SHS BLACKROCK FDS V STRATEGIC INCOME OPPORTUNITES PORTFOLIO-K ON 05/31/2022 AT 9.70 FOR REINVESTMENT ACCOUNT 1055087394	124.094	1,203.71
TOTAL			15,784.335	156,532.78
CUSIP # 592905764 METROPOLITAN WEST FDS T/R BD-PLN				
06/30/2021	07/02/2021	PURCHASED 46.819 SHS METROPOLITAN WEST FDS T/R BD-PLN ON 06/30/2021 AT 10.30 FOR REINVESTMENT ACCOUNT 1055087394	46.819	482.24
07/31/2021	08/05/2021	PURCHASED 49.857 SHS METROPOLITAN WEST FDS T/R BD-PLN ON 07/31/2021 AT 10.40 FOR REINVESTMENT ACCOUNT 1055087394	49.857	518.51
08/31/2021	09/01/2021	PURCHASED 52.217 SHS METROPOLITAN WEST FDS T/R BD-PLN ON 08/31/2021 AT 10.37 FOR REINVESTMENT ACCOUNT 1055087394	52.217	541.49
09/02/2021	09/03/2021	PURCHASED 2,890.173 SHS METROPOLITAN WEST FDS T/R BD-PLN ON 09/02/2021 AT 10.38 ACCOUNT 1055087394	2,890.173	30,000.00

ACCOUNT STATEMENT

Statement Period
Account Number07/01/2021 through 06/30/2022
M04687

186

Schedule Of Asset Acquisitions

TRADE DATE	SETTLMT DATE	DESCRIPTION	UNITS	COST
09/30/2021	10/01/2021	PURCHASED 53.558 SHS METROPOLITAN WEST FDS T/R BD-PLN ON 09/30/2021 AT 10.28 FOR REINVESTMENT ACCOUNT 1055087394	53.558	550.58
10/31/2021	11/02/2021	PURCHASED 59.673 SHS METROPOLITAN WEST FDS T/R BD-PLN ON 10/31/2021 AT 10.26 FOR REINVESTMENT ACCOUNT 1055087394	59.673	612.24
11/30/2021	12/01/2021	PURCHASED 54.563 SHS METROPOLITAN WEST FDS T/R BD-PLN ON 11/30/2021 AT 10.27 FOR REINVESTMENT ACCOUNT 1055087394	54.563	560.36
12/07/2021	12/08/2021	PURCHASED 13.21 SHS METROPOLITAN WEST FDS T/R BD-PLN ON 12/07/2021 AT 10.25 FOR REINVESTMENT ACCOUNT 1055087394	13.21	135.40
12/31/2021	01/05/2022	PURCHASED 65.918 SHS METROPOLITAN WEST FDS T/R BD-PLN ON 12/31/2021 AT 10.23 FOR REINVESTMENT ACCOUNT 1055087394	65.918	674.34
01/31/2022	02/04/2022	PURCHASED 67.443 SHS METROPOLITAN WEST FDS T/R BD-PLN ON 01/31/2022 AT 10.01 FOR REINVESTMENT ACCOUNT 1055087394	67.443	675.10
02/28/2022	03/02/2022	PURCHASED 69.509 SHS METROPOLITAN WEST FDS T/R BD-PLN ON 02/28/2022 AT 9.87 FOR REINVESTMENT ACCOUNT 1055087394	69.509	686.05
03/31/2022	04/05/2022	PURCHASED 79.904 SHS METROPOLITAN WEST FDS T/R BD-PLN ON 03/31/2022 AT 9.55 FOR REINVESTMENT ACCOUNT 1055087394	79.904	763.08

ACCOUNT STATEMENT

Statement Period
Account Number07/01/2021 through 06/30/2022
M04687

186

Schedule Of Asset Acquisitions

TRADE DATE	SETTLMT DATE	DESCRIPTION	UNITS	COST
04/30/2022	05/05/2022	PURCHASED 81.082 SHS METROPOLITAN WEST FDS T/R BD-PLN ON 04/30/2022 AT 9.15 FOR REINVESTMENT ACCOUNT 1055087394	81.082	741.90
05/31/2022	06/08/2022	PURCHASED 90.328 SHS METROPOLITAN WEST FDS T/R BD-PLN ON 05/31/2022 AT 9.17 FOR REINVESTMENT ACCOUNT 1055087394	90.328	828.31
TOTAL			3,674.254	37,769.60
CUSIP # 693390841 PIMCO HIGH YIELD FD INSTL				
06/30/2021	07/06/2021	PURCHASED 58.178 SHS PIMCO HIGH YIELD FD INSTL ON 06/30/2021 AT 9.11 FOR REINVESTMENT ACCOUNT 1055087394	58.178	530.00
07/31/2021	08/05/2021	PURCHASED 60.153 SHS PIMCO HIGH YIELD FD INSTL ON 07/31/2021 AT 9.10 FOR REINVESTMENT ACCOUNT 1055087394	60.153	547.39
08/31/2021	09/03/2021	PURCHASED 56.451 SHS PIMCO HIGH YIELD FD INSTL ON 08/31/2021 AT 9.12 FOR REINVESTMENT ACCOUNT 1055087394	56.451	514.83
09/02/2021	09/03/2021	PURCHASED 1,095.29 SHS PIMCO HIGH YIELD FD INSTL ON 09/02/2021 AT 9.13 ACCOUNT 1055087394	1,095.29	10,000.00
09/30/2021	10/05/2021	PURCHASED 61.787 SHS PIMCO HIGH YIELD FD INSTL ON 09/30/2021 AT 9.08 FOR REINVESTMENT ACCOUNT 1055087394	61.787	561.03
10/31/2021	11/03/2021	PURCHASED 64.326 SHS PIMCO HIGH YIELD FD INSTL ON 10/31/2021 AT 9.01 FOR REINVESTMENT ACCOUNT 1055087394	64.326	579.58
11/30/2021	12/02/2021	PURCHASED 62.747 SHS PIMCO HIGH YIELD FD INSTL ON 11/30/2021 AT 8.89 FOR REINVESTMENT ACCOUNT 1055087394	62.747	557.82

ACCOUNT STATEMENT

Statement Period
Account Number

07/01/2021 through 06/30/2022
M04687

186

Schedule Of Asset Acquisitions

TRADE DATE	SETTLMT DATE	DESCRIPTION	UNITS	COST
12/31/2021	01/13/2022	PURCHASED 81.534 SHS PIMCO HIGH YIELD FD INSTL ON 12/31/2021 AT 9.03 FOR REINVESTMENT ACCOUNT 1055087394	81.534	736.25
01/31/2022	02/09/2022	PURCHASED 59.121 SHS PIMCO HIGH YIELD FD INSTL ON 01/31/2022 AT 8.73 FOR REINVESTMENT ACCOUNT 1055087394	59.121	516.13
02/28/2022	03/03/2022	PURCHASED 66.484 SHS PIMCO HIGH YIELD FD INSTL ON 02/28/2022 AT 8.62 FOR REINVESTMENT ACCOUNT 1055087394	66.484	573.09
03/31/2022	04/07/2022	PURCHASED 66.87 SHS PIMCO HIGH YIELD FD INSTL ON 03/31/2022 AT 8.51 FOR REINVESTMENT ACCOUNT 1055087394	66.87	569.06
04/30/2022	05/06/2022	PURCHASED 71.978 SHS PIMCO HIGH YIELD FD INSTL ON 04/30/2022 AT 8.15 FOR REINVESTMENT ACCOUNT 1055087394	71.978	586.62
05/31/2022	06/08/2022	PURCHASED 68.881 SHS PIMCO HIGH YIELD FD INSTL ON 05/31/2022 AT 8.18 FOR REINVESTMENT ACCOUNT 1055087394	68.881	563.45
TOTAL			1,873.8	16,835.25
CUSIP # 921937504 VANGUARD TOTL BD MKT IDX-INS				
08/02/2021	08/05/2021	PURCHASED .009 SHS VANGUARD TOTL BD MKT IDX-INS ON 08/02/2021 AT 11.43 FOR REINVESTMENT ACCOUNT 1055087394	.009	0.10
09/01/2021	09/01/2021	PURCHASED .009 SHS VANGUARD TOTL BD MKT IDX-INS ON 09/01/2021 AT 11.39 FOR REINVESTMENT ACCOUNT 1055087394	.009	0.10
09/30/2021	10/01/2021	PURCHASED .001 SHS VANGUARD TOTL BD MKT IDX-INS ON 09/30/2021 AT 11.27 THRU MUTUAL FUNDS FOR REINVESTMENT ACCOUNT 1055087394	.001	0.01

ACCOUNT STATEMENT

Statement Period
Account Number

07/01/2021 through 06/30/2022
M04687

186

Schedule Of Asset Acquisitions

TRADE DATE	SETTLMT DATE	DESCRIPTION	UNITS	COST
TOTAL			.019	0.21
TOTAL OPEN END MF - FIXED INC TAX			24,824.085	251,014.10
OPEN END MF - EQUITY				
CUSIP # 00771X419 PINEBRIDGE GQG PARTNERS EMERGING MARKETS EQUITY FUND- INST				
09/02/2021	09/03/2021	PURCHASED 1,525.054 SHS PINEBRIDGE GQG PARTNERS EMERGING MARKETS EQUITY FUND- INST ON 09/02/2021 AT 18.36 ACCOUNT 1055087394	1,525.054	28,000.00
12/15/2021	12/17/2021	PURCHASED 232.989 SHS PINEBRIDGE GQG PARTNERS EMERGING MARKETS EQUITY FUND- INST ON 12/15/2021 AT 17.03 FOR REINVESTMENT ACCOUNT 1055087394	232.989	3,967.81
12/31/2021	01/04/2022	PURCHASED 383.291 SHS PINEBRIDGE GQG PARTNERS EMERGING MARKETS EQUITY FUND- INST ON 12/31/2021 AT 16.84 FOR REINVESTMENT ACCOUNT 1055087394	383.291	6,454.62
TOTAL			2,141.334	38,422.43
CUSIP # 207019704 CONESTOGA FDS SMLL CAP INSTL CL				
12/03/2021	12/06/2021	PURCHASED 133.024 SHS CONESTOGA FDS SMLL CAP INSTL CL ON 12/03/2021 AT 84.00 FOR REINVESTMENT ACCOUNT 1055087394	133.024	11,174.05
TOTAL			133.024	11,174.05
CUSIP # 315911727 FIDELITY INTERNATIONAL INDEX FUND-PRM				
09/02/2021	09/03/2021	PURCHASED 426.77 SHS FIDELITY INTERNATIONAL INDEX FUND-PRM ON 09/02/2021 AT 51.55 ACCOUNT 1055087394	426.77	22,000.00

ACCOUNT STATEMENT

Statement Period
Account Number07/01/2021 through 06/30/2022
M04687

186

Schedule Of Asset Acquisitions

TRADE DATE	SETTLMT DATE	DESCRIPTION	UNITS	COST
12/13/2021	02/16/2022	PURCHASED 162.728 SHS FIDELITY INTERNATIONAL INDEX FUND-PRM ON 12/13/2021 AT 48.45 FOR REINVESTMENT ACCOUNT 1055087394	162.728	7,884.16
TOTAL			589.498	29,884.16
CUSIP # 315911750 FIDELITY 500 INDEX FUND-AI				
07/06/2021	07/07/2021	PURCHASED 22.796 SHS FIDELITY 500 INDEX FUND-AI ON 07/06/2021 AT 151.03 FOR REINVESTMENT ACCOUNT 1055087394	22.796	3,442.95
10/04/2021	10/05/2021	PURCHASED 24.282 SHS FIDELITY 500 INDEX FUND-AI ON 10/04/2021 AT 151.15 FOR REINVESTMENT ACCOUNT 1055087394	24.282	3,670.15
12/13/2021	12/14/2021	PURCHASED 24.945 SHS FIDELITY 500 INDEX FUND-AI ON 12/13/2021 AT 163.33 FOR REINVESTMENT ACCOUNT 1055087394	24.945	4,074.31
04/11/2022	04/12/2022	PURCHASED 20.793 SHS FIDELITY 500 INDEX FUND-AI ON 04/11/2022 AT 155.83 FOR REINVESTMENT ACCOUNT 1055087394	20.793	3,240.22
TOTAL			92.816	14,427.63
CUSIP # 46141P297 VAUGHAN NELSON SMALL CAP VALUE ARISTOTLE INTERNATIONAL EQUITY FUND - INST				
09/02/2021	09/03/2021	PURCHASED 1,381.215 SHS VAUGHAN NELSON SMALL CAP VALUE ARISTOTLE INTERNATIONAL EQUITY FUND - INST ON 09/02/2021 AT 14.48 ACCOUNT 1055087394	1,381.215	20,000.00
12/15/2021	12/20/2021	PURCHASED 146.028 SHS VAUGHAN NELSON SMALL CAP VALUE ARISTOTLE INTERNATIONAL EQUITY FUND - INST ON 12/15/2021 AT 14.17 FOR REINVESTMENT ACCOUNT 1055087394	146.028	2,069.22

ACCOUNT STATEMENT

Statement Period
Account Number07/01/2021 through 06/30/2022
M04687

186

Schedule Of Asset Acquisitions

TRADE DATE	SETTLMT DATE	DESCRIPTION	UNITS	COST
12/15/2021	12/20/2021	PURCHASED 183.638 SHS VAUGHAN NELSON SMALL CAP VALUE ARISTOTLE INTERNATIONAL EQUITY FUND - INST ON 12/15/2021 AT 14.17 FOR REINVESTMENT ACCOUNT 1055087394	183.638	2,602.15
TOTAL			1,710.881	24,671.37
CUSIP # 552966806 MFS INSTL TR				
09/02/2021	09/03/2021	PURCHASED 431.034 SHS MFS INSTL TR ON 09/02/2021 AT 34.80 ACCOUNT 1055087394	431.034	15,000.00
12/10/2021	12/15/2021	PURCHASED 256.54 SHS MFS INSTL TR ON 12/10/2021 AT 32.92 FOR REINVESTMENT ACCOUNT 1055087394	256.54	8,445.29
12/10/2021	12/15/2021	PURCHASED 3.619 SHS MFS INSTL TR ON 12/10/2021 AT 32.92 FOR REINVESTMENT ACCOUNT 1055087394	3.619	119.14
12/10/2021	12/15/2021	PURCHASED 159.886 SHS MFS INSTL TR ON 12/10/2021 AT 32.92 FOR REINVESTMENT ACCOUNT 1055087394	159.886	5,263.44
TOTAL			851.079	28,827.87
CUSIP # 742537467 PRINCIPAL FDS INC CALI MUN INSTL :DIVERSIFIED REAL ASSET FUND; CLASS R-6 SHARES				
09/02/2021	09/03/2021	PURCHASED 1,098.097 SHS PRINCIPAL FDS INC CALI MUN INSTL :DIVERSIFIED REAL ASSET FUND; CLASS R-6 SHARES ON 09/02/2021 AT 13.66 ACCOUNT 1055087394	1,098.097	15,000.00
09/20/2021	09/22/2021	PURCHASED 475.192 SHS PRINCIPAL FDS INC CALI MUN INSTL :DIVERSIFIED REAL ASSET FUND; CLASS R-6 SHARES ON 09/20/2021 AT 12.95 FOR REINVESTMENT ACCOUNT 1055087394	475.192	6,153.74

ACCOUNT STATEMENT

Statement Period
Account Number07/01/2021 through 06/30/2022
M04687

186

Schedule Of Asset Acquisitions

TRADE DATE	SETTLMT DATE	DESCRIPTION	UNITS	COST
12/20/2021	12/28/2021	PURCHASED 25.998 SHS PRINCIPAL FDS INC CALI MUN INSTL :DIVERSIFIED REAL ASSET FUND; CLASS R-6 SHARES ON 12/20/2021 AT 13.07 FOR REINVESTMENT ACCOUNT 1055087394	25.998	339.79
12/20/2021	12/28/2021	PURCHASED 203.904 SHS PRINCIPAL FDS INC CALI MUN INSTL :DIVERSIFIED REAL ASSET FUND; CLASS R-6 SHARES ON 12/20/2021 AT 13.07 FOR REINVESTMENT ACCOUNT 1055087394	203.904	2,665.03
12/29/2021	01/03/2022	PURCHASED 403.687 SHS PRINCIPAL FDS INC CALI MUN INSTL :DIVERSIFIED REAL ASSET FUND; CLASS R-6 SHARES ON 12/29/2021 AT 13.21 FOR REINVESTMENT ACCOUNT 1055087394	403.687	5,332.71
03/17/2022	03/21/2022	PURCHASED 70.371 SHS PRINCIPAL FDS INC CALI MUN INSTL :DIVERSIFIED REAL ASSET FUND; CLASS R-6 SHARES ON 03/17/2022 AT 13.71 FOR REINVESTMENT ACCOUNT 1055087394	70.371	964.79
06/17/2022	06/22/2022	PURCHASED 91.716 SHS PRINCIPAL FDS INC CALI MUN INSTL :DIVERSIFIED REAL ASSET FUND; CLASS R-6 SHARES ON 06/17/2022 AT 12.58 FOR REINVESTMENT ACCOUNT 1055087394	91.716	1,153.79
TOTAL			2,368.965	31,609.85
CUSIP # 749255345 RBB FD INC ROBECO BOSTON PARTNERS SMALL CAP VALUE FD INSTL SHS FORMERLY BOSTON PARTNERS MICRO CAP VALUE FD				
09/02/2021	09/03/2021	PURCHASED 615.195 SHS RBB FD INC ROBECO BOSTON PARTNERS SMALL CAP VALUE FD INSTL SHS FORMERLY BOSTON PARTNERS MICRO CAP VALUE FD ON 09/02/2021 AT 32.51 ACCOUNT 1055087394	615.195	20,000.00

ACCOUNT STATEMENT

Statement Period
Account Number

07/01/2021 through 06/30/2022
M04687

186

Schedule Of Asset Acquisitions

TRADE DATE	SETTLMT DATE	DESCRIPTION	UNITS	COST
12/09/2021	12/15/2021	PURCHASED 341.02 SHS RBB FD INC ROBECO BOSTON PARTNERS SMALL CAP VALUE FD INSTL SHS FORMERLY BOSTON PARTNERS MICRO CAP VALUE FD ON 12/09/2021 AT 30.15 FOR REINVESTMENT ACCOUNT 1055087394	341.02	10,281.76
12/09/2021	12/15/2021	PURCHASED 111.974 SHS RBB FD INC ROBECO BOSTON PARTNERS SMALL CAP VALUE FD INSTL SHS FORMERLY BOSTON PARTNERS MICRO CAP VALUE FD ON 12/09/2021 AT 30.15 FOR REINVESTMENT ACCOUNT 1055087394	111.974	3,376.01
12/09/2021	12/15/2021	PURCHASED 26.691 SHS RBB FD INC ROBECO BOSTON PARTNERS SMALL CAP VALUE FD INSTL SHS FORMERLY BOSTON PARTNERS MICRO CAP VALUE FD ON 12/09/2021 AT 30.15 FOR REINVESTMENT ACCOUNT 1055087394	26.691	804.72
TOTAL			1,094.88	34,462.49
TOTAL OPEN END MF - EQUITY			8,982.477	213,479.85
TOTAL ASSET ACQUISITIONS			249,697.072	680,384.46

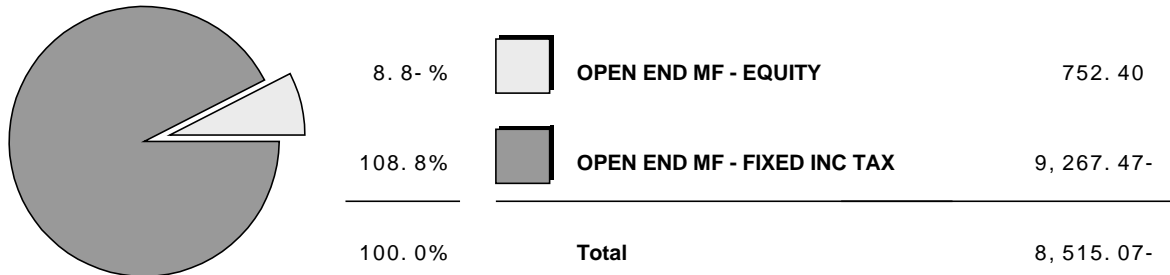
ACCOUNT STATEMENT

Statement Period
Account Number

07/01/2021 through 06/30/2022
M04687

186

Schedule Of Asset Dispositions Realized Gains & Losses Allocation



Realized Gains & Losses Schedule

TRADE DATE	SETTLMT DATE	DESCRIPTION	PROCEEDS	MKT / COST BASIS	MKT / COST GAIN / LOSS
SHORT TERM INVESTMENTS					
CUSIP # 38141W273 GOLDMAN SACHS FINANCIAL SQUARE FUNDS- GOVERNMENT FUND-FS					
07/28/2021	07/28/2021	SOLD 3,126.04 GOLDMAN SACHS FINANCIAL SQUARE FUNDS- GOVERNMENT FUND-FS ON 07/28/2021 AT 1.00 ACCOUNT 1055087394	3,126.04	3,126.04 3,126.04	
08/27/2021	08/27/2021	SOLD 127.69 GOLDMAN SACHS FINANCIAL SQUARE FUNDS- GOVERNMENT FUND-FS ON 08/27/2021 AT 1.00 ACCOUNT 1055087385	127.69	127.69 127.69	
09/03/2021	09/03/2021	SOLD 3,076.55 GOLDMAN SACHS FINANCIAL SQUARE FUNDS- GOVERNMENT FUND-FS ON 09/03/2021 AT 1.00 ACCOUNT 1055087394	3,076.55	3,076.55 3,076.55	

ACCOUNT STATEMENT

Statement Period
Account Number07/01/2021 through 06/30/2022
M04687

186

Schedule Of Asset Dispositions

TRADE DATE	SETTLMT DATE	DESCRIPTION	PROCEEDS	MKT / COST BASIS	MKT / COST GAIN / LOSS
09/07/2021	09/07/2021	SOLD 211,856.89 GOLDMAN SACHS FINANCIAL SQUARE FUNDS- GOVERNMENT FUND-FS ON 09/07/2021 AT 1.00 ACCOUNT 1055087385	211,856.89	211,856.89 211,856.89	
10/27/2021	10/27/2021	SOLD 143.85 GOLDMAN SACHS FINANCIAL SQUARE FUNDS- GOVERNMENT FUND-FS ON 10/27/2021 AT 1.00 ACCOUNT 1055087385	143.85	143.85 143.85	
10/28/2021	10/28/2021	SOLD 3,125.25 GOLDMAN SACHS FINANCIAL SQUARE FUNDS- GOVERNMENT FUND-FS ON 10/28/2021 AT 1.00 ACCOUNT 1055087385	3,125.25	3,125.25 3,125.25	
01/27/2022	01/27/2022	SOLD 125.78 GOLDMAN SACHS FINANCIAL SQUARE FUNDS- GOVERNMENT FUND-FS ON 01/27/2022 AT 1.00 ACCOUNT 1055087385	125.78	125.78 125.78	
01/28/2022	01/28/2022	SOLD 3,375 GOLDMAN SACHS FINANCIAL SQUARE FUNDS- GOVERNMENT FUND-FS ON 01/28/2022 AT 1.00 ACCOUNT 1055087385	3,375.00	3,375.00 3,375.00	
04/12/2022	04/12/2022	SOLD 2,145 GOLDMAN SACHS FINANCIAL SQUARE FUNDS- GOVERNMENT FUND-FS ON 04/12/2022 AT 1.00 ACCOUNT 1055087385	2,145.00	2,145.00 2,145.00	
04/12/2022	04/12/2022	SOLD 1,000 GOLDMAN SACHS FINANCIAL SQUARE FUNDS- GOVERNMENT FUND-FS ON 04/12/2022 AT 1.00 ACCOUNT 1055087394	1,000.00	1,000.00 1,000.00	
04/27/2022	04/27/2022	SOLD 125.34 GOLDMAN SACHS FINANCIAL SQUARE FUNDS- GOVERNMENT FUND-FS ON 04/27/2022 AT 1.00 ACCOUNT 1055087385	125.34	125.34 125.34	

ACCOUNT STATEMENT

Statement Period
Account Number07/01/2021 through 06/30/2022
M04687

186

Schedule Of Asset Dispositions

TRADE DATE	SETTLMT DATE	DESCRIPTION	PROCEEDS	MKT / COST BASIS	MKT / COST GAIN / LOSS
04/27/2022	04/27/2022	SOLD 3,125.42 GOLDMAN SACHS FINANCIAL SQUARE FUNDS- GOVERNMENT FUND-FS ON 04/27/2022 AT 1.00 ACCOUNT 1055087394	3,125.42	3,125.42 3,125.42	
06/27/2022	06/27/2022	SOLD 5,878.71 GOLDMAN SACHS FINANCIAL SQUARE FUNDS- GOVERNMENT FUND-FS ON 06/27/2022 AT 1.00 ACCOUNT 1055087394	5,878.71	5,878.71 5,878.71	
TOTAL 237,231.52			237,231.52	237,231.52 237,231.52	
TOTAL SHORT TERM INVESTMENTS			237,231.52	237,231.52 237,231.52	
OPEN END MF - FIXED INC TAX					
CUSIP # 057071854 BAIRD AGGREGATE BOND FUND					
03/22/2022	03/23/2022	SOLD 5,203.406 SHS BAIRD AGGREGATE BOND FUND ON 03/22/2022 AT 10.57 ACCOUNT 1055087394	55,000.00	59,803.34 59,393.80	4,803.34 - 4,393.80 -
TOTAL 5,203.406 SHS			55,000.00	59,803.34 59,393.80	4,803.34 - 4,393.80 -
CUSIP # 592905764 METROPOLITAN WEST FDS T/R BD-PLN					
03/22/2022	03/23/2022	SOLD 5,771.249 SHS METROPOLITAN WEST FDS T/R BD-PLN ON 03/22/2022 AT 9.53 ACCOUNT 1055087394	55,000.00	59,464.65 59,044.54	4,464.65 - 4,044.54 -
TOTAL 5,771.249 SHS			55,000.00	59,464.65 59,044.54	4,464.65 - 4,044.54 -
CUSIP # 921937504 VANGUARD TOTL BD MKT IDX-INS					
09/02/2021	09/03/2021	SOLD 5.839 SHS VANGUARD TOTL BD MKT IDX-INS ON 09/02/2021 AT 11.40 ACCOUNT 1055087394	66.56	66.04 66.03	0.52 0.53

ACCOUNT STATEMENT

Statement Period
Account Number

07/01/2021 through 06/30/2022
M04687

186

Schedule Of Asset Dispositions

TRADE DATE	SETTLMT DATE	DESCRIPTION	PROCEEDS	MKT / COST BASIS	MKT / COST GAIN / LOSS
03/22/2022	03/23/2022	SOLD .001 SHS VANGUARD TOTL BD MKT IDX-INS ON 03/22/2022 AT 10.43 ACCOUNT 1055087394	0.01	0.01 0.01	
TOTAL 5.84 SHS			66.57	66.05 66.04	0.52 0.53
TOTAL OPEN END MF - FIXED INC TAX			110,066.57	119,334.04 118,504.38	9,267.47 - 8,437.81 -
OPEN END MF - EQUITY					
CUSIP # 742537467 PRINCIPAL FDS INC CALI MUN INSTL :DIVERSIFIED REAL ASSET FUND; CLASS R-6 SHARES					
03/22/2022	03/23/2022	SOLD 1,446.132 SHS PRINCIPAL FDS INC CALI MUN INSTL :DIVERSIFIED REAL ASSET FUND; CLASS R-6 SHARES ON 03/22/2022 AT 13.83 ACCOUNT 1055087394	20,000.00	19,247.60 19,197.11	752.40 802.89
TOTAL 1,446.132 SHS			20,000.00	19,247.60 19,197.11	752.40 802.89
TOTAL OPEN END MF - EQUITY			20,000.00	19,247.60 19,197.11	752.40 802.89
TOTAL ASSET DISPOSITIONS			367,298.09	375,813.16 374,933.01	8,515.07 - 7,634.92 -

ACCOUNT STATEMENT

Statement Period
Account Number

07/01/2021 through 06/30/2022
M04687

186

5500 Schedule H, Part 1 Asset And Liability Statement

	BEGINNING OF YEAR	END OF YEAR
ASSETS:		
A TOTAL NONINTEREST-BEARING CASH		
B RECEIVABLES (LESS ALLOWANCE FOR DOUBTFUL ACCOUNTS):		
(1) EMPLOYERS		
(2) PARTICIPANTS		
(3) OTHER	674.15	1,505.24
C GENERAL INVESTMENTS:		
(1) INTEREST-BEARING CASH (INCL MONEY MARKETS & CD'S)	27,652.69	6,311.68
(2) U S GOVERNMENT SECURITIES		
(3) CORPORATE DEBT (OTHER THAN EMPLOYER SECURITIES)		
(A) PREFERRED		
(B) ALL OTHER		
(4) CORPORATE STOCK (OTHER THAN EMPLOYER SECURITIES)		
(A) PREFERRED		
(B) COMMON (INCLUDES FOREIGN)		
(5) PARTNERSHIPS/JOINT VENTURE INTERESTS		
(6) REAL ESTATE (OTHER THAN EMPLOYER REAL ESTATE)		
(7) LOANS (OTHER THAN PARTICIPANTS)		
(8) PARTICIPANT LOANS		
(9) VALUE OF INTEREST IN COMMON/COLLECTIVE FUNDS		
(10) VALUE OF INTEREST IN POOLED SEPARATE ACCOUNTS		
(11) VALUE OF INTEREST IN MASTER TRUSTS		
(12) VALUE OF INTEREST IN 103-12 INVESTMENT ENTITIES		
(13) VALUE OF INTEREST IN REG. INVESTMENT COMPANIES	4,070,313.23	3,735,051.11
(14) VALUE OF INTEREST IN INSURANCE CO. GENERAL ACCOUNTS		
(15) OTHER		
D EMPLOYER RELATED INVESTMENTS:		
(1) EMPLOYER SECURITIES		
(2) EMPLOYER REAL PROPERTY		
E BUILDINGS & OTHER PROPERTY USED IN PLAN OPERATIONS		
F TOTAL ASSETS (ADD ALL AMOUNTS IN LINES 1A THRU 1E)	4,098,640.07	3,742,868.03
LIABILITIES:		
G BENEFIT CLAIMS PAYABLE		
H OPERATING PAYABLES		
I ACQUISITION INDEBTEDNESS		
J OTHER LIABILITIES	65.83-	
K TOTAL LIABILITIES (ADD ALL AMOUNTS IN LINES 1G THRU 1J)	65.83-	
NET ASSETS (SUBTRACT LINE 1K FROM 1F)	4,098,574.24	3,742,868.03

ACCOUNT STATEMENT

Statement Period
Account Number

07/01/2021 through 06/30/2022
M04687

186

5500 Schedule H, Part 2 Income And Expense Statement

(A) AMOUNT (B) TOTAL

INCOME:		
A CONTRIBUTIONS:		
(1) RECEIVED OR RECEIVABLE IN CASH FROM:		
(A) EMPLOYERS		
(B) PARTICIPANTS		
(C) OTHERS (INCLUDING ROLLOVERS)		
(2) NON CASH CONTRIBUTIONS		
(3) TOTAL CONTRIBUTIONS		
B EARNINGS FROM INVESTMENTS:		
(1) INTEREST		
(A) INTEREST BEARING CASH	15.43	
(B) US GOVERNMENT SECURITIES		
(C) CORP DEBT INSTRUMENTS		
(D) LOANS (OTHER THAN TO PARTICIPANTS)		
(E) PARTICIPANT LOANS		
(F) OTHER		
(G) TOTAL INTEREST		15.43
(2) DIVIDENDS		
(A) PREFERRED STOCK		
(B) COMMON STOCK		
(C) REGISTERED INVESTMENTS	130,387.23	
(D) TOTAL DIVIDENDS		130,387.23
(3) RENTS		
(4) NET REALIZED G/L ON SALE/DISTRIBUTION OF ASSETS		
(A) AGGREGATE PROCEEDS	237,231.52	
(B) AGGREGATE CARRYING VALUE	237,231.52-	
(C) NET REALIZED GAIN/LOSS		
(5) UNREALIZED APPRECIATION/DEPRECIATION		
(6) NET INV G/L FROM COMMON/COLLECTIVE FUNDS		
(7) NET INV G/L FROM POOLED SEPARATE ACCOUNTS		
(8) NET INV G/L FROM MASTER TRUSTS		
(9) NET INV G/L FROM 103-12 INVESTMENT ENTITIES		
(10) NET INV G/L FROM REG. INVESTMENT COMPANIES		669,689.50-
C OTHER INCOME		
D TOTAL INCOME (ADD COLUMN B AND ENTER TOTAL):		539,286.84-
EXPENSES:		
E BENEFIT PAYMENTS/PAYMENTS TO PROVIDE BENEFITS:		
(1) DIRECTLY TO PARTICIPANTS		
(2) TO INSURANCE CARRIERS FOR PROVISION OF BENEFITS		
(3) OTHER		
(4) TOTAL PAYMENTS		
H INTEREST EXPENSE		
I ADMINISTRATIVE EXPENSES:		
(1) PROFESSIONAL FEES		
(2) CONTRACT ADMINISTRATIVE FEES		
(3) INVESTMENT ADVISORY AND MANAGEMENT FEES		
(4) OTHER EXPENSE	16,419.37-	
(5) TOTAL ADMINISTRATIVE EXPENSES:		16,419.37-

ACCOUNT STATEMENT

Statement Period	07/01/2021 through 06/30/2022	186
Account Number	M04687	

5500 Schedule H, Part 2
Income And Expense Statement

	(A) AMOUNT	(B) TOTAL
J TOTAL EXPENSES:		16,419.37 -
K NET INCOME/LOSS:		555,706.21 -
L TRANSFERS OF ASSETS		
(1) TO THIS PLAN	425,235.85	
(2) FROM THIS PLAN	225,235.85 -	
NET CHANGE		355,706.21 -
BEGINNING MARKET VALUE		4,098,574.24
ENDING MARKET VALUE		3,742,868.03

ACCOUNT STATEMENT

Statement Period
Account Number

07/01/2021 through 06/30/2022
M04687

186

Report Of 5% Transactions

BY ASSET		VALUATION		4,098,574.24 THRESHOLD		204,928.71
DESCRIPTION	TRAN TYPE	SETTLE DATE/ SHARES/UNITS	PURCHASE/SALE COST/PROCEEDS	BROKER COMMISSION/ OTH EXPENSE	COST OF ASSET/ PREV ANNL MKT	NET GAIN/LOSS
CUSIP # 38141W273 GOLDMAN SACHS FINANCIAL SQUARE FUNDS- GOVERNMENT FUND-FS ACCOUNT 1055087385	SEL	09/07/2021 211,856.890	211,856.89		211,856.89 211,856.89	
0 PURCHASES FOR	0.00	1 SALES FOR	211,856.89	ISSUE AGGREGATE TOTAL		211,856.89

ACCOUNT STATEMENT

Statement Period
Account Number07/01/2021 through 06/30/2022
M04687

186

Report Of 5% Transactions

AGGREGATE BY ASSET		VALUATION		4,098,574.24 THRESHOLD		204,928.71
DESCRIPTION	TRAN TYPE	SETTLE DATE/ SHARES/UNITS	PURCHASE/SALE COST/PROCEEDS	BROKER COMMISSION/ OTH EXPENSE	COST OF ASSET/ PREV ANNL MKT	NET GAIN/LOSS
CUSIP # 38141W273						
GOLDMAN SACHS FINANCIAL SQUARE						
FUNDS- GOVERNMENT FUND-FS						
ACCOUNT 1055087385	BUY	07/01/2021	0.28		0.28	
		0.280			0.28	
	BUY	07/01/2021	0.17		0.17	
ACCOUNT 1055087394		0.170			0.17	
	BUY	07/08/2021	200,000.00		200,000.00	
ACCOUNT 1055087385		200,000.000			200,000.00	
	SEL	07/28/2021	3,126.04		3,126.04	
ACCOUNT 1055087394		3,126.040			3,126.04	
	BUY	08/02/2021	2.39		2.39	
ACCOUNT 1055087385		2.390			2.39	
	BUY	08/02/2021	0.08		0.08	
ACCOUNT 1055087394		0.080			0.08	
	SEL	08/27/2021	127.69		127.69	
ACCOUNT 1055087385		127.690			127.69	
	BUY	09/01/2021	3.00		3.00	
ACCOUNT 1055087385		3.000			3.00	
	BUY	09/01/2021	0.04		0.04	
ACCOUNT 1055087394		0.040			0.04	
	SEL	09/03/2021	3,076.55		3,076.55	
ACCOUNT 1055087394		3,076.550			3,076.55	
	SEL	09/07/2021	211,856.89		211,856.89	
ACCOUNT 1055087385		211,856.890			211,856.89	
	BUY	10/01/2021	0.68		0.68	
ACCOUNT 1055087385		0.680			0.68	
	SEL	10/27/2021	143.85		143.85	
ACCOUNT 1055087385		143.850			143.85	
	SEL	10/28/2021	3,125.25		3,125.25	
ACCOUNT 1055087385		3,125.250			3,125.25	
	BUY	11/01/2021	0.12		0.12	
ACCOUNT 1055087385		0.120			0.12	
	BUY	12/01/2021	0.08		0.08	
ACCOUNT 1055087385		0.080			0.08	
	BUY	01/03/2022	0.09		0.09	
ACCOUNT 1055087385		0.090			0.09	
	SEL	01/27/2022	125.78		125.78	
ACCOUNT 1055087385		125.780			125.78	
	SEL	01/28/2022	3,375.00		3,375.00	
ACCOUNT 1055087385		3,375.000			3,375.00	
	BUY	02/01/2022	0.08		0.08	
ACCOUNT 1055087385		0.080			0.08	
	BUY	03/01/2022	0.03		0.03	
ACCOUNT 1055087385		0.030			0.03	
	BUY	03/23/2022	10,000.01		10,000.01	
ACCOUNT 1055087394		10,000.010			10,000.01	
	BUY	04/01/2022	0.29		0.29	
ACCOUNT 1055087385		0.290			0.29	

ACCOUNT STATEMENT

Statement Period
Account Number07/01/2021 through 06/30/2022
M04687

186

Report Of 5% Transactions

AGGREGATE BY ASSET		VALUATION		4,098,574.24 THRESHOLD		204,928.71
DESCRIPTION	TRAN TYPE	SETTLE DATE/ SHARES/UNITS	PURCHASE/SALE COST/PROCEEDS	BROKER COMMISSION/ OTH EXPENSE	COST OF ASSET/ PREV ANNL MKT	NET GAIN/LOSS
CUSIP # 38141W273 GOLDMAN SACHS FINANCIAL SQUARE FUNDS- GOVERNMENT FUND-FS						
ACCOUNT 1055087394	BUY	04/01/2022 0.560	0.56		0.56 0.56	
ACCOUNT 1055087385	SEL	04/12/2022 2,145.000	2,145.00		2,145.00 2,145.00	
ACCOUNT 1055087394	SEL	04/12/2022 1,000.000	1,000.00		1,000.00 1,000.00	
ACCOUNT 1055087385	SEL	04/27/2022 125.340	125.34		125.34 125.34	
ACCOUNT 1055087394	SEL	04/27/2022 3,125.420	3,125.42		3,125.42 3,125.42	
ACCOUNT 1055087385	BUY	05/02/2022 0.180	0.18		0.18 0.18	
ACCOUNT 1055087394	BUY	05/02/2022 1.340	1.34		1.34 1.34	
ACCOUNT 1055087385	BUY	06/01/2022 0.160	0.16		0.16 0.16	
ACCOUNT 1055087394	BUY	06/01/2022 2.220	2.22		2.22 2.22	
ACCOUNT 1055087385	BUY	06/27/2022 5,878.710	5,878.71		5,878.71 5,878.71	
ACCOUNT 1055087394	SEL	06/27/2022 5,878.710	5,878.71		5,878.71 5,878.71	
ACCOUNT 1055087394 21 PURCHASES FOR		215,890.51	13 SALES FOR	237,231.52	ISSUE AGGREGATE TOTAL	453,122.03

ACCOUNT STATEMENT

Statement Period
Account Number

07/01/2021 through 06/30/2022
M04687

186

Report Of 5% Transactions

AGGREGATE BY BROKER

VALUATION

4,098,574.24 THRESHOLD

204,928.71

DESCRIPTION	TRAN TYPE	SETTLE DATE/ SHARES/UNITS	PURCHASE/SALE COST/PROCEEDS	BROKER COMMISSION/ OTH EXPENSE	COST OF ASSET/ PREV ANNL MKT	NET GAIN/LOSS
-------------	--------------	------------------------------	--------------------------------	--------------------------------------	---------------------------------	---------------

NO REPORTABLE TRANSACTIONS

ACCOUNT STATEMENT

Statement Period
Account Number07/01/2021 through 06/30/2022
M04687

186

Broker Commissions Report

TRADE DATE	SETTLMT DATE	DESCRIPTION	PURCHASE/SALE COST/PROCEEDS	MKT/COST BASIS	MKT/COST GAIN/LOSS	COMMISSIONS/ PER SHARE	EXPENSES
MUTUAL FUNDS							
CUSIP # 921937504							
VANGUARD TOTL BD MKT IDX-INS							
09/30/2021	10/01/2021	PURCHASED .001 SHS AT 10.00 FOR REINVESTMENT ACCOUNT 1055087394	0.01	0.01 0.01		0.00 0.0000	0.00
TOTAL MUTUAL FUNDS						0.00	0.00
NO BROKER							
CUSIP # 057071854							
BAIRD AGGREGATE BOND FUND							
07/28/2021	07/29/2021	PURCHASED 66.83 SHS AT 11.60 FOR REINVESTMENT ACCOUNT 1055087394	775.23	775.23 775.23		0.00 0.0000	0.00
08/26/2021	08/27/2021	PURCHASED 60.276 SHS AT 11.53 FOR REINVESTMENT ACCOUNT 1055087394	694.98	694.98 694.98		0.00 0.0000	0.00
09/02/2021	09/03/2021	PURCHASED 2,590.674 SHS AT 11.58 ACCOUNT 1055087394	30,000.00	30,000.00 30,000.00		0.00 0.0000	0.00
09/27/2021	09/28/2021	PURCHASED 67.773 SHS AT 11.50 FOR REINVESTMENT ACCOUNT 1055087394	779.39	779.39 779.39		0.00 0.0000	0.00
10/27/2021	10/28/2021	PURCHASED 69.936 SHS AT 11.39 FOR REINVESTMENT ACCOUNT 1055087394	796.57	796.57 796.57		0.00 0.0000	0.00
11/26/2021	11/29/2021	PURCHASED 65.773 SHS AT 11.33 FOR REINVESTMENT ACCOUNT 1055087394	745.21	745.21 745.21		0.00 0.0000	0.00
12/17/2021	12/31/2021	PURCHASED 46.237 SHS AT 11.40 FOR REINVESTMENT ACCOUNT 1055087394	527.10	527.10 527.10		0.00 0.0000	0.00
12/29/2021	12/31/2021	PURCHASED 87.691 SHS AT 11.36 FOR REINVESTMENT ACCOUNT 1055087394	996.17	996.17 996.17		0.00 0.0000	0.00

ACCOUNT STATEMENT

Statement Period
Account Number07/01/2021 through 06/30/2022
M04687

186

Broker Commissions Report

TRADE DATE	SETTLMT DATE	DESCRIPTION	PURCHASE/SALE COST/PROCEEDS	MKT/COST BASIS	MKT/COST GAIN/LOSS	COMMISSIONS/ PER SHARE	EXPENSES
01/26/2022	01/27/2022	PURCHASED 57.241 SHS AT 11.13 FOR REINVESTMENT ACCOUNT 1055087394	637.09	637.09 637.09		0.00 0.0000	0.00
02/25/2022	02/28/2022	PURCHASED 77.688 SHS AT 10.8499 FOR REINVESTMENT ACCOUNT 1055087394	842.91	842.91 842.91		0.00 0.0000	0.00
03/22/2022	03/23/2022	SOLD 5,203.406 SHS AT 10.57 ACCOUNT 1055087394	55,000.00	59,803.34 59,393.80	4,803.34- 4,393.80-	0.00 0.0000	0.00
03/28/2022	03/29/2022	PURCHASED 68.139 SHS AT 10.50 FOR REINVESTMENT ACCOUNT 1055087394	715.46	715.46 715.46		0.00 0.0000	0.00
04/26/2022	05/03/2022	PURCHASED 70.388 SHS AT 10.24 FOR REINVESTMENT ACCOUNT 1055087394	720.77	720.77 720.77		0.00 0.0000	0.00
05/25/2022	05/26/2022	PURCHASED 79.703 SHS AT 10.21 FOR REINVESTMENT ACCOUNT 1055087394	813.77	813.77 813.77		0.00 0.0000	0.00
06/24/2022	06/27/2022	PURCHASED 83.328 SHS AT 9.98 FOR REINVESTMENT ACCOUNT 1055087394	831.61	831.61 831.61		0.00 0.0000	0.00
CUSIP # 09260B374							
BLACKROCK FDS V STRATEGIC INCOME OPPORTUNITES PORTFOLIO-K							
06/30/2021	07/02/2021	PURCHASED 61.962 SHS AT 10.3899 FOR REINVESTMENT ACCOUNT 1055087394	643.78	643.78 643.78		0.00 0.0000	0.00
07/31/2021	08/03/2021	PURCHASED 66.257 SHS AT 10.36 FOR REINVESTMENT ACCOUNT 1055087394	686.42	686.42 686.42		0.00 0.0000	0.00
08/31/2021	09/02/2021	PURCHASED 68.715 SHS AT 10.38 FOR REINVESTMENT ACCOUNT 1055087394	713.26	713.26 713.26		0.00 0.0000	0.00
09/02/2021	09/03/2021	PURCHASED 2,408.478 SHS AT 10.38 ACCOUNT 1055087394	25,000.00	25,000.00 25,000.00		0.00 0.0000	0.00

ACCOUNT STATEMENT

Statement Period
Account Number07/01/2021 through 06/30/2022
M04687

186

Broker Commissions Report

TRADE DATE	SETTLE DATE	DESCRIPTION	PURCHASE/SALE COST/PROCEEDS	MKT/COST BASIS	MKT/COST GAIN/LOSS	COMMISSIONS/ PER SHARE	EXPENSES
09/30/2021	10/01/2021	PURCHASED 65.223 SHS AT 10.32 FOR REINVESTMENT ACCOUNT 1055087394	673.10	673.10 673.10		0.00 0.0000	0.00
10/31/2021	11/03/2021	PURCHASED 60.074 SHS AT 10.29 FOR REINVESTMENT ACCOUNT 1055087394	618.16	618.16 618.16		0.00 0.0000	0.00
11/30/2021	12/01/2021	PURCHASED 51.549 SHS AT 10.2301 FOR REINVESTMENT ACCOUNT 1055087394	527.35	527.35 527.35		0.00 0.0000	0.00
12/22/2021	12/27/2021	PURCHASED 111.597 SHS AT 10.15 FOR REINVESTMENT ACCOUNT 1055087394	1,132.71	1,132.71 1,132.71		0.00 0.0000	0.00
12/22/2021	12/27/2021	PURCHASED 180.838 SHS AT 10.15 FOR REINVESTMENT ACCOUNT 1055087394	1,835.51	1,835.51 1,835.51		0.00 0.0000	0.00
12/31/2021	01/07/2022	PURCHASED 60.805 SHS AT 10.16 FOR REINVESTMENT ACCOUNT 1055087394	617.78	617.78 617.78		0.00 0.0000	0.00
01/31/2022	02/04/2022	PURCHASED 58.011 SHS AT 10.04 FOR REINVESTMENT ACCOUNT 1055087394	582.43	582.43 582.43		0.00 0.0000	0.00
02/28/2022	03/02/2022	PURCHASED 52.501 SHS AT 9.9099 FOR REINVESTMENT ACCOUNT 1055087394	520.28	520.28 520.28		0.00 0.0000	0.00
03/22/2022	03/23/2022	PURCHASED 12,232.416 SHS AT 9.81 ACCOUNT 1055087394	120,000.00	120,000.00 120,000.00		0.00 0.0000	0.00
03/31/2022	04/05/2022	PURCHASED 79.882 SHS AT 9.82 FOR REINVESTMENT ACCOUNT 1055087394	784.44	784.44 784.44		0.00 0.0000	0.00
04/30/2022	05/05/2022	PURCHASED 101.933 SHS AT 9.75 FOR REINVESTMENT ACCOUNT 1055087394	993.85	993.85 993.85		0.00 0.0000	0.00
05/31/2022	06/03/2022	PURCHASED 124.094 SHS AT 9.70 FOR REINVESTMENT ACCOUNT 1055087394	1,203.71	1,203.71 1,203.71		0.00 0.0000	0.00

ACCOUNT STATEMENT

Statement Period
Account Number07/01/2021 through 06/30/2022
M04687

186

Broker Commissions Report

TRADE DATE	SETTLMT DATE	DESCRIPTION	PURCHASE/SALE COST/PROCEEDS	MKT/COST BASIS	MKT/COST GAIN/LOSS	COMMISSIONS/ PER SHARE	EXPENSES
CUSIP # 592905764							
METROPOLITAN WEST FDS T/R BD-PLN							
06/30/2021	07/02/2021	PURCHASED 46.819 SHS AT 10.3001 FOR REINVESTMENT ACCOUNT 1055087394	482.24	482.24 482.24		0.00 0.0000	0.00
07/31/2021	08/05/2021	PURCHASED 49.857 SHS AT 10.3999 FOR REINVESTMENT ACCOUNT 1055087394	518.51	518.51 518.51		0.00 0.0000	0.00
08/31/2021	09/01/2021	PURCHASED 52.217 SHS AT 10.37 FOR REINVESTMENT ACCOUNT 1055087394	541.49	541.49 541.49		0.00 0.0000	0.00
09/02/2021	09/03/2021	PURCHASED 2,890.173 SHS AT 10.38 ACCOUNT 1055087394	30,000.00	30,000.00 30,000.00		0.00 0.0000	0.00
09/30/2021	10/01/2021	PURCHASED 53.558 SHS AT 10.2801 FOR REINVESTMENT ACCOUNT 1055087394	550.58	550.58 550.58		0.00 0.0000	0.00
10/31/2021	11/02/2021	PURCHASED 59.673 SHS AT 10.2599 FOR REINVESTMENT ACCOUNT 1055087394	612.24	612.24 612.24		0.00 0.0000	0.00
11/30/2021	12/01/2021	PURCHASED 54.563 SHS AT 10.27 FOR REINVESTMENT ACCOUNT 1055087394	560.36	560.36 560.36		0.00 0.0000	0.00
12/07/2021	12/08/2021	PURCHASED 13.21 SHS AT 10.2498 FOR REINVESTMENT ACCOUNT 1055087394	135.40	135.40 135.40		0.00 0.0000	0.00
12/31/2021	01/05/2022	PURCHASED 65.918 SHS AT 10.23 FOR REINVESTMENT ACCOUNT 1055087394	674.34	674.34 674.34		0.00 0.0000	0.00
01/31/2022	02/04/2022	PURCHASED 67.443 SHS AT 10.0099 FOR REINVESTMENT ACCOUNT 1055087394	675.10	675.10 675.10		0.00 0.0000	0.00
02/28/2022	03/02/2022	PURCHASED 69.509 SHS AT 9.8699 FOR REINVESTMENT ACCOUNT 1055087394	686.05	686.05 686.05		0.00 0.0000	0.00

ACCOUNT STATEMENT

Statement Period
Account Number07/01/2021 through 06/30/2022
M04687

186

Broker Commissions Report

TRADE DATE	SETTLEMENT DATE	DESCRIPTION	PURCHASE/SALE COST/PROCEEDS	MKT/COST BASIS	MKT/COST GAIN/LOSS	COMMISSIONS/PER SHARE	EXPENSES
03/22/2022	03/23/2022	SOLD 5,771.249 SHS AT 9.53 ACCOUNT 1055087394	55,000.00	59,464.65 59,044.54	4,464.65- 4,044.54-	0.00 0.0000	0.00
03/31/2022	04/05/2022	PURCHASED 79.904 SHS AT 9.55 FOR REINVESTMENT ACCOUNT 1055087394	763.08	763.08 763.08		0.00 0.0000	0.00
04/30/2022	05/05/2022	PURCHASED 81.082 SHS AT 9.15 FOR REINVESTMENT ACCOUNT 1055087394	741.90	741.90 741.90		0.00 0.0000	0.00
05/31/2022	06/08/2022	PURCHASED 90.328 SHS AT 9.17 FOR REINVESTMENT ACCOUNT 1055087394	828.31	828.31 828.31		0.00 0.0000	0.00
CUSIP # 693390841							
PIMCO HIGH YIELD FD INSTL							
06/30/2021	07/06/2021	PURCHASED 58.178 SHS AT 9.11 FOR REINVESTMENT ACCOUNT 1055087394	530.00	530.00 530.00		0.00 0.0000	0.00
07/31/2021	08/05/2021	PURCHASED 60.153 SHS AT 9.10 FOR REINVESTMENT ACCOUNT 1055087394	547.39	547.39 547.39		0.00 0.0000	0.00
08/31/2021	09/03/2021	PURCHASED 56.451 SHS AT 9.1199 FOR REINVESTMENT ACCOUNT 1055087394	514.83	514.83 514.83		0.00 0.0000	0.00
09/02/2021	09/03/2021	PURCHASED 1,095.29 SHS AT 9.13 ACCOUNT 1055087394	10,000.00	10,000.00 10,000.00		0.00 0.0000	0.00
09/30/2021	10/05/2021	PURCHASED 61.787 SHS AT 9.0801 FOR REINVESTMENT ACCOUNT 1055087394	561.03	561.03 561.03		0.00 0.0000	0.00
10/31/2021	11/03/2021	PURCHASED 64.326 SHS AT 9.01 FOR REINVESTMENT ACCOUNT 1055087394	579.58	579.58 579.58		0.00 0.0000	0.00
11/30/2021	12/02/2021	PURCHASED 62.747 SHS AT 8.89 FOR REINVESTMENT ACCOUNT 1055087394	557.82	557.82 557.82		0.00 0.0000	0.00
12/31/2021	01/13/2022	PURCHASED 81.534 SHS AT 9.03 FOR REINVESTMENT ACCOUNT 1055087394	736.25	736.25 736.25		0.00 0.0000	0.00

ACCOUNT STATEMENT

Statement Period
Account Number07/01/2021 through 06/30/2022
M04687

186

Broker Commissions Report

TRADE DATE	SETTLMT DATE	DESCRIPTION	PURCHASE/SALE COST/PROCEEDS	MKT/COST BASIS	MKT/COST GAIN/LOSS	COMMISSIONS/ PER SHARE	EXPENSES
01/31/2022	02/09/2022	PURCHASED 59.121 SHS AT 8.7301 FOR REINVESTMENT ACCOUNT 1055087394	516.13	516.13 516.13		0.00 0.0000	0.00
02/28/2022	03/03/2022	PURCHASED 66.484 SHS AT 8.62 FOR REINVESTMENT ACCOUNT 1055087394	573.09	573.09 573.09		0.00 0.0000	0.00
03/31/2022	04/07/2022	PURCHASED 66.87 SHS AT 8.5099 FOR REINVESTMENT ACCOUNT 1055087394	569.06	569.06 569.06		0.00 0.0000	0.00
04/30/2022	05/06/2022	PURCHASED 71.978 SHS AT 8.15 FOR REINVESTMENT ACCOUNT 1055087394	586.62	586.62 586.62		0.00 0.0000	0.00
05/31/2022	06/08/2022	PURCHASED 68.881 SHS AT 8.18 FOR REINVESTMENT ACCOUNT 1055087394	563.45	563.45 563.45		0.00 0.0000	0.00
CUSIP # 921937504							
VANGUARD TOTL BD MKT IDX-INS							
08/02/2021	08/05/2021	PURCHASED .009 SHS AT 11.1111 FOR REINVESTMENT ACCOUNT 1055087394	0.10	0.10 0.10		0.00 0.0000	0.00
09/01/2021	09/01/2021	PURCHASED .009 SHS AT 11.1111 FOR REINVESTMENT ACCOUNT 1055087394	0.10	0.10 0.10		0.00 0.0000	0.00
09/02/2021	09/03/2021	SOLD 5.839 SHS AT 11.40 ACCOUNT 1055087394	66.56	66.04 66.03	0.52 0.53	0.00 0.0000	0.00
03/22/2022	03/23/2022	SOLD .001 SHS AT 10.43 ACCOUNT 1055087394	0.01	0.01 0.01		0.00 0.0000	0.00
CUSIP # 00771X419							
PINEBRIDGE GQG PARTNERS EMERGING MARKETS EQUITY FUND- INST							
09/02/2021	09/03/2021	PURCHASED 1,525.054 SHS AT 18.36 ACCOUNT 1055087394	28,000.00	28,000.00 28,000.00		0.00 0.0000	0.00

ACCOUNT STATEMENT

Statement Period
Account Number07/01/2021 through 06/30/2022
M04687

186

Broker Commissions Report

TRADE DATE	SETTLMT DATE	DESCRIPTION	PURCHASE/SALE COST/PROCEEDS	MKT/COST BASIS	MKT/COST GAIN/LOSS	COMMISSIONS/ PER SHARE	EXPENSES
12/15/2021	12/17/2021	PURCHASED 232.989 SHS AT 17.03 FOR REINVESTMENT ACCOUNT 1055087394	3,967.81	3,967.81 3,967.81		0.00 0.0000	0.00
12/31/2021	01/04/2022	PURCHASED 383.291 SHS AT 16.84 FOR REINVESTMENT ACCOUNT 1055087394	6,454.62	6,454.62 6,454.62		0.00 0.0000	0.00
CUSIP # 207019704							
CONESTOGA FDS SMLL CAP INSTL CL							
12/03/2021	12/06/2021	PURCHASED 133.024 SHS AT 84.0003 FOR REINVESTMENT ACCOUNT 1055087394	11,174.05	11,174.05 11,174.05		0.00 0.0000	0.00
CUSIP # 315911727							
FIDELITY INTERNATIONAL INDEX FUND-PRM							
09/02/2021	09/03/2021	PURCHASED 426.77 SHS AT 51.55 ACCOUNT 1055087394	22,000.00	22,000.00 22,000.00		0.00 0.0000	0.00
12/13/2021	02/16/2022	PURCHASED 162.728 SHS AT 48.4499 FOR REINVESTMENT ACCOUNT 1055087394	7,884.16	7,884.16 7,884.16		0.00 0.0000	0.00
CUSIP # 315911750							
FIDELITY 500 INDEX FUND-AI							
07/06/2021	07/07/2021	PURCHASED 22.796 SHS AT 151.0331 FOR REINVESTMENT ACCOUNT 1055087394	3,442.95	3,442.95 3,442.95		0.00 0.0000	0.00
10/04/2021	10/05/2021	PURCHASED 24.282 SHS AT 151.1469 FOR REINVESTMENT ACCOUNT 1055087394	3,670.15	3,670.15 3,670.15		0.00 0.0000	0.00
12/13/2021	12/14/2021	PURCHASED 24.945 SHS AT 163.3317 FOR REINVESTMENT ACCOUNT 1055087394	4,074.31	4,074.31 4,074.31		0.00 0.0000	0.00
04/11/2022	04/12/2022	PURCHASED 20.793 SHS AT 155.8323 FOR REINVESTMENT ACCOUNT 1055087394	3,240.22	3,240.22 3,240.22		0.00 0.0000	0.00

ACCOUNT STATEMENT

Statement Period
Account Number07/01/2021 through 06/30/2022
M04687

186

Broker Commissions Report

TRADE DATE	SETTLMT DATE	DESCRIPTION	PURCHASE/SALE COST/PROCEEDS	MKT/COST BASIS	MKT/COST GAIN/LOSS	COMMISSIONS/ PER SHARE	EXPENSES
CUSIP # 46141P297							
VAUGHAN NELSON SMALL CAP VALUE ARISTOTLE INTERNATIONAL EQUITY FUND - INST							
09/02/2021	09/03/2021	PURCHASED 1,381.215 SHS AT 14.48 ACCOUNT 1055087394	20,000.00	20,000.00 20,000.00		0.00 0.0000	0.00
12/15/2021	12/20/2021	PURCHASED 146.028 SHS AT 14.17 FOR REINVESTMENT ACCOUNT 1055087394	2,069.22	2,069.22 2,069.22		0.00 0.0000	0.00
12/15/2021	12/20/2021	PURCHASED 183.638 SHS AT 14.17 FOR REINVESTMENT ACCOUNT 1055087394	2,602.15	2,602.15 2,602.15		0.00 0.0000	0.00
CUSIP # 552966806							
MFS INSTL TR							
09/02/2021	09/03/2021	PURCHASED 431.034 SHS AT 34.80 ACCOUNT 1055087394	15,000.00	15,000.00 15,000.00		0.00 0.0000	0.00
12/10/2021	12/15/2021	PURCHASED 256.54 SHS AT 32.92 FOR REINVESTMENT ACCOUNT 1055087394	8,445.29	8,445.29 8,445.29		0.00 0.0000	0.00
12/10/2021	12/15/2021	PURCHASED 3.619 SHS AT 32.9207 FOR REINVESTMENT ACCOUNT 1055087394	119.14	119.14 119.14		0.00 0.0000	0.00
12/10/2021	12/15/2021	PURCHASED 159.886 SHS AT 32.92 FOR REINVESTMENT ACCOUNT 1055087394	5,263.44	5,263.44 5,263.44		0.00 0.0000	0.00
CUSIP # 742537467							
PRINCIPAL FDS INC CALI MUN INSTL :DIVERSIFIED REAL ASSET FUND; CLASS R-6 SHARES							
09/02/2021	09/03/2021	PURCHASED 1,098.097 SHS AT 13.66 ACCOUNT 1055087394	15,000.00	15,000.00 15,000.00		0.00 0.0000	0.00

ACCOUNT STATEMENT

Statement Period
Account Number07/01/2021 through 06/30/2022
M04687

186

Broker Commissions Report

TRADE DATE	SETTLEMENT DATE	DESCRIPTION	PURCHASE/SALE COST/PROCEEDS	MKT/COST BASIS	MKT/COST GAIN/LOSS	COMMISSIONS/PER SHARE	EXPENSES
09/20/2021	09/22/2021	PURCHASED 475.192 SHS AT 12.95 FOR REINVESTMENT ACCOUNT 1055087394	6,153.74	6,153.74 6,153.74		0.00 0.0000	0.00
12/20/2021	12/28/2021	PURCHASED 25.998 SHS AT 13.0699 FOR REINVESTMENT ACCOUNT 1055087394	339.79	339.79 339.79		0.00 0.0000	0.00
12/20/2021	12/28/2021	PURCHASED 203.904 SHS AT 13.07 FOR REINVESTMENT ACCOUNT 1055087394	2,665.03	2,665.03 2,665.03		0.00 0.0000	0.00
12/29/2021	01/03/2022	PURCHASED 403.687 SHS AT 13.21 FOR REINVESTMENT ACCOUNT 1055087394	5,332.71	5,332.71 5,332.71		0.00 0.0000	0.00
03/17/2022	03/21/2022	PURCHASED 70.371 SHS AT 13.7101 FOR REINVESTMENT ACCOUNT 1055087394	964.79	964.79 964.79		0.00 0.0000	0.00
03/22/2022	03/23/2022	SOLD 1,446.132 SHS AT 13.83 ACCOUNT 1055087394	20,000.00	19,247.60 19,197.11	752.40 802.89	0.00 0.0000	0.00
06/17/2022	06/22/2022	PURCHASED 91.716 SHS AT 12.58 FOR REINVESTMENT ACCOUNT 1055087394	1,153.79	1,153.79 1,153.79		0.00 0.0000	0.00
CUSIP # 749255345							
RBB FD INC ROBECO BOSTON PARTNERS SMALL CAP VALUE FD INSTL SHS FORMERLY BOSTON PARTNERS MICRO CAP VALUE FD							
09/02/2021	09/03/2021	PURCHASED 615.195 SHS AT 32.51 ACCOUNT 1055087394	20,000.00	20,000.00 20,000.00		0.00 0.0000	0.00
12/09/2021	12/15/2021	PURCHASED 341.02 SHS AT 30.15 FOR REINVESTMENT ACCOUNT 1055087394	10,281.76	10,281.76 10,281.76		0.00 0.0000	0.00
12/09/2021	12/15/2021	PURCHASED 111.974 SHS AT 30.1499 FOR REINVESTMENT ACCOUNT 1055087394	3,376.01	3,376.01 3,376.01		0.00 0.0000	0.00
12/09/2021	12/15/2021	PURCHASED 26.691 SHS AT 30.1495 FOR REINVESTMENT ACCOUNT 1055087394	804.72	804.72 804.72		0.00 0.0000	0.00

ACCOUNT STATEMENT

Statement Period
Account Number

07/01/2021 through 06/30/2022
M04687

186

Broker Commissions Report

TRADE DATE	SETTLMT DATE	DESCRIPTION	PURCHASE/SALE COST/PROCEEDS	MKT/COST BASIS	MKT/COST GAIN/LOSS	COMMISSIONS/ PER SHARE	EXPENSES
TOTAL NO BROKER						0.00	0.00
TOTAL BROKER COMMISSIONS						0.00	0.00

ACCOUNT STATEMENT

Statement Period
Account Number

07/01/2021 through 06/30/2022
M04687

186

MESSAGE PAGE

ERISA PLAN NOTICE

ERISA PLAN SPONSORS MUST GO TO THE DEPARTMENT OF LABOR'S WEBSITE TO ELECTRONICALLY COMPLETE FORM 5500 REPORTING, AS REQUIRED BY ERISA AND THE INTERNAL REVENUE CODE FOR PLAN YEARS THAT BEGIN AFTER 12/31/2008. YOU CAN REACH THE REPORTING TOOL, FILING REQUIREMENTS AND A LIST OF FREQUENTLY ASKED QUESTIONS AT: WWW.EFAST.DOL.GOV

AS A REMINDER, YOUR ANNUAL STATEMENT, AVAILABLE ON CUSTODY ONLINE*, INCLUDES THE FOLLOWING REPORTS WHICH CAN BE ATTACHED IN .PDF FORMAT TO THE ELECTRONIC 5500 FILING:**

UNREALIZED GAINS AND LOSSES
SCHEDULE H, PART I AND PART II
REPORT OF 5% TRANSACTIONS
5500 STATEMENT OF REALIZED GAIN (LOSS)
INCOME EARNED AND ACCRUED

* IF YOU DO NOT HAVE ACCESS TO CUSTODY ONLINE, OUR FREE INTERNET PRODUCT WHICH PROVIDES ACCESS TO YOUR TRUST ACCOUNT DATA AND STATEMENTS, PLEASE CONTACT YOUR RELATIONSHIP MANAGER TO SIGN UP, OR FOR AN ELECTRONIC FILE OF YOUR ANNUAL STATEMENT.

ACCOUNT STATEMENT

Statement Period
Account Number

07/01/2021 through 06/30/2022
M04687

186

MESSAGE PAGE

SWEEP

COMERICA OFFERS A VAST ARRAY OF MONEY MARKET SWEEP VEHICLE OPTIONS TO OUR CLIENTS, INCLUDING GOVERNMENT, TREASURY AND TAX-EXEMPT FUNDS.

PLEASE CONTACT YOUR RELATIONSHIP MANAGER FOR ADDITIONAL INFORMATION ON SWEEP OPTIONS.

COMERICA DOES NOT GUARANTEE INVESTMENT RESULTS. WHERE NON-DEPOSIT INVESTMENT PRODUCTS ARE USED, SUCH INVESTMENT PRODUCTS ARE NOT INSURED BY THE FDIC; ARE NOT DEPOSITS OF OR OTHER OBLIGATIONS OF COMERICA AND ARE NOT GUARANTEED BY COMERICA; AND ARE SUBJECT TO INVESTMENT RISKS, INCLUDING THE POSSIBLE LOSS OF THE PRINCIPAL INVESTED.

IMPORTANT NEWS REGARDING ACH (DIRECT DEPOSIT) PAYMENTS

THE NATIONAL AUTOMATED CLEARING HOUSE ASSOCIATION (NACHA) REQUIRES THAT ALL PARTIES TO AN ACH TRANSACTION MUST CLASSIFY PAYMENTS TRANSMITTED TO OR RECEIVED FROM, A FINANCIAL AGENCY OUTSIDE THE U.S. AS AN INTERNATIONAL ACH TRANSACTION (IAT). THE FEDERAL BANK SECRECY ACT REQUIRES THAT ADDITIONAL DATA BE SENT WITH AN IAT.

THERE ARE SUBSTANTIAL MONETARY PENALTIES FOR VIOLATION OF THE IAT RULES, SO IT IS IMPORTANT FOR US TO WORK TOGETHER TO ENSURE FULL COMPLIANCE WITH THE RULES.

ADDITIONAL INFORMATION REQUIRED

THE ORIGINATOR OF A TRANSACTION CODED AS AN IAT (WHICH INCLUDES DIRECT DEPOSITS OF PENSION PAYMENTS WHICH ULTIMATELY END UP AT A NON-U.S. FINANCIAL AGENCY) WILL BE REQUIRED TO PROVIDE THE FOLLOWING ADDITIONAL INFORMATION TO COMERICA BANK:

NAME AND PHYSICAL ADDRESS OF THE ORIGINATOR (PLAN SPONSOR IN THE CASE OF PENSION PAYMENTS)
NAME AND PHYSICAL ADDRESS OF THE RECEIVER (BENEFICIARY)
ACCOUNT NUMBER OF THE RECEIVER
IDENTITY OF THE RECEIVER'S BANK
CORRESPONDENT BANK'S NAME, BANK ID NUMBER AND BANK BRANCH COUNTRY CODE
REASON FOR THE PAYMENT

DUE DILIGENCE FOR RETIREMENT PLANS

AS PART OF OUR DUE DILIGENCE EFFORT TO COMPLY WITH THE IAT RULES, COMERICA WILL CONTACT DIRECTLY THOSE RETIREES WHO ARE RECEIVING THEIR PENSION PAYMENTS VIA ACH AND FOR WHOM WE HAVE A FOREIGN ADDRESS. WE NEED YOUR ASSISTANCE, HOWEVER, TO IDENTIFY ANY OTHER RETIREES WHOSE PENSION PAYMENTS MIGHT BE SUBJECT TO THE IAT RULES.

ACCORDING TO NACHA, IN THE CASE OF PENSION PAYMENTS, IT IS THE EMPLOYER'S OBLIGATION TO UNDERSTAND THE LEGAL DOMICILE OF ITS RETIREES AND INQUIRE WHETHER THEY HOLD ACCOUNTS IN U.S. BANKS OR WITH OFFSHORE FINANCIAL INSTITUTIONS. THE EMPLOYER OR PLAN SPONSOR IS CONSIDERED TO BE THE "ORIGINATOR" OF THE PENSION PAYMENTS. IF YOU HAVE ANY QUESTIONS, PLEASE CONTACT YOUR RELATIONSHIP MANAGER.

ACCOUNT STATEMENT

Statement Period
Account Number

07/01/2021 through 06/30/2022
M04687

186

MESSAGE PAGE

DECLARATION OF TRUST DOCUMENTS AVAILABLE

COMERICA BANK & TRUST, N.A., THE TRUSTEE OF A VARIETY OF COMMON TRUST AND COLLECTIVE INVESTMENT FUNDS, HAS CLAIMED AN EXEMPTION FROM THE DEFINITION OF THE TERM "COMMODITY POOL OPERATOR" UNDER THE COMMODITY EXCHANGE ACT, AND IS, THEREFORE, NOT SUBJECT TO REGISTRATION UNDER THE ACT RELATIVE TO EACH OF THE FUNDS. FOR A COMPLETE LIST OF THE RELEVANT FUNDS, PLEASE CONTACT YOUR RELATIONSHIP MANAGER.

COMERICA MAY PARTICIPATE IN CLASS ACTION LAWSUITS ON YOUR BEHALF UNLESS OTHERWISE INSTRUCTED.
IF A SETTLEMENT IS RECEIVED, COMERICA MAY CHARGE A FEE OF \$10 WHEN THE PROCEEDS ARE POSTED TO THE ACCOUNT.

RABBI TRUST

"FOR NON-QUALIFIED RABBI TRUST CLIENTS, THE ANNUAL STATEMENT CONTAINS THE INFORMATION NEEDED TO ASSIST PLAN SPONSORS IN COMPUTING TAXABLE INCOME AND FULFILLING THEIR TAX REPORTING REQUIREMENTS."