

Newtown Police Department Facility Needs Assessment & Validation

The following presentation identifies the facts through 18 years of research to justify moving forward.

“Give us the tools and we will do the job”

- Winston Churchill

By Chief James Viadero and
Lieutenant David Kullgren
Updated 12/09/16

17 Years of Research, 17 Years of Facts.

- 1999 Facility Assessment conducted by Kaestle Boos Assoc, Incorporated:
 - In 1999 facility had an estimated 700,000 worth of improvements recommended in categories of Urgent, highly recommended and lowest priority. In today's dollars that is over \$1,000,000.00, not to mention what has been added to this list since.
- 2008 Facility Needs Assessment conducted by Jacunski Humes Architects, LLC. :
 - The current facility is inadequate for the Town's current needs and by far will not suffice for the future needs of the department and thus the needs of the Town.
- Based on a 2009 Study conducted by Lt. Kullgren of the current facility and property:
 - The current property and facility with respect to size, zoning regulations, building codes and space needs are inadequate. Hence renovating the current facility is not an option and would be cost prohibitive.
- 2015 Municipal Buildings Strategic Plan Advisory Committee (DRA Architects)
 - Tasked with reviewing a number of Town buildings to include the Police Department.
 - Oct 2015 meeting, "Motion: Jim Filan motioned to recommend to the Board of Selectman that Town Hall South not be renovated for the purposes of the Police Department based on the numbers given at today's meeting. Kathy Hamilton seconded. The motion was approved unanimously. "
 - The Committee further recommended renovating other Town buildings would be cost prohibitive, building from scratch is the smartest and most cost-effective approach.

Why a New Facility is Needed

- Since 1999 the town has conducted and paid for three space/facility need assessments; 1999, 2008 and 2015. All three of these studies resulted in the same conclusion. That the current facility is inadequate for current staffing and space needs, not to mention future growth of the agency and the community.

"We can't solve problems by using the same kind of thinking we used when we created them"

-Albert Einstein

Further Validation

- Space deficiencies; restrooms, training, evidence processing, offices, storage, equipment, etc.
- Fire, electrical and ADA codes, HVAC and Information technology deficiencies, which do not meet current standards.
- Parking deficiencies.
- Current facility and property are inadequate for upgrade or expansion.
- Security and safety deficiencies.
- State and Federal mandates continue to stress the existing agency and facility limitations.
- Current facility is in need of major repairs; dilapidated siding, leaks, HVAC, septic, ADA compliance, etc.
- Our community needs a place for law enforcement and our residents to meet, train and network together.

Current CIP Allocations

- Fiscal Year 2017/2018:
 - \$500 thousand, design & engineering of a new facility
- Fiscal Year 2018/2019:
 - \$5 million, to be detailed in Municipal Facility Plan
- Fiscal Year 2019/2020
 - \$5 million, to be detailed in Municipal Facility Plan

Talking Points

- Will a new facility house the Emergency Communication Center?
 - Yes, current regionalization legislation has failed year after year.
- What Town owned building will be consolidated or closed?
 - None
- Where would a new facility be located?
 - Fairfield Hills?
- What are the square footage requirements?
 - Cost to construct? \$13-15 Million (2015 dollars)
 - Will a range be a component of the new facility? Yes, as range availability is limited statewide.

Areas of Extreme Concern

- Sharing space with three other Town Departments.
 - Severely hampers public access to the facility and overall security
 - Limited parking for staff and residents
 - Limited public meeting area for staff and residents
 - Lobby security concerns for our residents
- Lack of Adequate Offices & Circular Accommodations
 - Restrooms
 - Breakrooms
 - Prisoner Booking & Lockup
 - Administrative offices
 - Locker rooms
 - Storage


Areas of Extreme Concern (continued)

- Server Room
 - All Town servers pass through the Police Department
 - Server room is overloaded today
- Professionalism
 - Morale
 - Esprit de corps
 - What type of image does the current facility project to the residents?
 - Current facility limits our agency to function optimally
 - Community meeting/presentation
 - Department training needs
 - 21st Century Policing & technology demands

Comparison of the Newtown PD to Wethersfield PD & Farmington PD


- This comparison was done in 2009 after the second space needs study was performed. Now 8 years later and a third study, we are still in the same position.
- **Wethersfield PD**
 - 2003, built
 - 47 Sworn Officers
 - Population 27,000
- **Farmington PD**
 - 2002, built
 - 44 Sworn Officers
 - Population 25,500
- **Newtown PD**
 - 1980, converted into a police department.
 - The current police department facility is an old tractor barn which was converted in 1980 (over 37 years ago) to be used as a police department. At that time there were 25 sworn officers, 3 support staff. At that time the dispatch staff were not under the same roof as they are now.
 - 2016, we have 45 sworn officers, 5 support staff, 13 dispatch staff. In 37 years the staff has more than doubled occupying the same building.
 - Population 28,000
- **NOTE:** Photographs in the following presentation are identified by;
 - **BLACK** outlined are of Newtown PD,
 - **RED** outlined are of comparable departments, i.e. Farmington/Wethersfield.

Building Exterior



Newtown PD

- Newtown PD currently 8,540 SQF
- Inadequate facility to operate efficiently and securely



Wethersfield PD

- 25,000 SQF
- Professionalism
- Pride
- Energy efficient utilities

Parking, Front


- Insufficient parking for staff, department vehicles and visitors.
- No secure parking for department vehicles.



Farmington PD



Newtown PD



Parking, Rear

- Inadequate parking for staff, department and visitor vehicles.
- No covered parking for department vehicles.
- No secure parking for department or staff vehicles.
- Parking shared by three town departments.



Newtown PD




Farmington PD




Lobby

Newtown PD




- Small Lobby used for dispatch, walk-in's, records and a adjacent interview room.
- No confidentiality during interviews.
- Only one interview at a time.
- 23' x 10' lobby which includes a bathroom


Newtown PD



Wethersfield PD



Farmington PD




Training / Roll Call / Classroom



Newtown PD

- One room used for roll call, training, conferences, break room, evidence processing, firearms cleaning, meetings and visitors.
- Also used to interview suspects, witnesses, victims and processing prisoners, lacking privacy and confidentiality.
- Accessible to prisoner area.
- 20' x 31' room



Wethersfield PD



Community Room




Farmington PD

- Training Area
- Press Room
- Community use; promoting community relations.
- Multipurpose meeting area; Town & Public.
- Town wide benefit
- Newtown does not have a multi purpose community meeting or training area.

Records

Newtown PD




- Insufficient; workspace, storage, archives.
- Unsecure
- Accessible to prisoner area.
- 10' x 30' room

Wethersfield PD



Communications / Server Room

Newtown PD



- Electrical and computer infrastructure are out of room.
- No room for growth to meet the Department's and the Town's needs.
- Computer server room is overloaded.
- A 28' x 16' room.
- All Town Servers pass through this room.



Wethersfield PD



Day Room / Kitchen

Newtown PD



- No tables, shared space.
- Electrical deficiencies causing breaker failure/overload.
- 10' x 5' hallway



Wethersfield PD



Farmington PD

By Lieutenant David Kullgren

Evidence

Newtown PD



- Currently we have two separate areas for evidence.
- No evidence processing area.
- Insufficient area for evidence storage to meet current standards.
- 7 1/2' x 10' closet
- 14' x 20' room downstairs



Wethersfield PD



Sally Port



Newtown PD



- Only one secure door creating a security risk.
- Processing of only one prisoner at one time.
- Insufficient area to extract non compliant prisoners.
- Minimal area for backing out of patrol vehicles.
- 12' x 20' garage




Wethersfield PD



Prisoner Processing Area 1

Newtown PD




- Small confined space, booking area separated from secondary processing and intox area.
- No fire suppression system.
- A 7 x 10' room

Wethersfield PD



Prisoner Processing Area 2

Newtown PD



- Two separate processing areas.
- Cluttered environment creating officer safety concerns.
- No visitor / attorney visiting area.
- Unsecured furniture and equipment.
- Indirect access to civilian employees.
- 7 1/2' x 10' processing area.

Wethersfield PD



Cell Block



Newtown PD





Farmington PD



- Cell area separate from booking with indirect access to civilian employees, roll call/training area, records.
- Insufficient number of cells; male, female and juvenile (juvenile separation).
- No fire suppression system.
- Indirect access to civilian employees.
- 12' x 19' cells and hallway area

Sergeant Office

Newtown PD




Wethersfield PD



- Six patrol Sergeants share a 14' x 14' office.
- Used to interview suspects, witnesses and victims.
- Direct access to civilian employees.
- Insufficient storage of patrol equipment.
- File storage location.

Administrative Work Area


Newtown PD



- Insufficient file storage.
- Lack of security with respect to sensitive files.
- No public waiting area
- Access not monitored.
- 16' x 20' open area and hallway




Wethersfield PD



Chief's Office

Newtown PD




- Small office area also used for file storage.
- No conference area.
- No visitor waiting area.
- High volume traffic area.
- 15' x 16' room



Wethersfield PD



Lieutenant's Office



Newtown PD



Wethersfield PD

- Both Operational and Administrative Lieutenants share this office space.
- No conference area.
- High volume traffic area.
- 16' x 16' room shared by two Lt's
- File storage location

Captain's Office




Newtown PD

- No conference area
- No privacy
- High volume traffic area
- 12 x 16 office

Detective Bureau

Newtown PD



- No conference / storage areas.
- Insufficient supervisors office
- Shared by 7 staff.
- No interview rooms for detectives, SRO's, Youth Officer
- No confidentiality during sensitive investigations.
- 25' x 14' office includes closet and file storage.



Wethersfield PD




Locker Rooms



Newtown PD



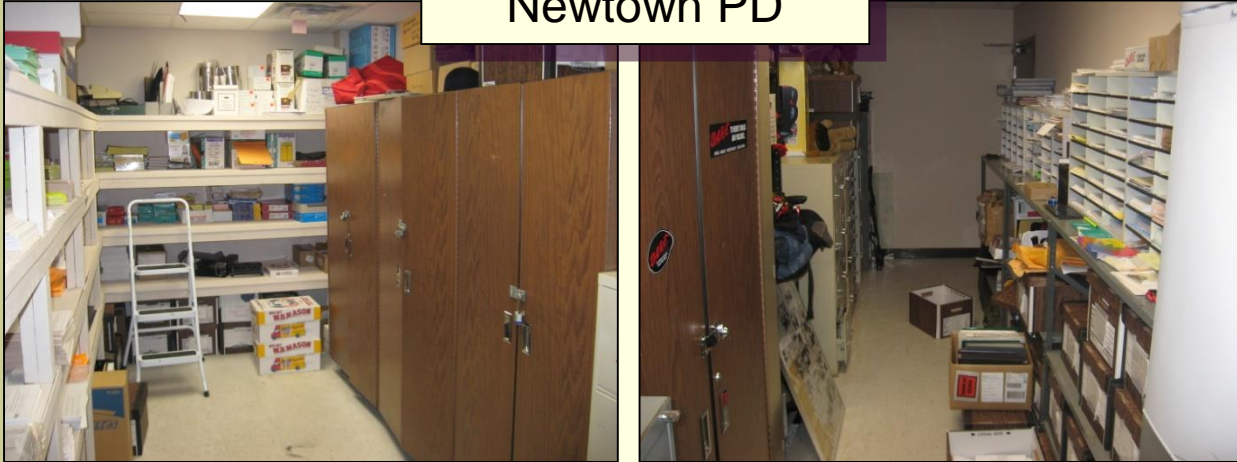
Farmington PD



- Insufficient lockers and storage. Two officers per locker.
- Insufficient space for officers to change.
- Insufficient showers
- 27' x 18' room; which house the lockers, toilet, urinals, shower and dressing area for 45 sworn officers.
- Unsecured access

Storage

Newtown PD



- Lack of sufficient storage areas
- Common complaint even from newly built police departments is a lack of storage areas.
- Erasure file storage area is already maxed out.
- 7' x 20' closet



Farmington PD

Impound Area



Newtown PD



Farmington PD



- No proper storage for explosives
- 32' x 47' area
- Current impound area also stores;
 - Department equipment
 - Command vehicle
 - Maintenance items
 - Auxiliary traffic equipment
 - Found items
 - Evidence

Armory



Newtown PD


- No preparation or cleaning area
- Sheetrock walls
- Insufficient space for all equipment and ammunition
- No alarm or video monitoring
- 7' x 12' closet



Farmington PD



Administrative Sgt's Office



- 8' x 12' converted closet
- Insufficient HVAC.
- No conference area.


Newtown PD

Fitness Center



- Currently there is no fitness center nor is there space for one.

Wethersfield PD



Firearms Training



Wethersfield PD

Just a few reasons to support a firing range

- 24/7 availability
- Reduced liability, no need to borrow another departments range, scheduling conflicts.
- Reduced overtime costs for travel and preparation.

Conclusion & Recommendations

- Keep the current CIP Plan as proposed.
- Newtown is a growing community; economically, population and police activity.
- Identify a Town parcel for the building site of the Newtown Police Department.
- Public safety is one of the cornerstones to community development.
- Projecting a professional image while remaining functionally efficient.
 - Ambulance garage
 - Newtown Hook & Ladder
 - Sandy Hook Fire department, substation

Thank you,

James Viadero, Chief of Police

Inspiration

“Give us the tools and we will do the job”

- Winston Churchill

***"We can't solve problems by using the same kind of thinking
we used when we created them"***

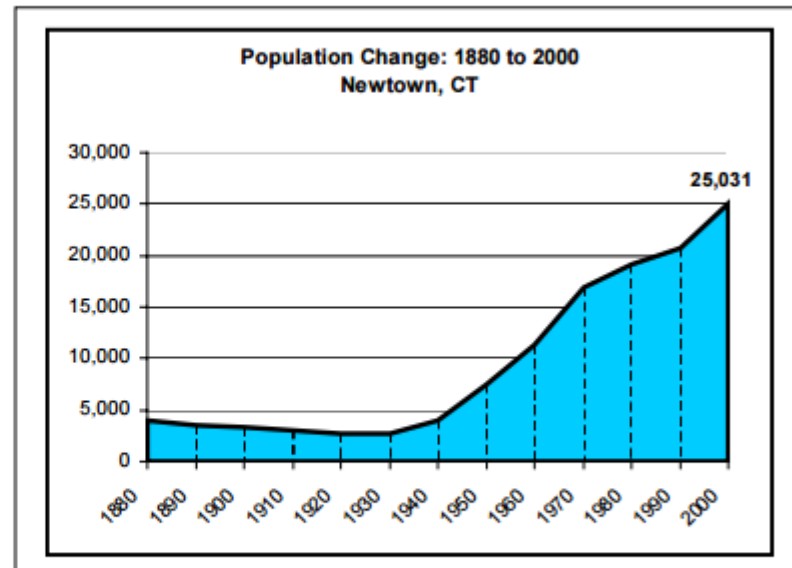
-Albert Einstein

Attachment A

2000 US Census Bureau

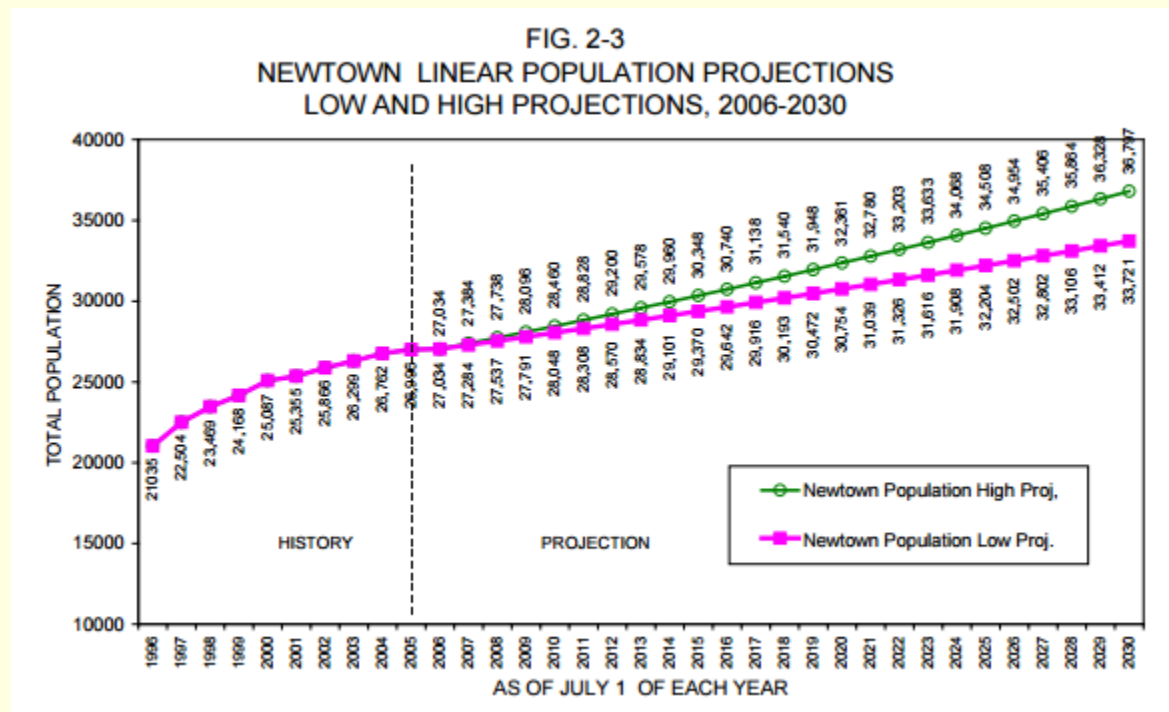
Table 1 Population Change: 1900 to 2000 Newtown, CT		
Census	Population	% Change
1880	4,013	-
1890	3,539	-11.8
1900	3,276	-7.4
1910	3,021	-7.8
1920	2,751	-8.9
1930	2,635	-4.2
1940	4,023	52.7
1950	7,448	85.1
1960	11,373	52.7
1970	16,942	49.0
1980	19,107	12.8
1990	20,779	8.8
2000	25,031	20.5

Source: U.S. Bureau of the Census



Attachment B

HC Planning Consultants 2008



Attachment C

HC Planning Consultants 2008

TABLE 2.1
PROJECTION OF TOTAL NEWTOWN POPULATION APPLYING
NEWTOWN'S SHARE (%) OF CONNECTICUT'S POPULATION

Connecticut Population (1)	30-Yr. Avg. Growth Rate Projections*			20-Yr. Avg. Rate Proj.		10-Yr. Avg. Rate Proj	
	Newtown Population (2)	Newtown's Share of CT Pop. (3)	Changes in Newtown's Share (4)	Newtown Population (5)	Newtown's Share of CT Pop. (6)	Newtown Population (7)	Newtown's Share of CT Pop. (8)
1900	908,420	3,276	0.3606%	3,276	0.361%	3,276	0.361%
1910	1,114,756	3,012	0.2702%	3,012	0.270%	3,012	0.270%
1920	1,380,631	2,751	0.1993%	2,751	0.199%	2,751	0.199%
1930	1,606,903	2,635	0.1640%	2,635	0.164%	2,635	0.164%
1940	1,709,242	4,023	0.2354%	4,023	0.235%	4,023	0.235%
1950	2,007,280	7,448	0.3710%	7,448	0.371%	7,448	0.371%
1960	2,535,234	11,373	0.4486%	11,373	0.449%	11,373	0.449%
1970	3,032,217	16,942	0.5587%	16,942	0.559%	16,942	0.559%
1980	3,107,576	19,107	0.6149%	19,107	0.615%	19,107	0.615%
1990	3,287,116	20,779	0.6321%	20,779	0.632%	20,779	0.632%
2000	3,405,565	25,031	0.7350%	25,031	0.735%	25,031	0.735%
2005	3,405,565	26,966	0.7918%	26,966	0.792%	26,966	0.792%
2010	3,503,185	28,398	0.7938%	27,852	0.795%	29,352	0.838%
2015	3,577,490	29,927	0.8232%	29,517	0.825%	31,815	0.889%
2020	3,635,414	31,287	0.8526%	31,086	0.855%	34,200	0.941%
2025	3,669,544	32,555	0.8820%	32,480	0.885%	36,408	0.992%
2030	3,691,016	33,618	0.9114%	33,778	0.915%	38,520	1.044%

Source: (1) projections by the U. S. Census Bureau; (2), (5) and (7) projections by HCPC, Inc.; Col. (3) = (2) / (1). * Average of three decades between 1970 and 2000.