

You asked for it...

sign up
on line

sign up with
www.MyActiveCenter.com

**all speakers,
events and
lunches can be
registered for at the
start of the month,
and through out the
month.**

**All fitness
classes
will be open for
registration
Fridays at
10am for the
following week.**

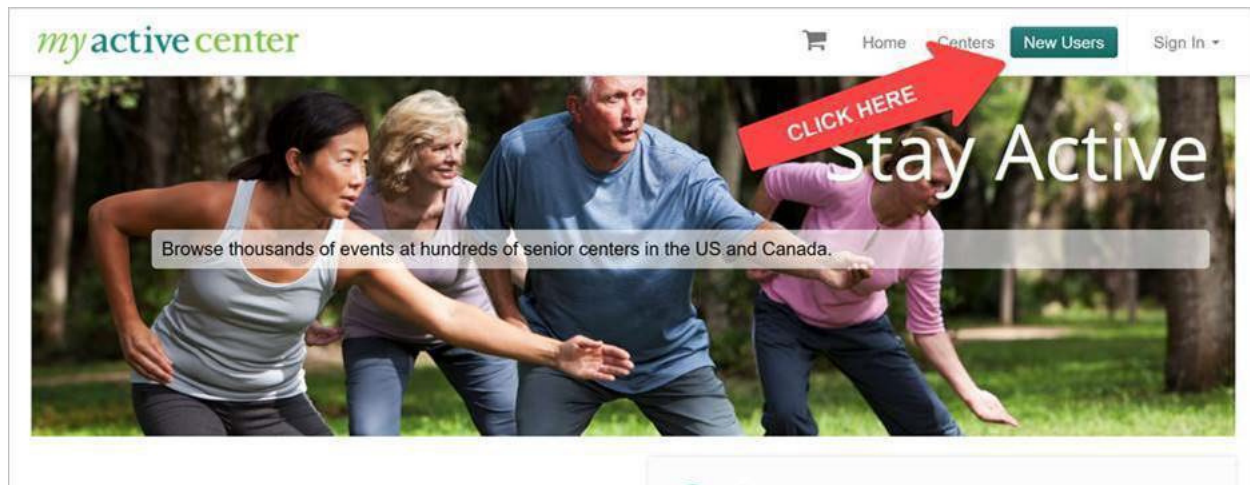
*Sign up for classes,
events, & specials
on line!*

*We will be having help desks set
up and we will be here for any
questions!*

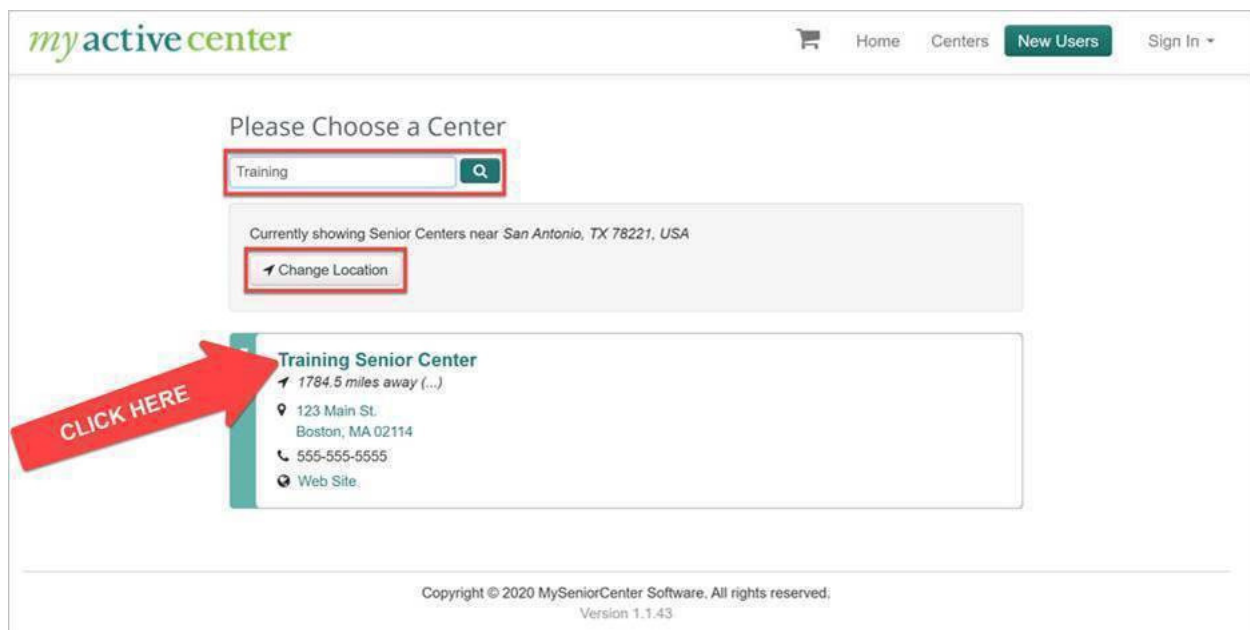
How to Register/Sign Up for MyActiveCenter

First, you will need to have your Key Tag ready.

Go to <https://myactivecenter.com/> and click the **NEW USERS** button.




Then search for and select the Senior Center you belong to.



Next, follow the steps below to type in your Key Tag number and Home Phone number. Then put in your own personal Email and Password. That will be how you sign in and out of MyActiveCenter in the future. Once finished, click **CONTINUE**.

myactivecenter

 Home Centers **New Users** Sign In ▾

Activate Account

If you have been issued a **MySeniorCenter Key Tag** by **Training Senior Center**, enter it here so that the account is linked. This is necessary to enroll in activities and groups at this center. Your contact information on file with the center will be retrieved automatically.

Senior Center **Training Senior Center** [Change](#)

THESE FIELDS MUST MATCH EXACTLY WHAT THE SENIOR CENTER HAS IN YOUR RECORD

Key Tag Number x0830

The number on the back of your MySeniorCenter Key Tag (including the "X" prefix if applicable).


Home Phone Number 866-739-9745


Your phone number is only used to verify your identity. You should use the same number that is on file with the senior center that issued the key tag.

E-mail Address amanda@myseniorcenter.com

Password *****

Confirm Password *****

☐ My spouse and I share an e-mail address and I would like to add him or her to this account 

 **CLICK HERE**

Continue

CHECK HERE TO ADD A SPOUSE TO THE SAME ACCOUNT

Once finished, you will now be signed up and logged in!

Now you can browse and read about what classes are available to sign up for. You can scroll through or type in the search box to look for classes. To register for them, click on the **DETAILS** button next to the activity.

The screenshot shows the 'myactivecenter' website interface. At the top, there's a navigation bar with 'Home', 'Centers', and a user profile 'Hi Mandy'. Below the navigation bar, the page title is 'Training Senior Center'. The main section is titled 'Activities' and includes a search bar and a 'Filters' dropdown. A message states 'Showing 5 activities after Jun 8th in All categories'. The activities listed are:

- Beginner Ceramics (Ceramics Classes)**
⌚ 11:00 am - 12:30 pm (1 hour 30 minutes)
📌 Learning & Social
Description: None
Price: FREE
Details button
- Ceramics Classes**
⌚ 11:00 am - 12:30 pm (1 hour 30 minutes)
📌 Learning & Social
Description: None
Price: FREE
Details button
- Crafts**
⌚ 2:00 pm - 4:00 pm (2 hours)
📌 Learning & Social
Description: Crafts every Tuesday with JoAnne. All supplies will be provided.
Price: \$3 to \$10
Details button
- Lunch A- Hot**
⌚ 12:00 pm - 1:00 pm (1 hour)
📌 Health & Fitness
Description: None
Price: FREE
Details button
- Movie Day**
⌚ 12:00 pm - 2:00 pm (2 hours)
📌 Learning & Social
Description: None
Price: Check w/ Staff
Details button

A red arrow labeled 'CLICK HERE' points to the 'Details' button for the 'Beginner Ceramics' class. On the right side, there's a sidebar with a 'Training S' center card showing address, phone, and a 'Sign Out' button. Below the card is a map of the area around Bunker Hill Monument in Charlestown, Boston.

This will then show you a calendar of when the class is available to sign up. Simply click on whichever date(s) on the calendar you would like to sign up for! After clicking the dates, you will see them show at the top of the calendar, confirming which ones you chose. Then click the **REGISTER** button to confirm registration.

Another window will appear asking you to confirm registration. Just click Register one more time.

The screenshot shows the 'myactivecenter' website interface. At the top, there's a navigation bar with 'Home', 'Centers', and a user profile 'Hi Mandy'. The main heading is 'Training Senior Center'. Below it, the breadcrumb trail is 'Activities > Ceramics Classes'. The section is titled 'Ceramics Classes' with a green 'FREE' tag. The class details are: '11:00 am - 12:30 pm 1 hour 30 minutes' and 'Learning & Social'. There are three date selectors: 'Mon 6/8', 'Wed 6/10', and 'Fri 6/12', each with a small circle icon. Below these are 'Clear' and 'Register' buttons. A red arrow points from the 'Register' button to the calendar, with the text 'CLICK HERE' written on the arrow. The calendar is for June 2020, showing a grid of dates. The class is scheduled for Wednesdays (8th, 15th, 22nd, 29th) and Fridays (9th, 16th, 23rd, 30th) from 11am to 12:30pm. The class is titled 'Beginner Ceramics'. A 'PAYMENT' section indicates that online payments have been disabled for this center. A dropdown menu on the right shows 'My Account', 'My Centers', 'Training Senior Center', 'My Activities (0)', and a 'Sign Out' button.

myactivecenter

Home Centers Hi Mandy

Training Senior Center

Activities > Ceramics Classes

Ceramics Classes

11:00 am - 12:30 pm 1 hour 30 minutes

Learning & Social

Mon 6/8 Wed 6/10 Fri 6/12

Clear Register

PAYMENT Online payments have been disabled for this center.

June 2020

Mon	Tue	Wed	Thu	Fri
1	2	3	4	5
6	7	8	9	10
11am - 12:30pm Beginner Ceramics		11am - 12:30pm Beginner Ceramics		11am - 12:30pm Beginner Ceramics
15	16	17	18	19
11am - 12:30pm Beginner Ceramics		11am - 12:30pm Beginner Ceramics		11am - 12:30pm Beginner Ceramics
22	23	24	25	26
11am - 12:30pm Beginner Ceramics		11am - 12:30pm Beginner Ceramics		11am - 12:30pm Beginner Ceramics
29	30	1	2	3

My Account
My Centers
Training Senior Center
My Activities (0)
Sign Out

At this point, if you signed up for a class that is Free, you're all set.

If you signed up for class that has a cost/fee and your center has allowed Credit Card processing on MyActiveCenter (check with your center), you will then have to go to your **SHOPPING CART (at top of page)** to check out and pay for your classes. This is the last step before officially being registered. Put in your credit card info and click **PAY NOW**.

myactivecenter

Home Centers Hi Amanda ▾

Shopping Cart

Senior Center

Low Impact via Zoom HCYMCA

● *Unsorted*

Description: Join us for Low Impact lead by Hampshire County YMCA Instructor Ashley! SENIOR SERVICES RECREATIONAL ACTIVITIES RELEASE FORM
By registering for this online fitness class I do hereby, consent to ...

☒ ☐ Fri, Jul 31, 2020 @ 10:00 am - 11:00 am (1 hour)

\$3

Details

Unregister

Card number:

Expiration Date: MMY

CVV: 3 digit code

Continue Shopping Pay Now

After signing up and/or paying for your classes, you can view your own personalized calendar and list of classes you registered for! To see this, click on **YOUR NAME (top right)** and then **MY ACTIVITIES**.



Your Personalized Calendar and List:

You can even unregister for a class if you choose by clicking the Red "X". (You can only unregister yourself from free classes. Please call the center if you paid and have to cancel).

My Activities

Click on a scheduled activity for more information.

March 2022

month week < >

Mon	Tue	Wed	Thu	Fri
28	1	2	3	4
7	8	9	10	11
14	15	16	17	18
21	22	23	24	25
28	29	30	31	1

5pm - 6pm
Dinner (Bryan)

5pm - 6pm
Dinner (Bryan)

Upcoming

Thu Mar 24 th	Dinner Bryans Education Center 🕒 Thu, Mar 24, 2022 @ 5:00 pm - 6:00 pm (1 hour)	X
Mon Mar 28 th	Dinner Bryans Education Center 🕒 Mon, Mar 28, 2022 @ 5:00 pm - 6:00 pm (1 hour)	X
Mon Apr 4 th	Yarn Toss Bryans Education Center 🕒 Mon, Apr 4, 2022 @ 10:00 am - 11:00 am (1 hour)	X
Thu Apr 7 th	Yarn Toss Bryans Education Center 🕒 Thu, Apr 7, 2022 @ 10:00 am - 11:00 am (1 hour)	X
Mon Apr 11 th	Yarn Toss Bryans Education Center 🕒 Mon, Apr 11, 2022 @ 10:00 am - 11:00 am (1 hour)	X
Thu Apr 14 th	Yarn Toss Bryans Education Center 🕒 Thu, Apr 14, 2022 @ 10:00 am - 11:00 am (1 hour)	X