
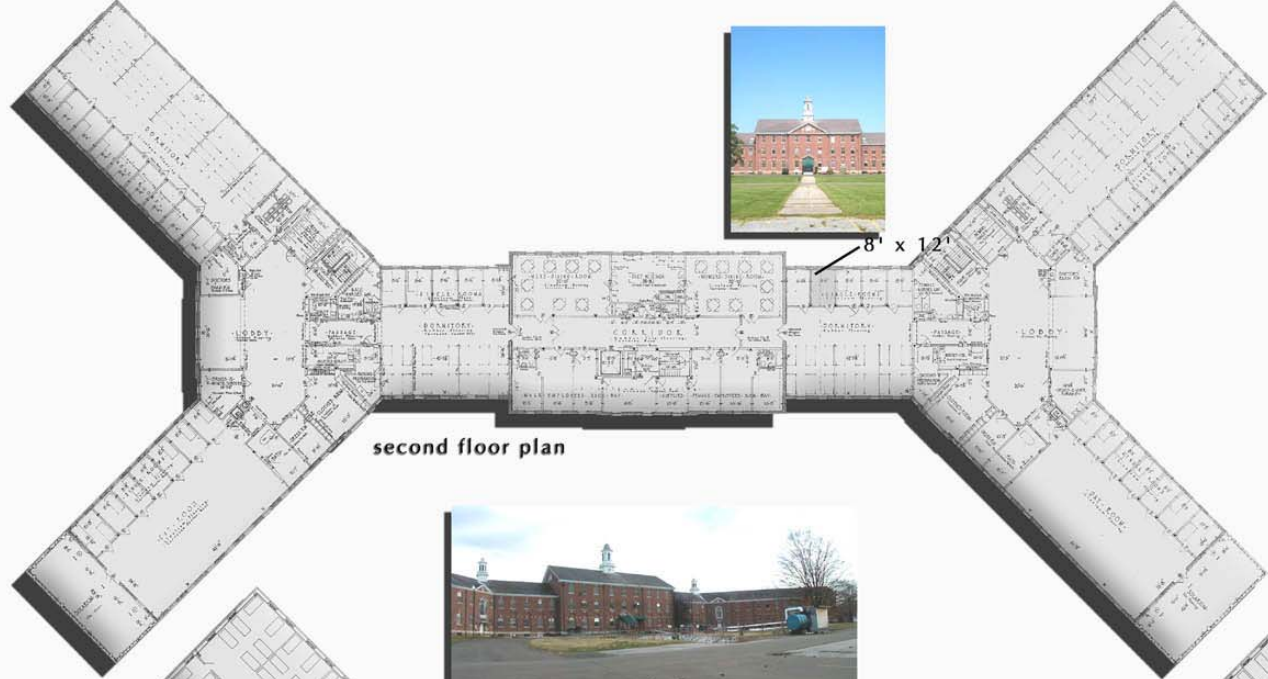




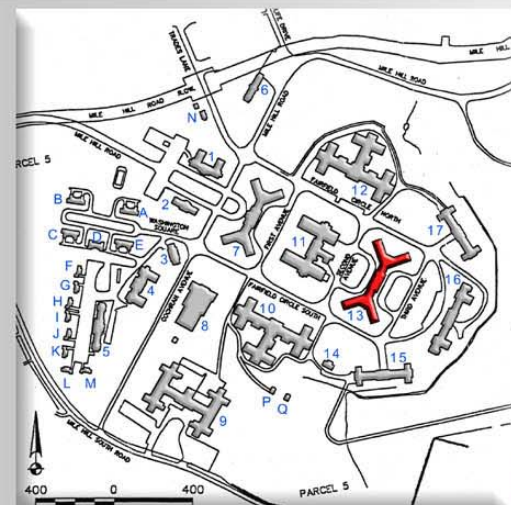
## Existing Conditions

- Gross Square Footage:** 99,986 sf  
**Built:** 1933  
**# of Floors:** 3 stories, attic, basement  
**Height of Floors:** 1st: 11'-3"  
 2nd: 11'-3"  
 3rd: 11'-3"  
**Walls:** Brick  
**Interior Partitions:** Tile, Lath/Plaster  
**Roof:** Asbestos Shingles, Cupola  
**Heating:** Two Pipe Steam Heat, Central heating  
**Plumbing:** Cast iron soil and vent stacks  
**Air Conditioning:** No  
**Elevators:** Yes, serving three floors  
**Improvements:** Fire Escape - 1951  
 Cupola & roof work - 1961  
**Prior Use:** Administration Building, patient housing



## Map Legend

1. Woodbury Hall
2. Newtown Hall
3. Stratford Hall
4. Stamford Hall
5. Norwalk Hall
6. Danbury Hall
7. Shelton House
8. Plymouth Hall
9. Cochran House
10. Canaan House
11. Bridgeport Hall
12. Kent House
13. Greenwich House
14. Yale Laboratory
15. Litchfield House
16. Fairfield House
17. Bridgewater House
- A-E Duplex
- F-N Single Family Dwellings
- P-Q Mechanical



**Greenwich House**  
 Fairfield Hills Park  
 Newtown, Ct