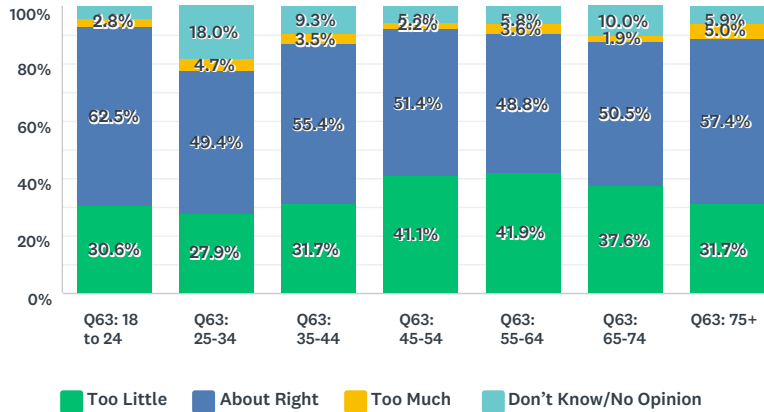


Fairfield Hills Master Plan Community Survey

Q1 Arts (e.g., Municipal Gallery, Arts Festival, open exhibits)

Answered: 1,811 Skipped: 14

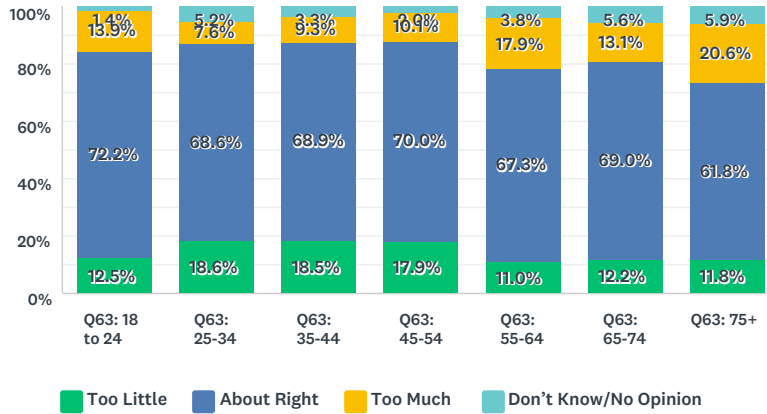


	TOO LITTLE	ABOUT RIGHT	TOO MUCH	DON'T KNOW/NO OPINION	TOTAL
Q63: 18 to 24 (A)	30.6% 22	62.5% 45 E	2.8% 2	4.2% 3 B	4.0% 72
Q63: 25-34 (B)	27.9% 48 DEF	49.4% 85	4.7% 8	18.0% 31 ACDEFG	9.5% 172
Q63: 35-44 (C)	31.7% 126 DE	55.4% 220	3.5% 14	9.3% 37 BD	21.9% 397
Q63: 45-54 (D)	41.1% 203 BC	51.4% 254	2.2% 11	5.3% 26 BCF	27.3% 494
Q63: 55-64 (E)	41.9% 153 BC	48.8% 178 A	3.6% 13	5.8% 21 B	20.2% 365
Q63: 65-74 (F)	37.6% 79 B	50.5% 106	1.9% 4	10.0% 21 BD	11.6% 210
Q63: 75+ (G)	31.7% 32	57.4% 58	5.0% 5	5.9% 6 B	5.6% 101
Total Respondents	663	946	57	145	1,811

Fairfield Hills Master Plan Community Survey

Q2 Sports fields (e.g., soccer, baseball, softball)

Answered: 1,818 Skipped: 7

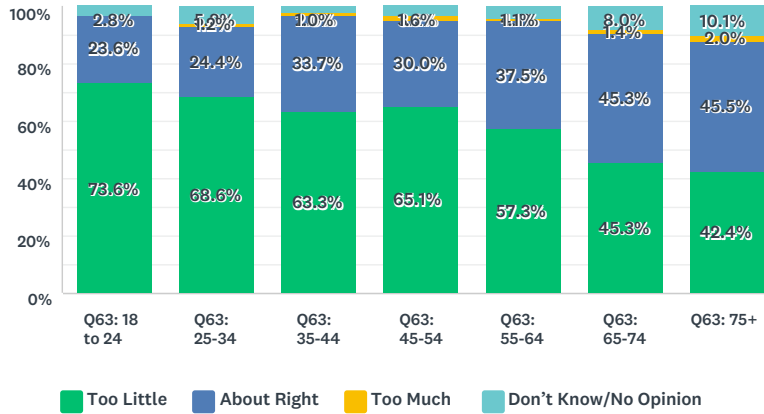


	TOO LITTLE	ABOUT RIGHT	TOO MUCH	DON'T KNOW/NO OPINION	TOTAL
Q63: 18 to 24 (A)	12.5% 9	72.2% 52	13.9% 10	1.4% 1	4.0% 72
Q63: 25-34 (B)	18.6% 32 E	68.6% 118	7.6% 13 EG	5.2% 9 D	9.5% 172
Q63: 35-44 (C)	18.5% 74 EF	68.9% 275	9.3% 37 EG	3.3% 13	21.9% 399
Q63: 45-54 (D)	17.9% 89 E	70.0% 347	10.1% 50 EG	2.0% 10 BFG	27.3% 496
Q63: 55-64 (E)	11.0% 40 BCD	67.3% 245	17.9% 65 BCD	3.8% 14	20.0% 364
Q63: 65-74 (F)	12.2% 26 C	69.0% 147	13.1% 28	5.6% 12 D	11.7% 213
Q63: 75+ (G)	11.8% 12	61.8% 63	20.6% 21 BCD	5.9% 6 D	5.6% 102
Total Respondents	282	1,247	224	65	1,818

Fairfield Hills Master Plan Community Survey

Q3 Outdoor entertainment (e.g., carnival, movie night, auto show)

Answered: 1,814 Skipped: 11

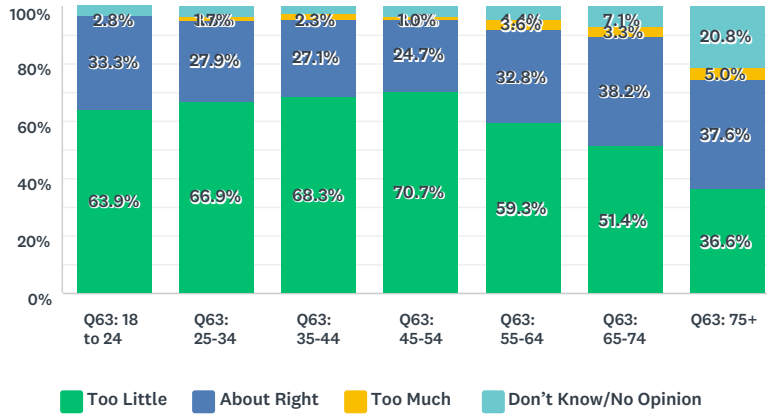


	TOO LITTLE	ABOUT RIGHT	TOO MUCH	DON'T KNOW/NO OPINION	TOTAL
Q63: 18 to 24 (A)	73.6% 53 EFG	23.6% 17 EFG	0.0% 0	2.8% 2	4.0% 72
Q63: 25-34 (B)	68.6% 118 EFG	24.4% 42 CEFG	1.2% 2	5.8% 10 C	9.5% 172
Q63: 35-44 (C)	63.3% 252 FG	33.7% 134 BFG	1.0% 4	2.0% 8 BFG	21.9% 398
Q63: 45-54 (D)	65.1% 323 EFG	30.0% 149 EFG	1.6% 8	3.2% 16 FG	27.3% 496
Q63: 55-64 (E)	57.3% 209 ABDFG	37.5% 137 ABD	1.1% 4	4.1% 15 FG	20.1% 365
Q63: 65-74 (F)	45.3% 96 ABCDE	45.3% 96 ABCD	1.4% 3	8.0% 17 CDE	11.7% 212
Q63: 75+ (G)	42.4% 42 ABCDE	45.5% 45 ABCD	2.0% 2	10.1% 10 CDE	5.5% 99
Total Respondents	1,093	620	23	78	1,814

Fairfield Hills Master Plan Community Survey

Q4 Food (e.g., food trucks, brew pub, Community Center Cafe)

Answered: 1,819 Skipped: 6

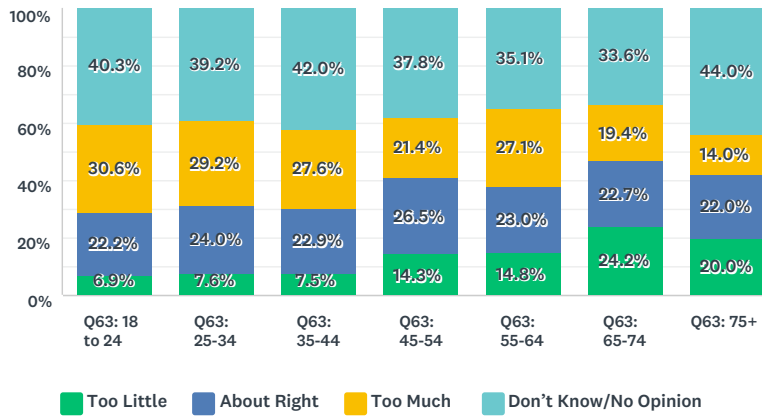


	TOO LITTLE	ABOUT RIGHT	TOO MUCH	DON'T KNOW/NO OPINION	TOTAL
Q63: 18 to 24 (A)	63.9% 46 G	33.3% 24 F	0.0% 0 D	2.8% 2 G	4.0% 72
Q63: 25-34 (B)	66.9% 115 FG	27.9% 48 F	1.7% 3 D	3.5% 6 G	9.5% 172
Q63: 35-44 (C)	68.3% 272 EFG	27.1% 108 FG	2.3% 9 D	2.3% 9 G	21.9% 398
Q63: 45-54 (D)	70.7% 352 EFG	24.7% 123 EFG	1.0% 5 D	3.6% 18 FG	27.4% 498
Q63: 55-64 (E)	59.3% 217 CDG	32.8% 120 D	3.6% 13 D	4.4% 16 G	20.1% 366
Q63: 65-74 (F)	51.4% 109 BCDG	38.2% 81 BCD	3.3% 7 D	7.1% 15 CDG	11.7% 212
Q63: 75+ (G)	36.6% 37 ABCDEF	37.6% 38 CD	5.0% 5 D	20.8% 21 ABCDEF	5.6% 101
Total Respondents	1,148	542	42	87	1,819

Fairfield Hills Master Plan Community Survey

Q5 Pickle ball courts

Answered: 1,812 Skipped: 13

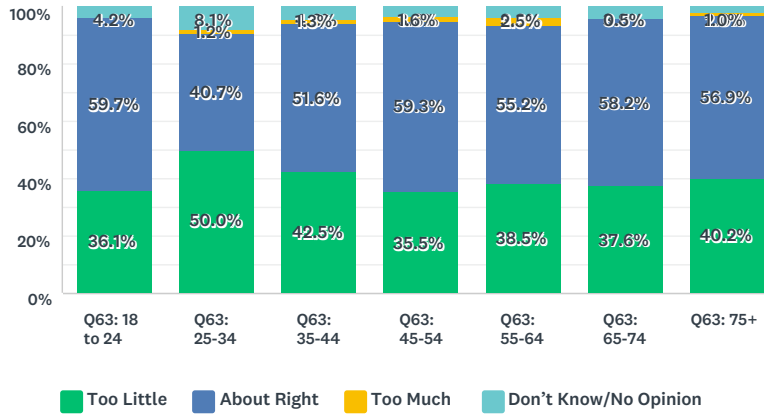


	TOO LITTLE	ABOUT RIGHT	TOO MUCH	DON'T KNOW/NO OPINION	TOTAL
Q63: 18 to 24 (A)	6.9% 5 FG	22.2% 16	30.6% 22 G	40.3% 29	4.0% 72
Q63: 25-34 (B)	7.6% 13 DEFG	24.0% 41	29.2% 50 DFG	39.2% 67	9.4% 171
Q63: 35-44 (C)	7.5% 30 DEFG	22.9% 91	27.6% 110 DFG	42.0% 167 F	22.0% 398
Q63: 45-54 (D)	14.3% 71 BCF	26.5% 131	21.4% 106 BC	37.8% 187	27.3% 495
Q63: 55-64 (E)	14.8% 54 BCF	23.0% 84	27.1% 99 FG	35.1% 128	20.1% 365
Q63: 65-74 (F)	24.2% 51 ABCDE	22.7% 48	19.4% 41 BCE	33.6% 71 C	11.6% 211
Q63: 75+ (G)	20.0% 20 ABC	22.0% 22	14.0% 14 ABCE	44.0% 44	5.5% 100
Total Respondents	244	433	442	693	1,812

Fairfield Hills Master Plan Community Survey

Q6 Agriculture (e.g., Fruit Trail, Victory Garden, Farmers' Markets)

Answered: 1,816 Skipped: 9

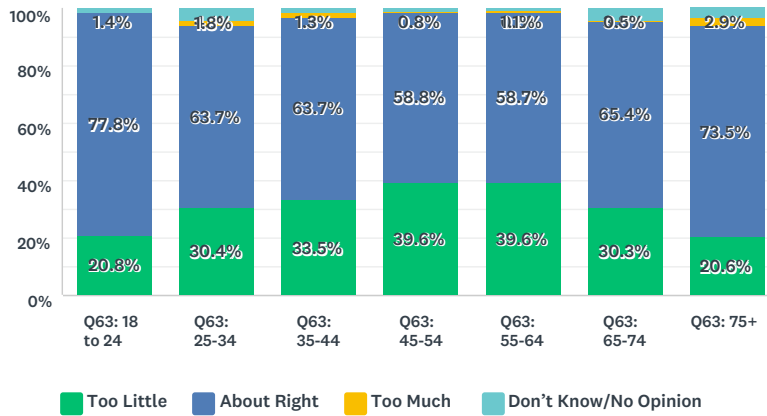


	TOO LITTLE	ABOUT RIGHT	TOO MUCH	DON'T KNOW/NO OPINION	TOTAL
Q63: 18 to 24 (A)	36.1%	59.7%	0.0%	4.2%	4.0%
	26	43	0	3	72
	B	B			
Q63: 25-34 (B)	50.0%	40.7%	1.2%	8.1%	9.5%
	86	70	2	14	172
	ADEF	ACDEFG		DEG	
Q63: 35-44 (C)	42.5%	51.6%	1.3%	4.6%	21.8%
	168	204	5	18	395
	D	BD			
Q63: 45-54 (D)	35.5%	59.3%	1.6%	3.6%	27.3%
	176	294	8	18	496
	BC	BC		B	
Q63: 55-64 (E)	38.5%	55.2%	2.5%	3.8%	20.2%
	141	202	9	14	366
	B	B		B	
Q63: 65-74 (F)	37.6%	58.2%	0.5%	3.8%	11.7%
	80	124	1	8	213
	B	B			
Q63: 75+ (G)	40.2%	56.9%	1.0%	2.0%	5.6%
	41	58	1	2	102
		B		B	
Total Respondents	718	995	26	77	1,816

Fairfield Hills Master Plan Community Survey

Q7 Walking & biking trails

Answered: 1,816 Skipped: 9

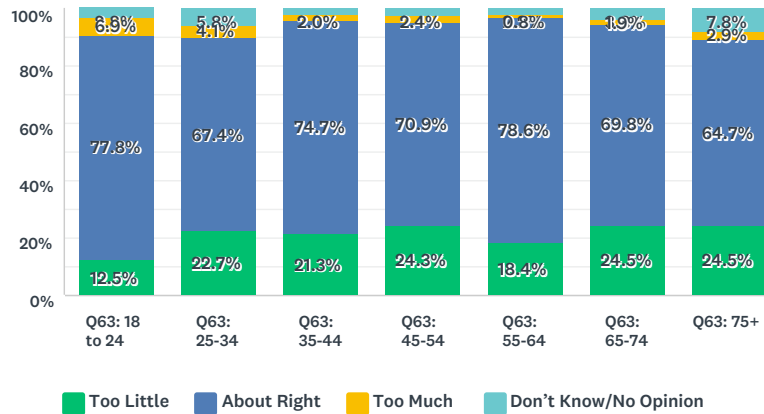


	TOO LITTLE	ABOUT RIGHT	TOO MUCH	DON'T KNOW/NO OPINION	TOTAL
Q63: 18 to 24 (A)	20.8% 15 CDE	77.8% 56 BCDE	0.0% 0	1.4% 1	4.0% 72
Q63: 25-34 (B)	30.4% 52 DE	63.7% 109 A	1.8% 3	4.1% 7 DE	9.4% 171
Q63: 35-44 (C)	33.5% 133 AG	63.7% 253 A	1.3% 5	1.5% 6	21.9% 397
Q63: 45-54 (D)	39.6% 197 ABFG	58.8% 292 AG	0.8% 4	0.8% 4 BF	27.4% 497
Q63: 55-64 (E)	39.6% 145 ABFG	58.7% 215 AG	1.1% 4	0.5% 2 BFG	20.2% 366
Q63: 65-74 (F)	30.3% 64 DE	65.4% 138	0.5% 1	3.8% 8 DE	11.6% 211
Q63: 75+ (G)	20.6% 21 CDE	73.5% 75 DE	2.9% 3	2.9% 3 E	5.6% 102
Total Respondents	627	1,138	20	31	1,816

Fairfield Hills Master Plan Community Survey

Q8 Parking

Answered: 1,819 Skipped: 6

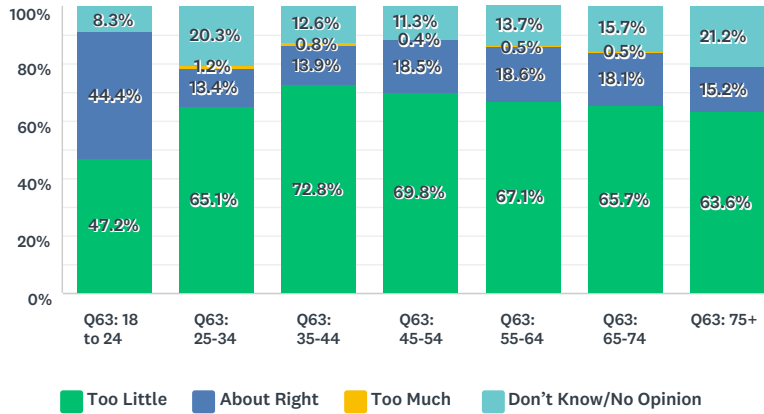


	TOO LITTLE	ABOUT RIGHT	TOO MUCH	DON'T KNOW/NO OPINION	TOTAL
Q63: 18 to 24 (A)	12.5% 9 DFG	77.8% 56	6.9% 5 CDEF	2.8% 2	4.0% 72
Q63: 25-34 (B)	22.7% 39	67.4% 116 E	4.1% 7 E	5.8% 10 CDE	9.5% 172
Q63: 35-44 (C)	21.3% 85	74.7% 298 G	2.0% 8 A	2.0% 8 BG	21.9% 399
Q63: 45-54 (D)	24.3% 121 AE	70.9% 353 E	2.4% 12 A	2.4% 12 BG	27.4% 498
Q63: 55-64 (E)	18.4% 67 D	78.6% 286 BDFG	0.8% 3 AB	2.2% 8 BG	20.0% 364
Q63: 65-74 (F)	24.5% 52 A	69.8% 148 E	1.9% 4 A	3.8% 8	11.7% 212
Q63: 75+ (G)	24.5% 25 A	64.7% 66 CE	2.9% 3	7.8% 8 CDE	5.6% 102
Total Respondents	398	1,323	42	56	1,819

Fairfield Hills Master Plan Community Survey

Q9 Bathrooms

Answered: 1,812 Skipped: 13

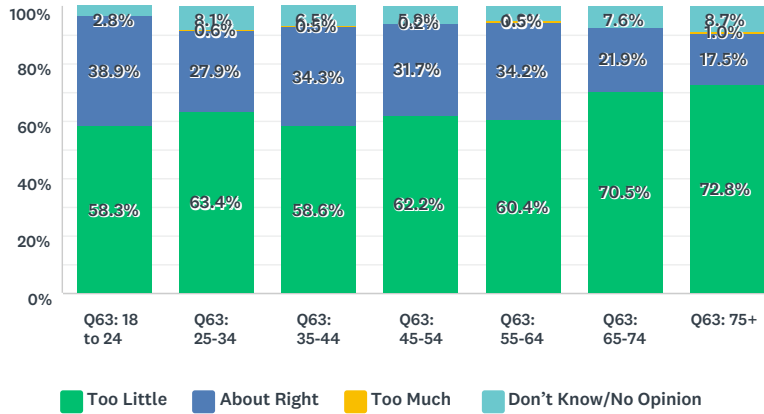


	TOO LITTLE	ABOUT RIGHT	TOO MUCH	DON'T KNOW/NO OPINION	TOTAL
Q63: 18 to 24 (A)	47.2% 34 BCDEFG	44.4% 32 BCDEFG	0.0% 0	8.3% 6 BG	4.0% 72
Q63: 25-34 (B)	65.1% 112 A	13.4% 23 A	1.2% 2	20.3% 35 ACDE	9.5% 172
Q63: 35-44 (C)	72.8% 289 A	13.9% 55 A	0.8% 3	12.6% 50 BG	21.9% 397
Q63: 45-54 (D)	69.8% 347 A	18.5% 92 A	0.4% 2	11.3% 56 BG	27.4% 497
Q63: 55-64 (E)	67.1% 245 A	18.6% 68 A	0.5% 2	13.7% 50 B	20.1% 365
Q63: 65-74 (F)	65.7% 138 A	18.1% 38 A	0.5% 1	15.7% 33	11.6% 210
Q63: 75+ (G)	63.6% 63 A	15.2% 15 A	0.0% 0	21.2% 21 ACD	5.5% 99
Total Respondents	1,228	323	10	251	1,812

Fairfield Hills Master Plan Community Survey

Q10 Resting areas (e.g., benches, picnic tables)

Answered: 1,820 Skipped: 5

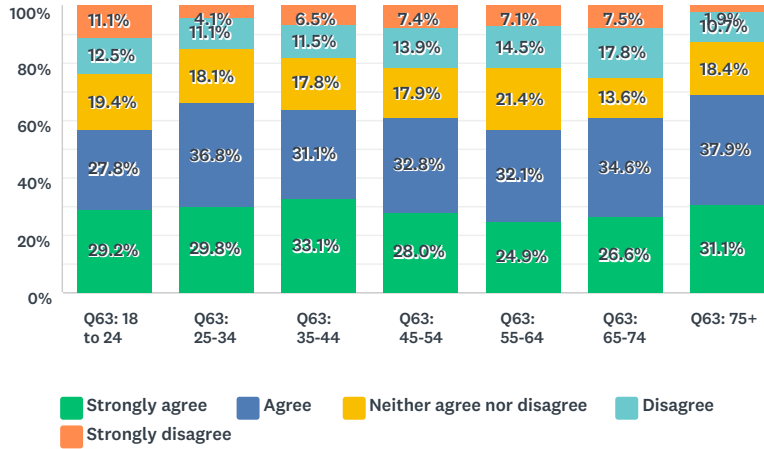


	TOO LITTLE	ABOUT RIGHT	TOO MUCH	DON'T KNOW/NO OPINION	TOTAL
Q63: 18 to 24 (A)	58.3%	38.9%	0.0%	2.8%	4.0%
	42	28	0	2	72
	G	FG			
Q63: 25-34 (B)	63.4%	27.9%	0.6%	8.1%	9.5%
	109	48	1	14	172
		G			
Q63: 35-44 (C)	58.6%	34.3%	0.5%	6.5%	21.9%
	234	137	2	26	399
	FG	FG			
Q63: 45-54 (D)	62.2%	31.7%	0.2%	5.8%	27.4%
	310	158	1	29	498
	FG	FG			
Q63: 55-64 (E)	60.4%	34.2%	0.5%	4.9%	20.1%
	221	125	2	18	366
	FG	FG			
Q63: 65-74 (F)	70.5%	21.9%	0.0%	7.6%	11.5%
	148	46	0	16	210
	CDE	ACDE			
Q63: 75+ (G)	72.8%	17.5%	1.0%	8.7%	5.7%
	75	18	1	9	103
	ACDE	ABCDE			
Total Respondents	1,139	560	7	114	1,820

Fairfield Hills Master Plan Community Survey

Q11 I sense a growing urgency for the town to hurry up and do something more significant with the Fairfield Hills campus

Answered: 1,821 Skipped: 4

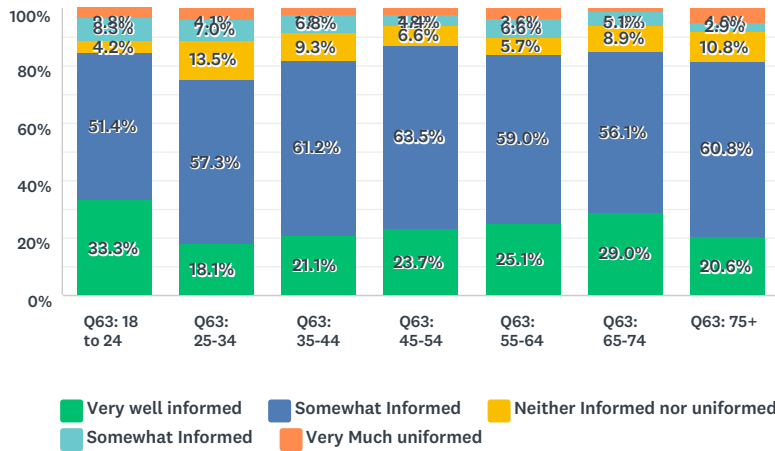


	STRONGLY AGREE	AGREE	NEITHER AGREE NOR DISAGREE	DISAGREE	STRONGLY DISAGREE	TOTAL
Q63: 18 to 24 (A)	29.2% 21	27.8% 20	19.4% 14	12.5% 9	11.1% 8 BG	4.0% 72
Q63: 25-34 (B)	29.8% 51	36.8% 63	18.1% 31	11.1% 19	4.1% 7 A	9.4% 171
Q63: 35-44 (C)	33.1% 132 E	31.1% 124	17.8% 71	11.5% 46 F	6.5% 26	21.9% 399
Q63: 45-54 (D)	28.0% 139	32.8% 163	17.9% 89	13.9% 69	7.4% 37 G	27.3% 497
Q63: 55-64 (E)	24.9% 91 C	32.1% 117	21.4% 78 F	14.5% 53	7.1% 26	20.0% 365
Q63: 65-74 (F)	26.6% 57	34.6% 74	13.6% 29 E	17.8% 38 C	7.5% 16 G	11.8% 214
Q63: 75+ (G)	31.1% 32	37.9% 39	18.4% 19	10.7% 11	1.9% 2 ADF	5.7% 103
Total Respondents	523	600	331	245	122	1,821

Fairfield Hills Master Plan Community Survey

Q12 Regarding my knowledge of Fairfield Hills, I would say I am:

Answered: 1,822 Skipped: 3

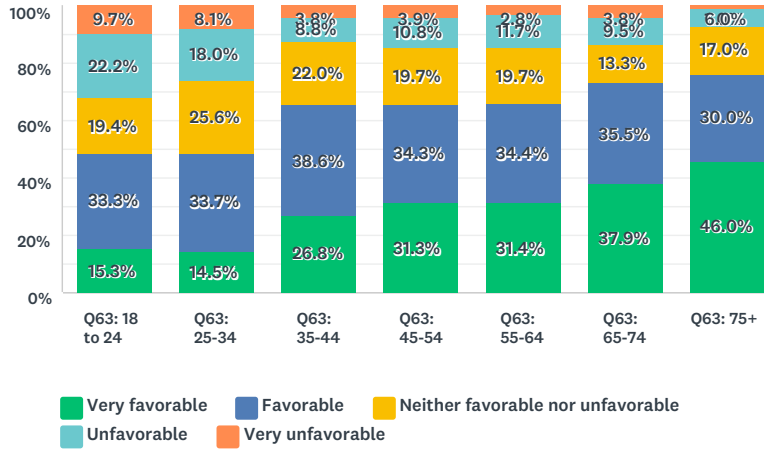


	VERY WELL INFORMED	SOMEWHAT INFORMED	NEITHER INFORMED NOR UNIFORMED	SOMEWHAT INFORMED	VERY MUCH UNIFORMED	TOTAL
Q63: 18 to 24 (A)	33.3% 24 BC	51.4% 37 D	4.2% 3 B	8.3% 6	2.8% 2	4.0% 72
Q63: 25-34 (B)	18.1% 31 AF	57.3% 98	13.5% 23 ADE	7.0% 12	4.1% 7 F	9.4% 171
Q63: 35-44 (C)	21.1% 84 AF	61.2% 244	9.3% 37	6.8% 27	1.8% 7	21.9% 399
Q63: 45-54 (D)	23.7% 118	63.5% 316 A	6.6% 33 B	4.4% 22	1.8% 9	27.3% 498
Q63: 55-64 (E)	25.1% 92	59.0% 216	5.7% 21 B	6.6% 24	3.6% 13	20.1% 366
Q63: 65-74 (F)	29.0% 62 BC	56.1% 120	8.9% 19	5.1% 11	0.9% 2 BG	11.7% 214
Q63: 75+ (G)	20.6% 21	60.8% 62	10.8% 11	2.9% 3	4.9% 5 F	5.6% 102
Total Respondents	432	1,093	147	105	45	1,822

Fairfield Hills Master Plan Community Survey

Q13 A performing arts and cultural arts center to hold music and dance performances, art exhibits, etc.

Answered: 1,803 Skipped: 22

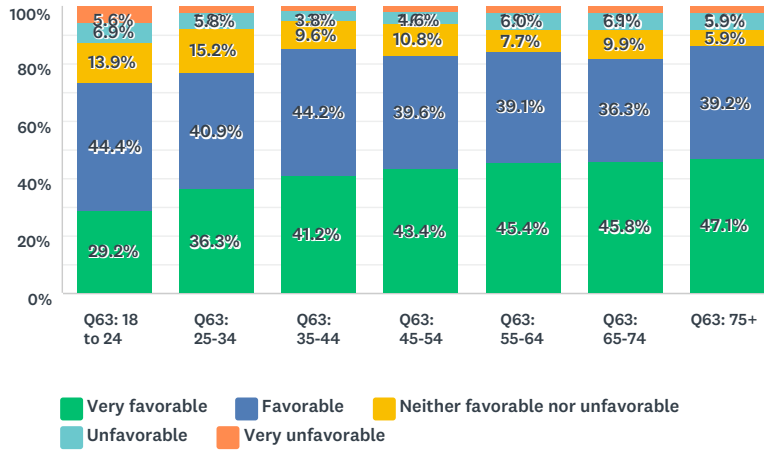


	VERY FAVORABLE	FAVORABLE	NEITHER FAVORABLE NOR UNFAVORABLE	UNFAVORABLE	VERY UNFAVORABLE	TOTAL
Q63: 18 to 24 (A)	15.3% 11 CDEFG	33.3% 24	19.4% 14	22.2% 16 CDEFG	9.7% 7 CDEG	4.0% 72
Q63: 25-34 (B)	14.5% 25 CDEFG	33.7% 58	25.6% 44 F	18.0% 31 CDEFG	8.1% 14 CDEG	9.5% 172
Q63: 35-44 (C)	26.8% 106 ABFG	38.6% 153	22.0% 87 F	8.8% 35 AB	3.8% 15 AB	22.0% 396
Q63: 45-54 (D)	31.3% 154 ABG	34.3% 169	19.7% 97 F	10.8% 53 AB	3.9% 19 AB	27.3% 492
Q63: 55-64 (E)	31.4% 113 ABG	34.4% 124	19.7% 71 F	11.7% 42 AB	2.8% 10 AB	20.0% 360
Q63: 65-74 (F)	37.9% 80 ABC	35.5% 75	13.3% 28 BCDE	9.5% 20 AB	3.8% 8	11.7% 211
Q63: 75+ (G)	46.0% 46 ABCDE	30.0% 30	17.0% 17	6.0% 6 AB	1.0% 1 AB	5.5% 100
Total Respondents	535	633	358	203	74	1,803

Fairfield Hills Master Plan Community Survey

Q14 A band shell for outdoor concerts in a park setting

Answered: 1,817 Skipped: 8

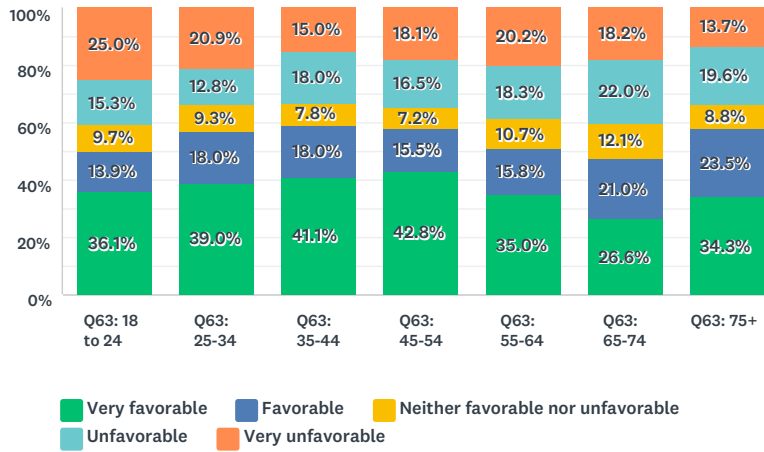


	VERY FAVORABLE	FAVORABLE	NEITHER FAVORABLE NOR UNFAVORABLE	UNFAVORABLE	VERY UNFAVORABLE	TOTAL
Q63: 18 to 24 (A)	29.2%	44.4%	13.9%	6.9%	5.6%	4.0%
	21	32	10	5	4	72
	DEFG				CD	
Q63: 25-34 (B)	36.3%	40.9%	15.2%	5.8%	1.8%	9.4%
	62	70	26	10	3	171
	E		EG			
Q63: 35-44 (C)	41.2%	44.2%	9.6%	3.8%	1.3%	21.8%
	163	175	38	15	5	396
					A	
Q63: 45-54 (D)	43.4%	39.6%	10.8%	4.6%	1.6%	27.4%
	216	197	54	23	8	498
	A				A	
Q63: 55-64 (E)	45.4%	39.1%	7.7%	6.0%	1.9%	20.1%
	166	143	28	22	7	366
	AB		B			
Q63: 65-74 (F)	45.8%	36.3%	9.9%	6.1%	1.9%	11.7%
	97	77	21	13	4	212
	A					
Q63: 75+ (G)	47.1%	39.2%	5.9%	5.9%	2.0%	5.6%
	48	40	6	6	2	102
	A		B			
Total Respondents	773	734	183	94	33	1,817

Fairfield Hills Master Plan Community Survey

Q15 A new “main street” or “town center” destination environment with combined restaurants, retail and housing, like what you’d find in towns like Ridgfield, Westport, Bethel, West Hartford, etc.

Answered: 1,823 Skipped: 2

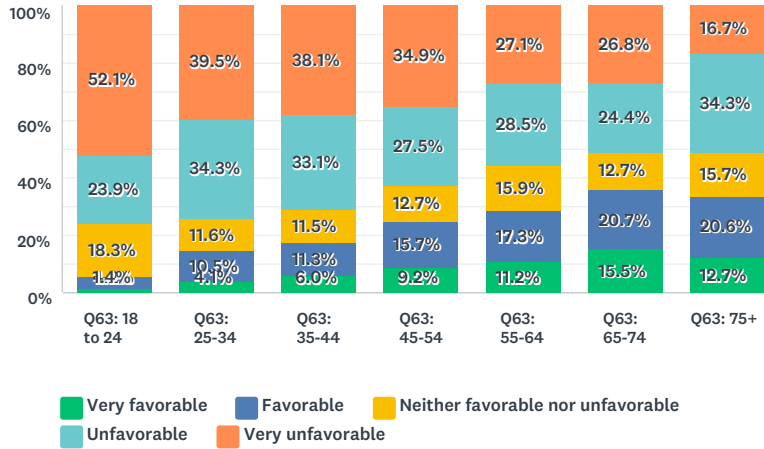


	VERY FAVORABLE	FAVORABLE	NEITHER FAVORABLE NOR UNFAVORABLE	UNFAVORABLE	VERY UNFAVORABLE	TOTAL
Q63: 18 to 24 (A)	36.1% 26	13.9% 10	9.7% 7	15.3% 11	25.0% 18 C	3.9% 72
Q63: 25-34 (B)	39.0% 67 F	18.0% 31	9.3% 16	12.8% 22 F	20.9% 36	9.4% 172
Q63: 35-44 (C)	41.1% 164 F	18.0% 72	7.8% 31	18.0% 72	15.0% 60 A	21.9% 399
Q63: 45-54 (D)	42.8% 213 EF	15.5% 77 G	7.2% 36 F	16.5% 82	18.1% 90	27.3% 498
Q63: 55-64 (E)	35.0% 128 DF	15.8% 58	10.7% 39	18.3% 67	20.2% 74	20.1% 366
Q63: 65-74 (F)	26.6% 57 BCDE	21.0% 45	12.1% 26 D	22.0% 47 B	18.2% 39	11.7% 214
Q63: 75+ (G)	34.3% 35	23.5% 24 D	8.8% 9	19.6% 20	13.7% 14	5.6% 102
Total Respondents	690	317	164	321	331	1,823

Fairfield Hills Master Plan Community Survey

Q16 Smaller corporate/professional businesses like medical/dental offices, banks, realtors, etc.

Answered: 1,820 Skipped: 5

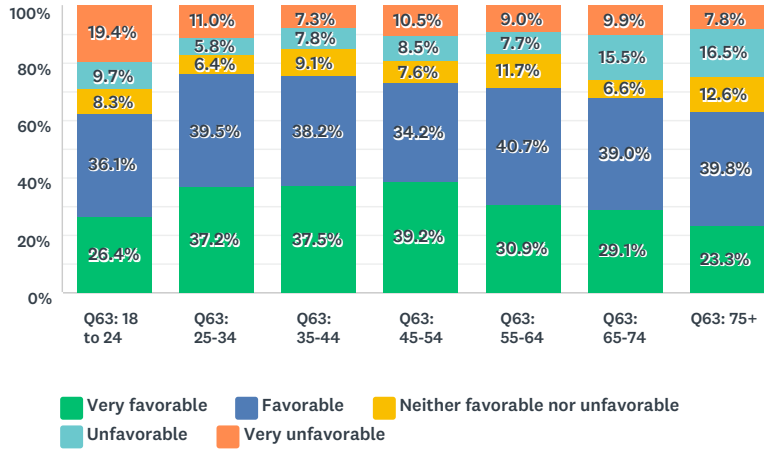


	VERY FAVORABLE	FAVORABLE	NEITHER FAVORABLE NOR UNFAVORABLE	UNFAVORABLE	VERY UNFAVORABLE	TOTAL
Q63: 18 to 24 (A)	1.4% 1 DEFG	4.2% 3 DEFG	18.3% 13	23.9% 17	52.1% 37 CDEFG	3.9% 71
Q63: 25-34 (B)	4.1% 7 DEFG	10.5% 18 EFG	11.6% 20	34.3% 59 F	39.5% 68 EFG	9.5% 172
Q63: 35-44 (C)	6.0% 24 EFG	11.3% 45 EFG	11.5% 46	33.1% 132 F	38.1% 152 AEFG	21.9% 399
Q63: 45-54 (D)	9.2% 46 ABF	15.7% 78 A	12.7% 63	27.5% 137	34.9% 174 AEFG	27.4% 498
Q63: 55-64 (E)	11.2% 41 ABC	17.3% 63 ABC	15.9% 58	28.5% 104	27.1% 99 ABCDG	20.1% 365
Q63: 65-74 (F)	15.5% 33 ABCD	20.7% 44 ABC	12.7% 27	24.4% 52 BC	26.8% 57 ABCDG	11.7% 213
Q63: 75+ (G)	12.7% 13 ABC	20.6% 21 ABC	15.7% 16	34.3% 35	16.7% 17 ABCDEF	5.6% 102
Total Respondents	165	272	243	536	604	1,820

Fairfield Hills Master Plan Community Survey

Q17 Small retail shops including restaurant, ice cream parlor, coffee shop, etc. – all ancillary businesses to service recreational activities

Answered: 1,818 Skipped: 7

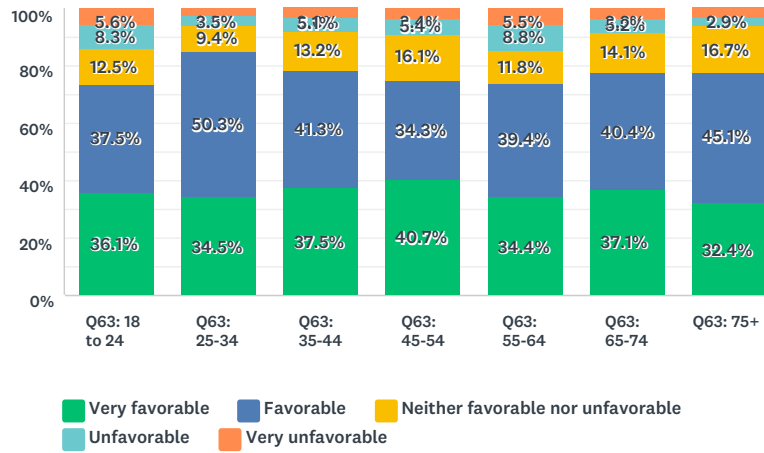


	VERY FAVORABLE	FAVORABLE	NEITHER FAVORABLE NOR UNFAVORABLE	UNFAVORABLE	VERY UNFAVORABLE	TOTAL
Q63: 18 to 24 (A)	26.4% 19 D	36.1% 26	8.3% 6	9.7% 7	19.4% 14 CDEFG	4.0% 72
Q63: 25-34 (B)	37.2% 64 G	39.5% 68	6.4% 11	5.8% 10 FG	11.0% 19	9.5% 172
Q63: 35-44 (C)	37.5% 148 FG	38.2% 151	9.1% 36	7.8% 31 FG	7.3% 29 A	21.7% 395
Q63: 45-54 (D)	39.2% 195 AEFG	34.2% 170	7.6% 38 E	8.5% 42 FG	10.5% 52 A	27.3% 497
Q63: 55-64 (E)	30.9% 113 D	40.7% 149	11.7% 43 DF	7.7% 28 FG	9.0% 33 A	20.1% 366
Q63: 65-74 (F)	29.1% 62 CD	39.0% 83	6.6% 14 E	15.5% 33 BCDE	9.9% 21 A	11.7% 213
Q63: 75+ (G)	23.3% 24 BCD	39.8% 41	12.6% 13	16.5% 17 BCDE	7.8% 8 A	5.7% 103
Total Respondents	625	688	161	168	176	1,818

Fairfield Hills Master Plan Community Survey

Q18 A town green or pedestrian plaza

Answered: 1,812 Skipped: 13

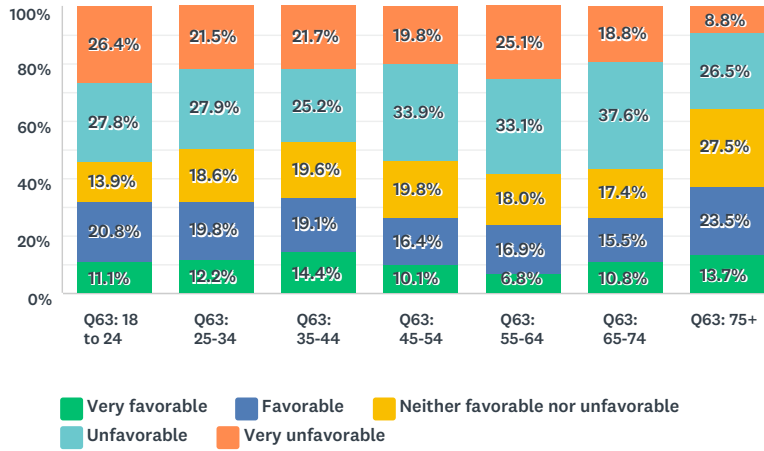


	VERY FAVORABLE	FAVORABLE	NEITHER FAVORABLE NOR UNFAVORABLE	UNFAVORABLE	VERY UNFAVORABLE	TOTAL
Q63: 18 to 24 (A)	36.1% 26	37.5% 27	12.5% 9	8.3% 6	5.6% 4	4.0% 72
Q63: 25-34 (B)	34.5% 59	50.3% 86 CDE	9.4% 16 D	3.5% 6 E	2.3% 4	9.4% 171
Q63: 35-44 (C)	37.5% 148	41.3% 163 BD	13.2% 52	5.1% 20 E	3.0% 12	21.8% 395
Q63: 45-54 (D)	40.7% 202	34.3% 170 BCG	16.1% 80 B	5.4% 27	3.4% 17	27.4% 496
Q63: 55-64 (E)	34.4% 125	39.4% 143 B	11.8% 43	8.8% 32 BCG	5.5% 20	20.0% 363
Q63: 65-74 (F)	37.1% 79	40.4% 86	14.1% 30	5.2% 11	3.3% 7	11.8% 213
Q63: 75+ (G)	32.4% 33	45.1% 46 D	16.7% 17	2.9% 3 E	2.9% 3	5.6% 102
Total Respondents	672	721	247	105	67	1,812

Fairfield Hills Master Plan Community Survey

Q19 A small movie theater

Answered: 1,817 Skipped: 8

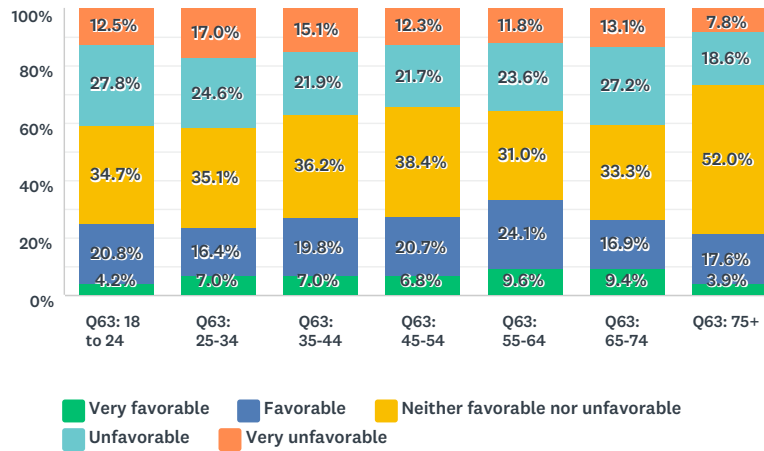


	VERY FAVORABLE	FAVORABLE	NEITHER FAVORABLE NOR UNFAVORABLE	UNFAVORABLE	VERY UNFAVORABLE	TOTAL
Q63: 18 to 24 (A)	11.1% 8	20.8% 15	13.9% 10 G	27.8% 20	26.4% 19 G	4.0% 72
Q63: 25-34 (B)	12.2% 21 E	19.8% 34	18.6% 32	27.9% 48 F	21.5% 37 G	9.5% 172
Q63: 35-44 (C)	14.4% 57 E	19.1% 76	19.6% 78	25.2% 100 DEF	21.7% 86 G	21.8% 397
Q63: 45-54 (D)	10.1% 50	16.4% 81	19.8% 98	33.9% 168 C	19.8% 98 G	27.2% 495
Q63: 55-64 (E)	6.8% 25 BCG	16.9% 62	18.0% 66 G	33.1% 121 C	25.1% 92 G	20.1% 366
Q63: 65-74 (F)	10.8% 23	15.5% 33	17.4% 37 G	37.6% 80 BC	18.8% 40 G	11.7% 213
Q63: 75+ (G)	13.7% 14 E	23.5% 24	27.5% 28 AEF	26.5% 27	8.8% 9 ABCDEF	5.6% 102
Total Respondents	198	325	349	564	381	1,817

Fairfield Hills Master Plan Community Survey

Q20 Horse trails

Answered: 1,818 Skipped: 7

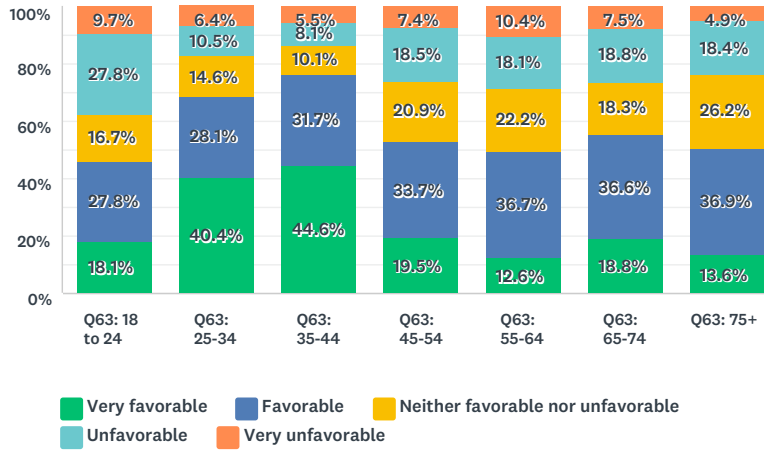


	VERY FAVORABLE	FAVORABLE	NEITHER FAVORABLE NOR UNFAVORABLE	UNFAVORABLE	VERY UNFAVORABLE	TOTAL
Q63: 18 to 24 (A)	4.2% 3	20.8% 15	34.7% 25 G	27.8% 20	12.5% 9	4.0% 72
Q63: 25-34 (B)	7.0% 12	16.4% 28 E	35.1% 60 G	24.6% 42	17.0% 29 G	9.4% 171
Q63: 35-44 (C)	7.0% 28	19.8% 79	36.2% 144 G	21.9% 87	15.1% 60	21.9% 398
Q63: 45-54 (D)	6.8% 34	20.7% 103	38.4% 191 EG	21.7% 108	12.3% 61	27.3% 497
Q63: 55-64 (E)	9.6% 35	24.1% 88 BF	31.0% 113 DG	23.6% 86	11.8% 43	20.1% 365
Q63: 65-74 (F)	9.4% 20	16.9% 36 E	33.3% 71 G	27.2% 58	13.1% 28	11.7% 213
Q63: 75+ (G)	3.9% 4	17.6% 18	52.0% 53 ABCDEF	18.6% 19	7.8% 8 B	5.6% 102
Total Respondents	136	367	657	420	238	1,818

Fairfield Hills Master Plan Community Survey

Q21 Playground and/or water spray park for kids

Answered: 1,819 Skipped: 6

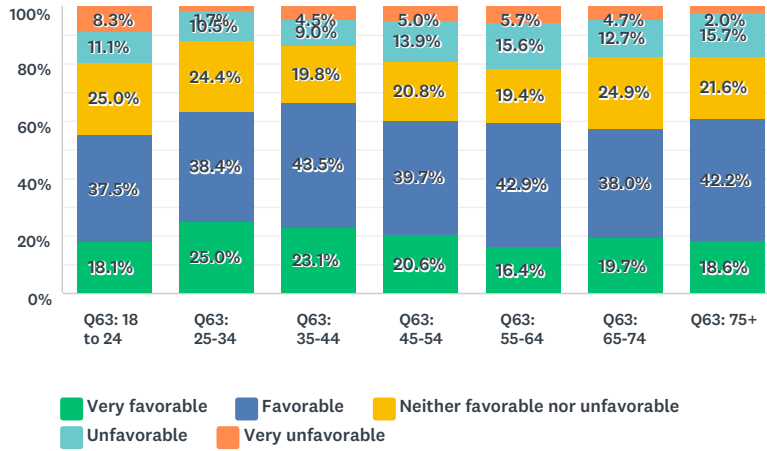


	VERY FAVORABLE	FAVORABLE	NEITHER FAVORABLE NOR UNFAVORABLE	UNFAVORABLE	VERY UNFAVORABLE	TOTAL
Q63: 18 to 24 (A)	18.1% 13 BC	27.8% 20	16.7% 12	27.8% 20 BC	9.7% 7	4.0% 72
Q63: 25-34 (B)	40.4% 69 ADEFG	28.1% 48 E	14.6% 25 EG	10.5% 18 ADEF	6.4% 11	9.4% 171
Q63: 35-44 (C)	44.6% 177 ADEFG	31.7% 126	10.1% 40 DEFG	8.1% 32 ADEFG	5.5% 22 E	21.8% 397
Q63: 45-54 (D)	19.5% 97 BCE	33.7% 168	20.9% 104 C	18.5% 92 BC	7.4% 37	27.4% 498
Q63: 55-64 (E)	12.6% 46 BCDF	36.7% 134 B	22.2% 81 BC	18.1% 66 BC	10.4% 38 C	20.1% 365
Q63: 65-74 (F)	18.8% 40 BCE	36.6% 78	18.3% 39 C	18.8% 40 BC	7.5% 16	11.7% 213
Q63: 75+ (G)	13.6% 14 BC	36.9% 38	26.2% 27 BC	18.4% 19 C	4.9% 5	5.7% 103
Total Respondents	456	612	328	287	136	1,819

Fairfield Hills Master Plan Community Survey

Q22 A designated "events space" that would support larger outdoor events

Answered: 1,819 Skipped: 6

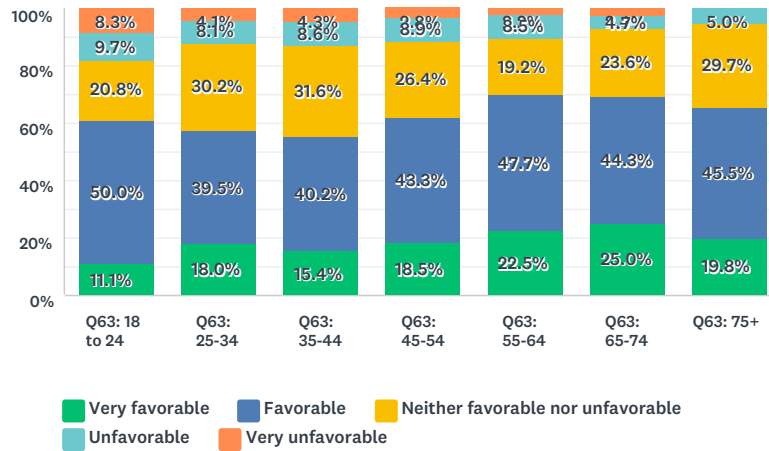


	VERY FAVORABLE	FAVORABLE	NEITHER FAVORABLE NOR UNFAVORABLE	UNFAVORABLE	VERY UNFAVORABLE	TOTAL
Q63: 18 to 24 (A)	18.1% 13	37.5% 27	25.0% 18	11.1% 8	8.3% 6	4.0% 72
Q63: 25-34 (B)	25.0% 43 E	38.4% 66	24.4% 42	10.5% 18	1.7% 3	9.5% 172
Q63: 35-44 (C)	23.1% 92 E	43.5% 173	19.8% 79	9.0% 36 DE	4.5% 18	21.9% 398
Q63: 45-54 (D)	20.6% 102	39.7% 197	20.8% 103	13.9% 69 C	5.0% 25	27.3% 496
Q63: 55-64 (E)	16.4% 60 BC	42.9% 157	19.4% 71	15.6% 57 C	5.7% 21 B	20.1% 366
Q63: 65-74 (F)	19.7% 42	38.0% 81	24.9% 53	12.7% 27	4.7% 10	11.7% 213
Q63: 75+ (G)	18.6% 19	42.2% 43	21.6% 22	15.7% 16	2.0% 2 A	5.6% 102
Total Respondents	371	744	388	231	85	1,819

Fairfield Hills Master Plan Community Survey

Q23 Artisan/craft market

Answered: 1,814 Skipped: 11

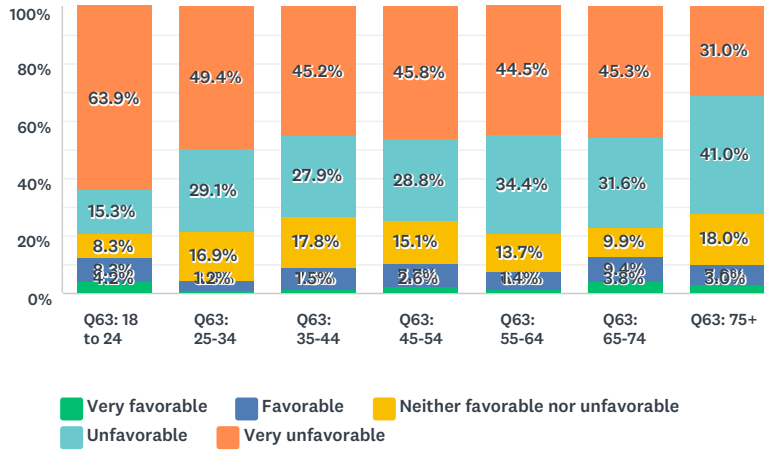


	VERY FAVORABLE	FAVORABLE	NEITHER FAVORABLE NOR UNFAVORABLE	UNFAVORABLE	VERY UNFAVORABLE	TOTAL
Q63: 18 to 24 (A)	11.1% 8 EF	50.0% 36	20.8% 15	9.7% 7	8.3% 6 DEFG	4.0% 72
Q63: 25-34 (B)	18.0% 31	39.5% 68	30.2% 52 E	8.1% 14	4.1% 7 G	9.5% 172
Q63: 35-44 (C)	15.4% 61 EF	40.2% 159 E	31.6% 125 EF	8.6% 34	4.3% 17 G	21.8% 396
Q63: 45-54 (D)	18.5% 92	43.3% 215	26.4% 131 E	8.9% 44	2.8% 14 A	27.3% 496
Q63: 55-64 (E)	22.5% 82 AC	47.7% 174 C	19.2% 70 BCDG	8.5% 31	2.2% 8 A	20.1% 365
Q63: 65-74 (F)	25.0% 53 AC	44.3% 94	23.6% 50 C	4.7% 10	2.4% 5 A	11.7% 212
Q63: 75+ (G)	19.8% 20	45.5% 46	29.7% 30 E	5.0% 5	0.0% 0 ABC	5.6% 101
Total Respondents	347	792	473	145	57	1,814

Fairfield Hills Master Plan Community Survey

Q24 Multi-level parking

Answered: 1,816 Skipped: 9

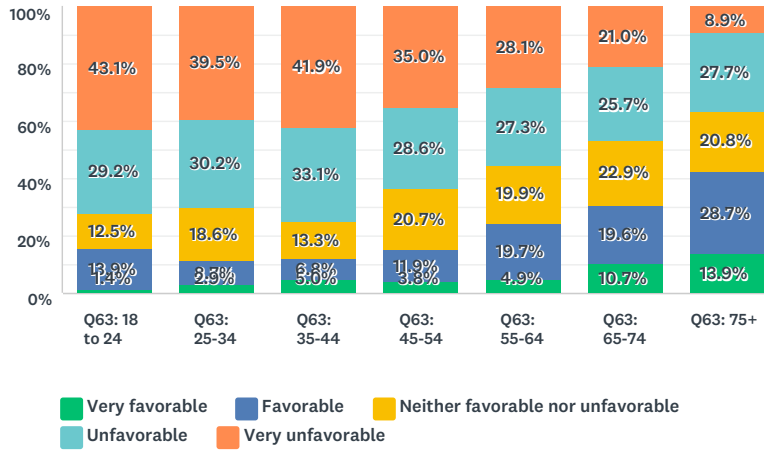


	VERY FAVORABLE	FAVORABLE	NEITHER FAVORABLE NOR UNFAVORABLE	UNFAVORABLE	VERY UNFAVORABLE	TOTAL
Q63: 18 to 24 (A)	4.2% 3	8.3% 6	8.3% 6 C	15.3% 11 BCDEFG	63.9% 46 BCDEFG	4.0% 72
Q63: 25-34 (B)	1.2% 2	3.5% 6 F	16.9% 29 F	29.1% 50 AG	49.4% 85 AG	9.5% 172
Q63: 35-44 (C)	1.5% 6	7.5% 30	17.8% 71 AF	27.9% 111 AG	45.2% 180 AG	21.9% 398
Q63: 45-54 (D)	2.6% 13	7.7% 38	15.1% 75	28.8% 143 AG	45.8% 227 AG	27.3% 496
Q63: 55-64 (E)	1.4% 5	6.0% 22	13.7% 50	34.4% 126 A	44.5% 163 AG	20.2% 366
Q63: 65-74 (F)	3.8% 8	9.4% 20 B	9.9% 21 BCG	31.6% 67 A	45.3% 96 AG	11.7% 212
Q63: 75+ (G)	3.0% 3	7.0% 7	18.0% 18 F	41.0% 41 ABCD	31.0% 31 ABCDEF	5.5% 100
Total Respondents	40	129	270	549	828	1,816

Fairfield Hills Master Plan Community Survey

Q25 Health services center (e.g., small hospital, clinic, urgent care)

Answered: 1,821 Skipped: 4

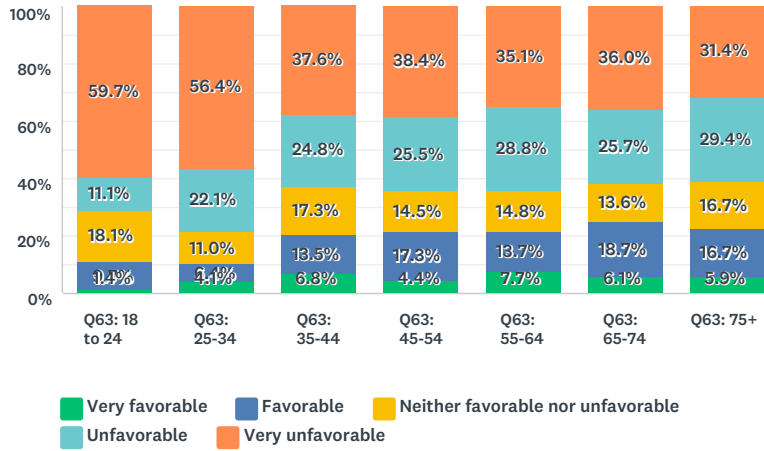


	VERY FAVORABLE	FAVORABLE	NEITHER FAVORABLE NOR UNFAVORABLE	UNFAVORABLE	VERY UNFAVORABLE	TOTAL
Q63: 18 to 24 (A)	1.4% 1 FG	13.9% 10 CG	12.5% 9	29.2% 21	43.1% 31 EFG	4.0% 72
Q63: 25-34 (B)	2.9% 5 FG	8.7% 15 EFG	18.6% 32	30.2% 52	39.5% 68 EFG	9.4% 172
Q63: 35-44 (C)	5.0% 20 FG	6.8% 27 ADEFG	13.3% 53 DEF	33.1% 132	41.9% 167 DEFG	21.9% 399
Q63: 45-54 (D)	3.8% 19 FG	11.9% 59 CEFG	20.7% 103 C	28.6% 142	35.0% 174 CEFG	27.3% 497
Q63: 55-64 (E)	4.9% 18 FG	19.7% 72 BCD	19.9% 73 C	27.3% 100	28.1% 103 ABCDG	20.1% 366
Q63: 65-74 (F)	10.7% 23 ABCDE	19.6% 42 BCD	22.9% 49 C	25.7% 55	21.0% 45 ABCDG	11.8% 214
Q63: 75+ (G)	13.9% 14 ABCDE	28.7% 29 ABCD	20.8% 21	27.7% 28	8.9% 9 ABCDEF	5.5% 101
Total Respondents	100	254	340	530	597	1,821

Fairfield Hills Master Plan Community Survey

Q26 Boutique hotel

Answered: 1,822 Skipped: 3

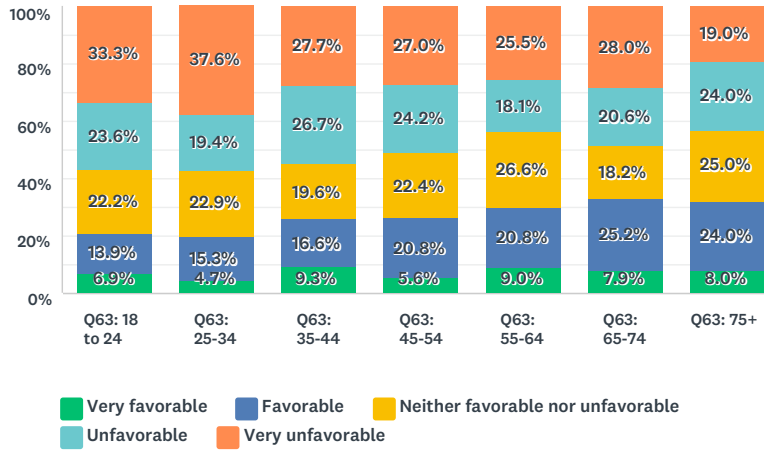


	VERY FAVORABLE	FAVORABLE	NEITHER FAVORABLE NOR UNFAVORABLE	UNFAVORABLE	VERY UNFAVORABLE	TOTAL
Q63: 18 to 24 (A)	1.4% 1	9.7% 7	18.1% 13	11.1% 8 BCDEFG	59.7% 43 CDEFG	4.0% 72
Q63: 25-34 (B)	4.1% 7	6.4% 11 CDEFG	11.0% 19	22.1% 38 A	56.4% 97 CDEFG	9.4% 172
Q63: 35-44 (C)	6.8% 27	13.5% 54 B	17.3% 69	24.8% 99 A	37.6% 150 AB	21.9% 399
Q63: 45-54 (D)	4.4% 22 E	17.3% 86 B	14.5% 72	25.5% 127 A	38.4% 191 AB	27.3% 498
Q63: 55-64 (E)	7.7% 28 D	13.7% 50 B	14.8% 54	28.8% 105 A	35.1% 128 AB	20.0% 365
Q63: 65-74 (F)	6.1% 13	18.7% 40 B	13.6% 29	25.7% 55 A	36.0% 77 AB	11.7% 214
Q63: 75+ (G)	5.9% 6	16.7% 17 B	16.7% 17	29.4% 30 A	31.4% 32 AB	5.6% 102
Total Respondents	104	265	273	462	718	1,822

Fairfield Hills Master Plan Community Survey

Q27 Wedding/event hall

Answered: 1,814 Skipped: 11

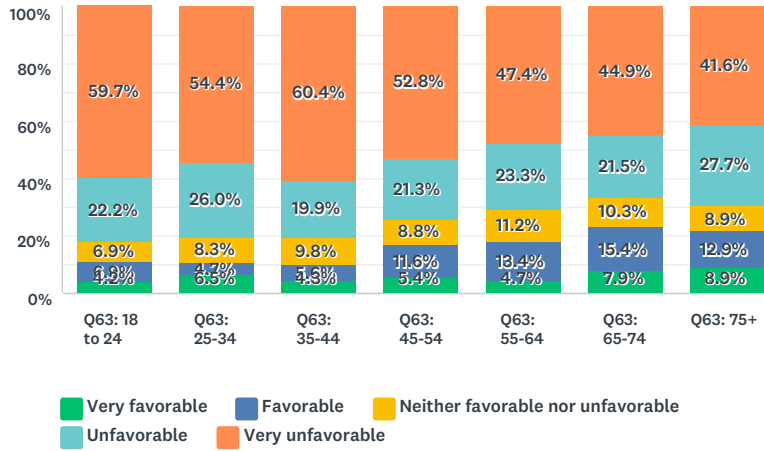


	VERY FAVORABLE	FAVORABLE	NEITHER FAVORABLE NOR UNFAVORABLE	UNFAVORABLE	VERY UNFAVORABLE	TOTAL
Q63: 18 to 24 (A)	6.9% 5	13.9% 10 F	22.2% 16	23.6% 17	33.3% 24 G	4.0% 72
Q63: 25-34 (B)	4.7% 8	15.3% 26 F	22.9% 39	19.4% 33	37.6% 64 CDEFG	9.4% 170
Q63: 35-44 (C)	9.3% 37 D	16.6% 66 F	19.6% 78 E	26.7% 106 E	27.7% 110 B	21.9% 397
Q63: 45-54 (D)	5.6% 28 C	20.8% 103	22.4% 111	24.2% 120 E	27.0% 134 B	27.3% 496
Q63: 55-64 (E)	9.0% 33	20.8% 76	26.6% 97 CF	18.1% 66 CD	25.5% 93 B	20.1% 365
Q63: 65-74 (F)	7.9% 17	25.2% 54 ABC	18.2% 39 E	20.6% 44	28.0% 60 B	11.8% 214
Q63: 75+ (G)	8.0% 8	24.0% 24	25.0% 25	24.0% 24	19.0% 19 AB	5.5% 100
Total Respondents	136	359	405	410	504	1,814

Fairfield Hills Master Plan Community Survey

Q28 Rental housing

Answered: 1,815 Skipped: 10

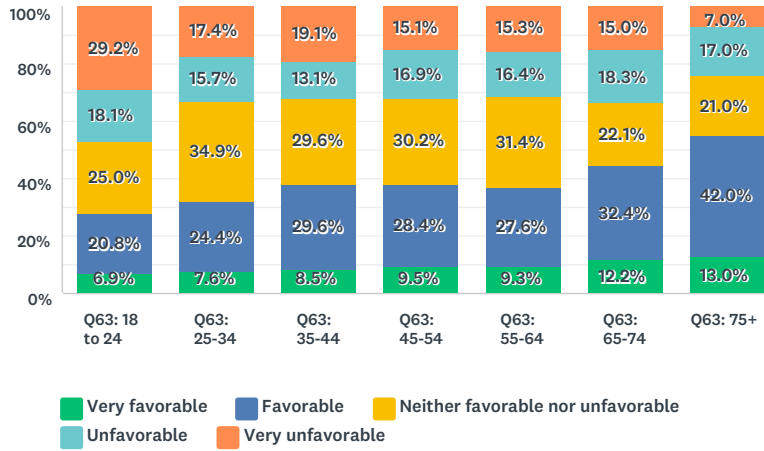


	VERY FAVORABLE	FAVORABLE	NEITHER FAVORABLE NOR UNFAVORABLE	UNFAVORABLE	VERY UNFAVORABLE	TOTAL
Q63: 18 to 24 (A)	4.2% 3	6.9% 5		6.9% 5	22.2% 16	59.7% 43 FG 72
Q63: 25-34 (B)	6.5% 11	4.7% 8 DEFG		8.3% 14	26.0% 44	54.4% 92 G 169
Q63: 35-44 (C)	4.3% 17	5.6% 22 DEFG		9.8% 39	19.9% 79	60.4% 239 DEFG 396
Q63: 45-54 (D)	5.4% 27	11.6% 58 BC		8.8% 44	21.3% 106	52.8% 263 CG 498
Q63: 55-64 (E)	4.7% 17	13.4% 49 BC		11.2% 41	23.3% 85	47.4% 173 C 365
Q63: 65-74 (F)	7.9% 17	15.4% 33 BC		10.3% 22	21.5% 46	44.9% 96 AC 214
Q63: 75+ (G)	8.9% 9	12.9% 13 BC		8.9% 9	27.7% 28	41.6% 42 ABCD 101
Total Respondents	101	188	174	404	948	1,815

Fairfield Hills Master Plan Community Survey

Q29 Education Facilities

Answered: 1,818 Skipped: 7

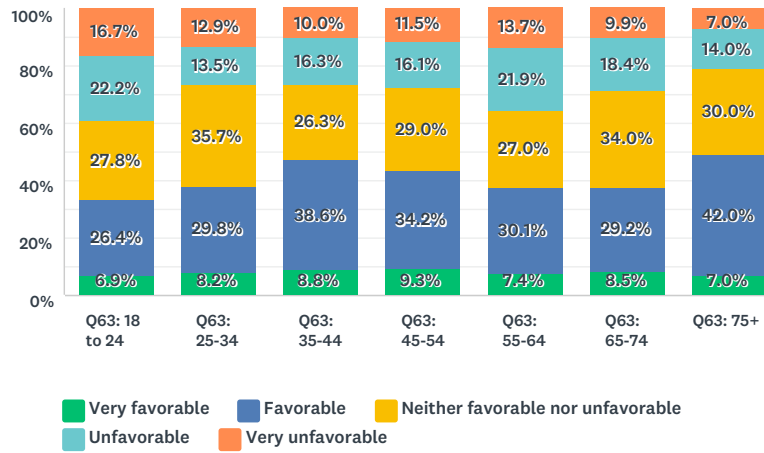


	VERY FAVORABLE	FAVORABLE	NEITHER FAVORABLE NOR UNFAVORABLE	UNFAVORABLE	VERY UNFAVORABLE	TOTAL
Q63: 18 to 24 (A)	6.9% 5	20.8% 15 G	25.0% 18	18.1% 13	29.2% 21 BDEFG	4.0% 72
Q63: 25-34 (B)	7.6% 13	24.4% 42 G	34.9% 60 FG	15.7% 27	17.4% 30 AG	9.5% 172
Q63: 35-44 (C)	8.5% 34	29.6% 118 G	29.6% 118 F	13.1% 52	19.1% 76 G	21.9% 398
Q63: 45-54 (D)	9.5% 47	28.4% 141 G	30.2% 150 F	16.9% 84	15.1% 75 AG	27.3% 497
Q63: 55-64 (E)	9.3% 34	27.6% 101 G	31.4% 115 FG	16.4% 60	15.3% 56 AG	20.1% 366
Q63: 65-74 (F)	12.2% 26	32.4% 69	22.1% 47 BCDE	18.3% 39	15.0% 32 AG	11.7% 213
Q63: 75+ (G)	13.0% 13	42.0% 42 ABCDE	21.0% 21 BE	17.0% 17	7.0% 7 ABCDEF	5.5% 100
Total Respondents	172	528	529	292	297	1,818

Fairfield Hills Master Plan Community Survey

Q30 Tennis Courts

Answered: 1,817 Skipped: 8

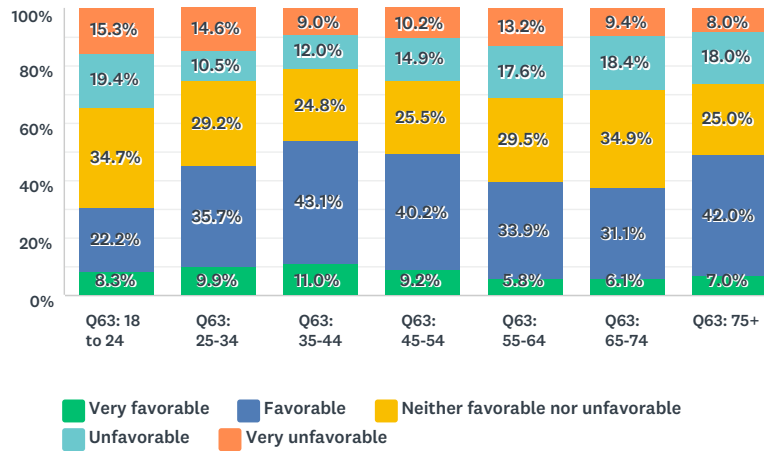


	VERY FAVORABLE	FAVORABLE	NEITHER FAVORABLE NOR UNFAVORABLE	UNFAVORABLE	VERY UNFAVORABLE	TOTAL
Q63: 18 to 24 (A)	6.9% 5	26.4% 19 CG	27.8% 20	22.2% 16	16.7% 12 G	4.0% 72
Q63: 25-34 (B)	8.2% 14	29.8% 51 CG	35.7% 61 CE	13.5% 23 E	12.9% 22	9.4% 171
Q63: 35-44 (C)	8.8% 35	38.6% 154 ABEF	26.3% 105 BF	16.3% 65 E	10.0% 40	22.0% 399
Q63: 45-54 (D)	9.3% 46	34.2% 170	29.0% 144	16.1% 80 E	11.5% 57	27.4% 497
Q63: 55-64 (E)	7.4% 27	30.1% 110 CG	27.0% 99 B	21.9% 80 BCD	13.7% 50	20.1% 366
Q63: 65-74 (F)	8.5% 18	29.2% 62 CG	34.0% 72 C	18.4% 39	9.9% 21	11.7% 212
Q63: 75+ (G)	7.0% 7	42.0% 42 ABEF	30.0% 30	14.0% 14	7.0% 7 A	5.5% 100
Total Respondents	152	608	531	317	209	1,817

Fairfield Hills Master Plan Community Survey

Q31 Basketball Courts

Answered: 1,815 Skipped: 10

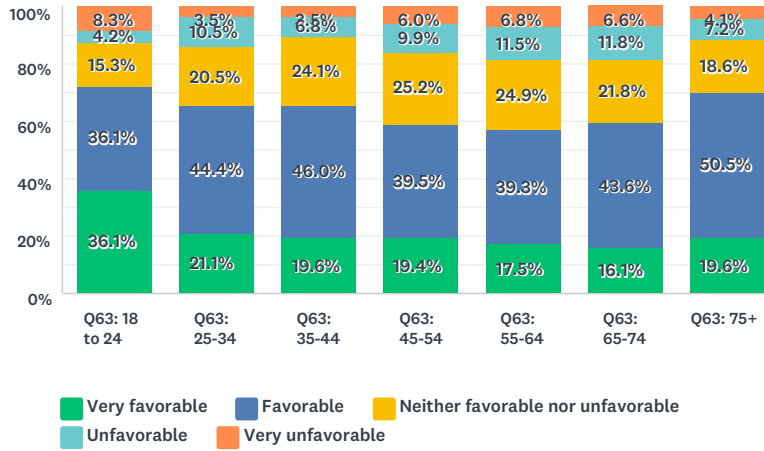


	VERY FAVORABLE	FAVORABLE	NEITHER FAVORABLE NOR UNFAVORABLE	UNFAVORABLE	VERY UNFAVORABLE	TOTAL
Q63: 18 to 24 (A)	8.3% 6	22.2% 16 BCDG	34.7% 25	19.4% 14	15.3% 11	4.0% 72
Q63: 25-34 (B)	9.9% 17	35.7% 61 A	29.2% 50	10.5% 18 EF	14.6% 25 C	9.4% 171
Q63: 35-44 (C)	11.0% 44 EF	43.1% 172 AEF	24.8% 99 F	12.0% 48 EF	9.0% 36 B	22.0% 399
Q63: 45-54 (D)	9.2% 46	40.2% 200 AF	25.5% 127 F	14.9% 74	10.2% 51	27.4% 498
Q63: 55-64 (E)	5.8% 21 C	33.9% 123 C	29.5% 107	17.6% 64 BC	13.2% 48	20.0% 363
Q63: 65-74 (F)	6.1% 13 C	31.1% 66 CD	34.9% 74 CD	18.4% 39 BC	9.4% 20	11.7% 212
Q63: 75+ (G)	7.0% 7	42.0% 42 A	25.0% 25	18.0% 18	8.0% 8	5.5% 100
Total Respondents	154	680	507	275	199	1,815

Fairfield Hills Master Plan Community Survey

Q32 Water fountains

Answered: 1,811 Skipped: 14

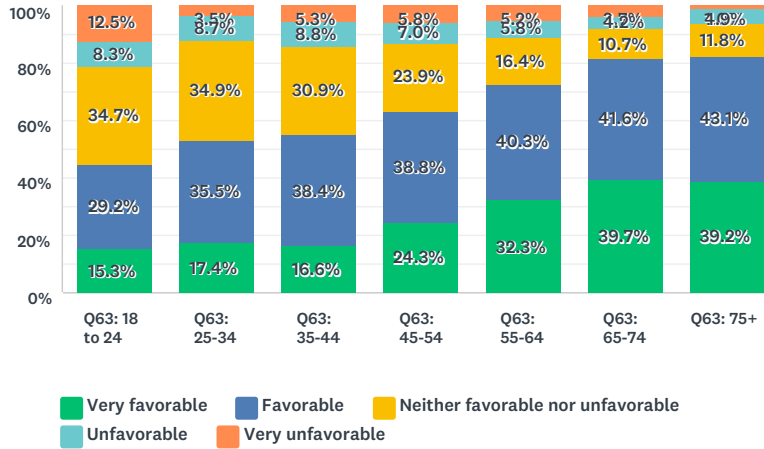


	VERY FAVORABLE	FAVORABLE	NEITHER FAVORABLE NOR UNFAVORABLE	UNFAVORABLE	VERY UNFAVORABLE	TOTAL
Q63: 18 to 24 (A)	36.1%	36.1%	15.3%	4.2%	8.3%	4.0%
	26	26	11	3	6	72
	BCDEFG					
Q63: 25-34 (B)	21.1%	44.4%	20.5%	10.5%	3.5%	9.4%
	36	76	35	18	6	171
	A					
Q63: 35-44 (C)	19.6%	46.0%	24.1%	6.8%	3.5%	22.0%
	78	183	96	27	14	398
	A			EF	E	
Q63: 45-54 (D)	19.4%	39.5%	25.2%	9.9%	6.0%	27.4%
	96	196	125	49	30	496
	A	G				
Q63: 55-64 (E)	17.5%	39.3%	24.9%	11.5%	6.8%	20.2%
	64	144	91	42	25	366
	A	G		C	C	
Q63: 65-74 (F)	16.1%	43.6%	21.8%	11.8%	6.6%	11.7%
	34	92	46	25	14	211
	A			C		
Q63: 75+ (G)	19.6%	50.5%	18.6%	7.2%	4.1%	5.4%
	19	49	18	7	4	97
	A	DE				
Total Respondents	353	766	422	171	99	1,811

Fairfield Hills Master Plan Community Survey

Q33 Reserve (land-bank) land for future town needs, even if we don't know what they are now

Answered: 1,820 Skipped: 5

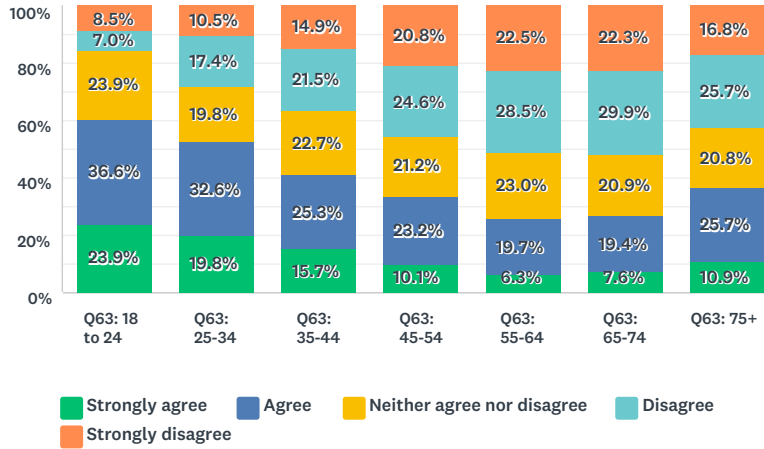


	VERY FAVORABLE	FAVORABLE	NEITHER FAVORABLE NOR UNFAVORABLE	UNFAVORABLE	VERY UNFAVORABLE	TOTAL
Q63: 18 to 24 (A)	15.3% 11 EFG	29.2% 21	34.7% 25 DEFG	8.3% 6	12.5% 9 BCDEFG	4.0% 72
Q63: 25-34 (B)	17.4% 30 EFG	35.5% 61	34.9% 60 DEFG	8.7% 15	3.5% 6 A	9.5% 172
Q63: 35-44 (C)	16.6% 66 DEFG	38.4% 153	30.9% 123 DEFG	8.8% 35 F	5.3% 21 A	21.9% 398
Q63: 45-54 (D)	24.3% 121 CEFG	38.8% 193	23.9% 119 ABCEFG	7.0% 35	5.8% 29 AG	27.3% 497
Q63: 55-64 (E)	32.3% 118 ABCD	40.3% 147	16.4% 60 ABCD	5.8% 21	5.2% 19 A	20.1% 365
Q63: 65-74 (F)	39.7% 85 ABCD	41.6% 89	10.7% 23 ABCD	4.2% 9 C	3.7% 8 A	11.8% 214
Q63: 75+ (G)	39.2% 40 ABCD	43.1% 44	11.8% 12 ABCD	4.9% 5	1.0% 1 AD	5.6% 102
Total Respondents	471	708	422	126	93	1,820

Fairfield Hills Master Plan Community Survey

Q34 Many of the buildings populating Fairfield Hills are still a tremendous asset to the town and should be renovated by the town

Answered: 1,811 Skipped: 14

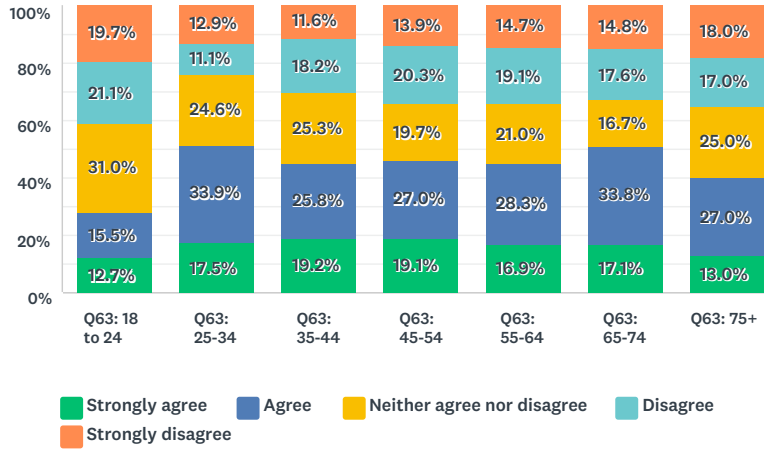


	STRONGLY AGREE	AGREE	NEITHER AGREE NOR DISAGREE	DISAGREE	STRONGLY DISAGREE	TOTAL	
Q63: 18 to 24 (A)	23.9% 17 DEFG	36.6% 26 CDEF		23.9% 17 BCDEFG	7.0% 5 AEFG	8.5% 6 DEF	3.9% 71
Q63: 25-34 (B)	19.8% 34 DEF	32.6% 56 DEF		19.8% 34 AEF	17.4% 30 DEF	10.5% 18 DEF	9.5% 172
Q63: 35-44 (C)	15.7% 62 DEF	25.3% 100 A		22.7% 90 AEF	21.5% 85 DEF	14.9% 59 DEF	21.9% 396
Q63: 45-54 (D)	10.1% 50 ABCE	23.2% 115 AB		21.2% 105 A	24.6% 122 ABC	20.8% 103 ABC	27.3% 495
Q63: 55-64 (E)	6.3% 23 ABCD	19.7% 72 AB		23.0% 84 ABC	28.5% 104 ABC	22.5% 82 ABC	20.2% 365
Q63: 65-74 (F)	7.6% 16 ABC	19.4% 41 AB		20.9% 44 ABC	29.9% 63 ABC	22.3% 47 ABC	11.7% 211
Q63: 75+ (G)	10.9% 11 A	25.7% 26 A		20.8% 21 A	25.7% 26 A	16.8% 17 A	5.6% 101
Total Respondents	213	436	395	435	332	1,811	

Fairfield Hills Master Plan Community Survey

Q35 Many of the buildings populating Fairfield Hills are still a tremendous asset to the town and should be renovated by private developers

Answered: 1,812 Skipped: 13

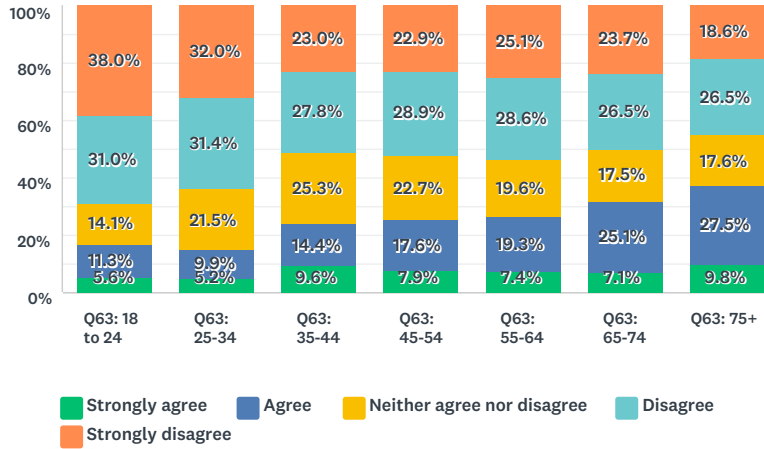


	STRONGLY AGREE	AGREE	NEITHER AGREE NOR DISAGREE	DISAGREE	STRONGLY DISAGREE	TOTAL
Q63: 18 to 24 (A)	12.7% 9	15.5% 11 BDEF	31.0% 22 DF	21.1% 15 B	19.7% 14	3.9% 71
Q63: 25-34 (B)	17.5% 30	33.9% 58 AC	24.6% 42	11.1% 19 ACDE	12.9% 22	9.4% 171
Q63: 35-44 (C)	19.2% 76	25.8% 102 BF	25.3% 100 DF	18.2% 72 B	11.6% 46	21.9% 396
Q63: 45-54 (D)	19.1% 95	27.0% 134 A	19.7% 98 AC	20.3% 101 B	13.9% 69	27.4% 497
Q63: 55-64 (E)	16.9% 62	28.3% 104 A	21.0% 77	19.1% 70 B	14.7% 54	20.3% 367
Q63: 65-74 (F)	17.1% 36	33.8% 71 AC	16.7% 35 AC	17.6% 37	14.8% 31	11.6% 210
Q63: 75+ (G)	13.0% 13	27.0% 27	25.0% 25	17.0% 17	18.0% 18	5.5% 100
Total Respondents	321	507	399	331	254	1,812

Fairfield Hills Master Plan Community Survey

Q36 If the buildings on the Fairfield Hills campus aren't going to be used, they should all be demolished as soon as possible at taxpayer expense

Answered: 1,813 Skipped: 12

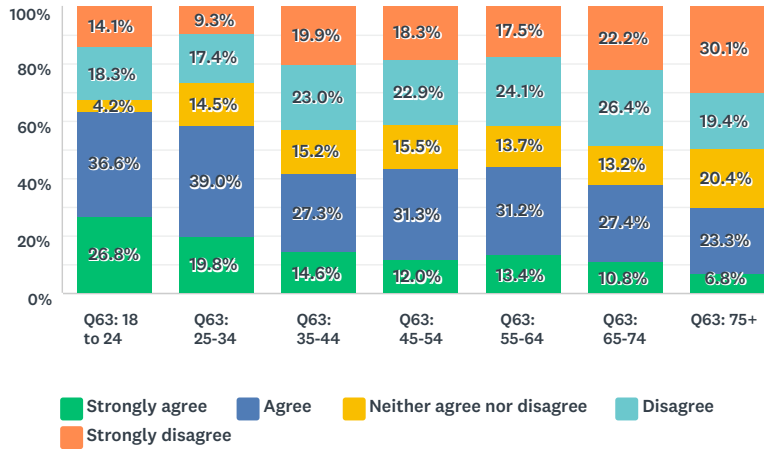


	STRONGLY AGREE	AGREE	NEITHER AGREE NOR DISAGREE	DISAGREE	STRONGLY DISAGREE	TOTAL
Q63: 18 to 24 (A)	5.6% 4	11.3% 8 FG	14.1% 10 C	31.0% 22	38.0% 27 CDEFG	3.9% 71
Q63: 25-34 (B)	5.2% 9	9.9% 17 DEFG	21.5% 37	31.4% 54	32.0% 55 CDG	9.5% 172
Q63: 35-44 (C)	9.6% 38	14.4% 57 FG	25.3% 100 AF	27.8% 110	23.0% 91 AB	21.8% 396
Q63: 45-54 (D)	7.9% 39	17.6% 87 BFG	22.7% 112	28.9% 143	22.9% 113 AB	27.2% 494
Q63: 55-64 (E)	7.4% 27	19.3% 71 B	19.6% 72	28.6% 105	25.1% 92 A	20.2% 367
Q63: 65-74 (F)	7.1% 15	25.1% 53 ABCD	17.5% 37 C	26.5% 56	23.7% 50 A	11.6% 211
Q63: 75+ (G)	9.8% 10	27.5% 28 ABCD	17.6% 18	26.5% 27	18.6% 19 AB	5.6% 102
Total Respondents	142	321	386	517	447	1,813

Fairfield Hills Master Plan Community Survey

Q37 I don't mind if the unused buildings at Fairfield Hills sit empty for the next 5-10 years

Answered: 1,817 Skipped: 8

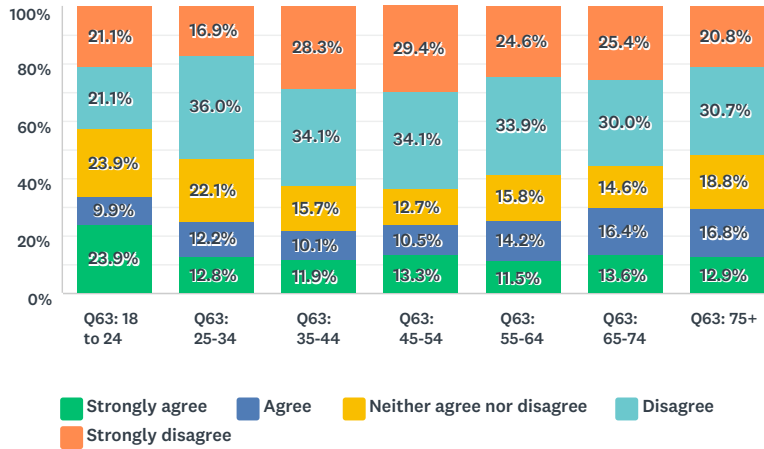


	STRONGLY AGREE	AGREE	NEITHER AGREE NOR DISAGREE	DISAGREE	STRONGLY DISAGREE	TOTAL
Q63: 18 to 24 (A)	26.8%	36.6%	4.2%	18.3%	14.1%	3.9%
	19	26	3	13	10	71
	CDEFG		BCDEFG		G	
Q63: 25-34 (B)	19.8%	39.0%	14.5%	17.4%	9.3%	9.5%
	34	67	25	30	16	172
	DFG	CFG	A	F	CDEFG	
Q63: 35-44 (C)	14.6%	27.3%	15.2%	23.0%	19.9%	21.8%
	58	108	60	91	79	396
	AG	B	A		BG	
Q63: 45-54 (D)	12.0%	31.3%	15.5%	22.9%	18.3%	27.4%
	60	156	77	114	91	498
	AB		A		BG	
Q63: 55-64 (E)	13.4%	31.2%	13.7%	24.1%	17.5%	20.1%
	49	114	50	88	64	365
	A		A		BG	
Q63: 65-74 (F)	10.8%	27.4%	13.2%	26.4%	22.2%	11.7%
	23	58	28	56	47	212
	AB	B	A	B	B	
Q63: 75+ (G)	6.8%	23.3%	20.4%	19.4%	30.1%	5.7%
	7	24	21	20	31	103
	ABC	B	A		ABCDE	
Total Respondents	250	553	264	412	338	1,817

Fairfield Hills Master Plan Community Survey

Q38 There should be no additional development (commercial and/or residential)

Answered: 1,815 Skipped: 10

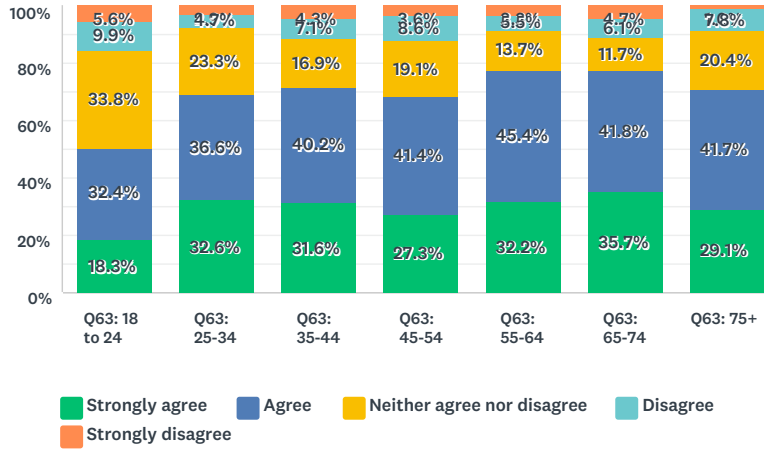


	STRONGLY AGREE	AGREE	NEITHER AGREE NOR DISAGREE	DISAGREE	STRONGLY DISAGREE	TOTAL
Q63: 18 to 24 (A)	23.9% 17 BCDEF	9.9% 7		23.9% 17 D	21.1% 15 BCDE	21.1% 15 3.9% 71
Q63: 25-34 (B)	12.8% 22 A	12.2% 21		22.1% 38 D	36.0% 62 A	16.9% 29 CDEF 9.5% 172
Q63: 35-44 (C)	11.9% 47 A	10.1% 40 F		15.7% 62	34.1% 135 A	28.3% 112 B 21.8% 396
Q63: 45-54 (D)	13.3% 66 A	10.5% 52 F		12.7% 63 AB	34.1% 169 A	29.4% 146 B 27.3% 496
Q63: 55-64 (E)	11.5% 42 A	14.2% 52		15.8% 58	33.9% 124 A	24.6% 90 B 20.2% 366
Q63: 65-74 (F)	13.6% 29 A	16.4% 35 CD			14.6% 31 64	30.0% 54 B 25.4% 213
Q63: 75+ (G)	12.9% 13	16.8% 17		18.8% 19	30.7% 31	20.8% 21 5.6% 101
Total Respondents	236	224	288		600	467 1,815

Fairfield Hills Master Plan Community Survey

Q39 It makes sense for the town to maintain control of the land by leasing the buildings and the land (rather than selling)

Answered: 1,819 Skipped: 6

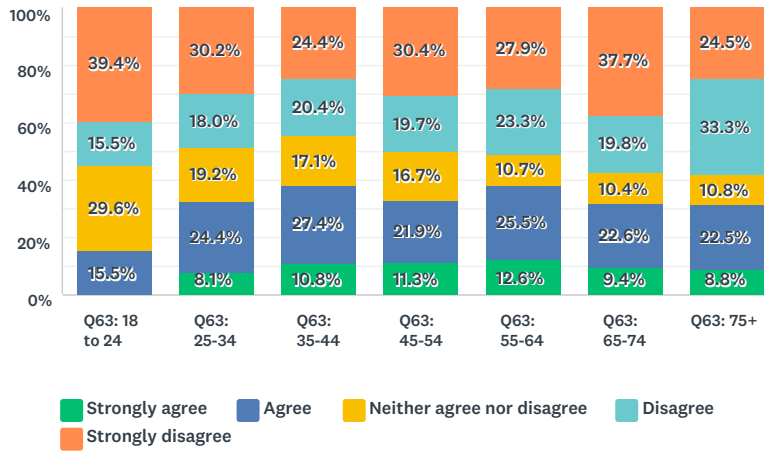


	STRONGLY AGREE	AGREE	NEITHER AGREE NOR DISAGREE	DISAGREE	STRONGLY DISAGREE	TOTAL
Q63: 18 to 24 (A)	18.3% 13 BCE	32.4% 23 E	33.8% 24 CDEFG	9.9% 7	5.6% 4	3.9% 71
Q63: 25-34 (B)	32.6% 56 A	36.6% 63	23.3% 40 EF	4.7% 8	2.9% 5	9.5% 172
Q63: 35-44 (C)	31.6% 125 A	40.2% 159	16.9% 67 A	7.1% 28	4.3% 17	21.8% 396
Q63: 45-54 (D)	27.3% 136 F	41.4% 206	19.1% 95 AEF	8.6% 43	3.6% 18	27.4% 498
Q63: 55-64 (E)	32.2% 118 A	45.4% 166 A	13.7% 50 ABD	5.5% 20	3.3% 12	20.1% 366
Q63: 65-74 (F)	35.7% 76 AD	41.8% 89	11.7% 25 ABDG	6.1% 13	4.7% 10	11.7% 213
Q63: 75+ (G)	29.1% 30	41.7% 43	20.4% 21 AF	7.8% 8	1.0% 1	5.7% 103
Total Respondents	554	749	322	127	67	1,819

Fairfield Hills Master Plan Community Survey

Q40 It makes sense to consider selling a parcel of land within Fairfield Hills for private commercial development, under strict zoning restrictions to control the future use of the commercial property.

Answered: 1,817 Skipped: 8

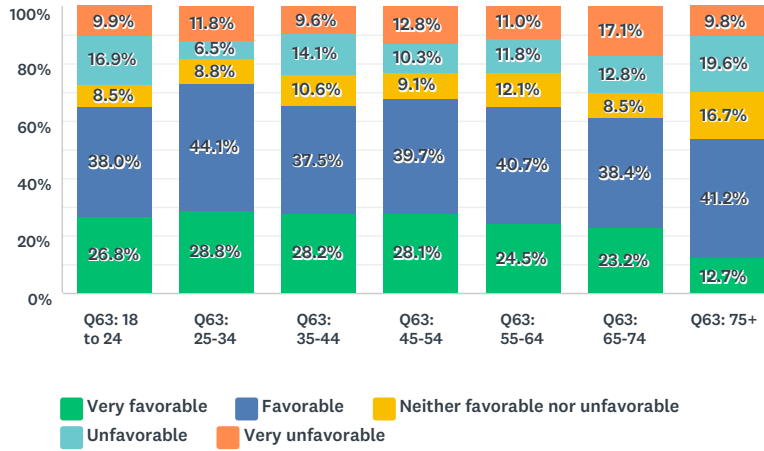


	STRONGLY AGREE	AGREE	NEITHER AGREE NOR DISAGREE	DISAGREE	STRONGLY DISAGREE	TOTAL
Q63: 18 to 24 (A)	0.0% 0 BCDEFG	15.5% 11 C	29.6% 21 CDEFG	15.5% 11 G	39.4% 28 CG	3.9% 71
Q63: 25-34 (B)	8.1% 14 A	24.4% 42	19.2% 33 EF	18.0% 31 G	30.2% 52	9.5% 172
Q63: 35-44 (C)	10.8% 43 A	27.4% 109 A	17.1% 68 AEF	20.4% 81 G	24.4% 97 ADF	21.9% 398
Q63: 45-54 (D)	11.3% 56 A	21.9% 109	16.7% 83 AEF	19.7% 98 G	30.4% 151 C	27.4% 497
Q63: 55-64 (E)	12.6% 46 A	25.5% 93	10.7% 39 ABCD	23.3% 85 G	27.9% 102 F	20.1% 365
Q63: 65-74 (F)	9.4% 20 A	22.6% 48	10.4% 22 ABCD	19.8% 42 G	37.7% 80 CEG	11.7% 212
Q63: 75+ (G)	8.8% 9 A	22.5% 23	10.8% 11 A	33.3% 34 ABCDEF	24.5% 25 AF	5.6% 102
Total Respondents	188	435	277	382	535	1,817

Fairfield Hills Master Plan Community Survey

Q41 Local retail businesses (i.e., local retailers not part of a national chain)

Answered: 1,809 Skipped: 16

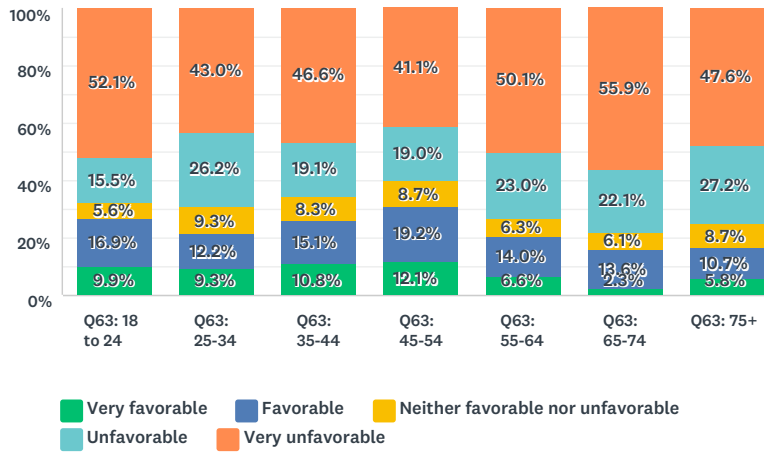


	VERY FAVORABLE	FAVORABLE	NEITHER FAVORABLE NOR UNFAVORABLE	UNFAVORABLE	VERY UNFAVORABLE	TOTAL
Q63: 18 to 24 (A)	26.8% 19 G	38.0% 27	8.5% 6	16.9% 12 B	9.9% 7	3.9% 71
Q63: 25-34 (B)	28.8% 49 G	44.1% 75	8.8% 15	6.5% 11 ACFG	11.8% 20	9.4% 170
Q63: 35-44 (C)	28.2% 112 G	37.5% 149	10.6% 42	14.1% 56 B	9.6% 38 F	21.9% 397
Q63: 45-54 (D)	28.1% 139 G	39.7% 196	9.1% 45 G	10.3% 51 G	12.8% 63	27.3% 494
Q63: 55-64 (E)	24.5% 89 G	40.7% 148	12.1% 44	11.8% 43 G	11.0% 40 F	20.1% 364
Q63: 65-74 (F)	23.2% 49 G	38.4% 81	8.5% 18 G	12.8% 27 B	17.1% 36 CE	11.7% 211
Q63: 75+ (G)	12.7% 13 ABCDEF	41.2% 42	16.7% 17 DF	19.6% 20 BDE	9.8% 10	5.6% 102
Total Respondents	470	718	187	220	214	1,809

Fairfield Hills Master Plan Community Survey

Q42 National retailers (e.g., The Gap, TJ Maxx, Pier One, etc.)

Answered: 1,817 Skipped: 8

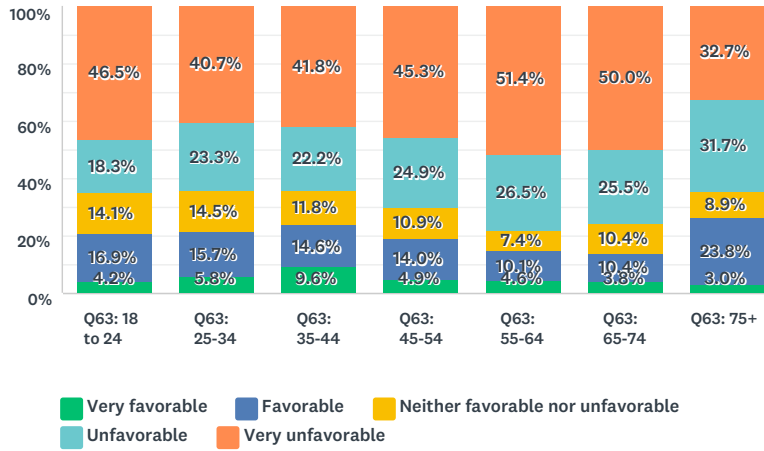


	VERY FAVORABLE	FAVORABLE	NEITHER FAVORABLE NOR UNFAVORABLE	UNFAVORABLE	VERY UNFAVORABLE	TOTAL
Q63: 18 to 24 (A)	9.9% 7 F	16.9% 12	5.6% 4	15.5% 11	52.1% 37	3.9% 71
Q63: 25-34 (B)	9.3% 16 F	12.2% 21 D	9.3% 16	26.2% 45 D	43.0% 74 F	9.5% 172
Q63: 35-44 (C)	10.8% 43 EF	15.1% 60	8.3% 33	19.1% 76	46.6% 185 F	21.8% 397
Q63: 45-54 (D)	12.1% 60 EF	19.2% 95 BEG	8.7% 43	19.0% 94 B	41.1% 204 EF	27.3% 496
Q63: 55-64 (E)	6.6% 24 CDF	14.0% 51 D	6.3% 23	23.0% 84	50.1% 183 D	20.1% 365
Q63: 65-74 (F)	2.3% 5 ABCDE	13.6% 29	6.1% 13	22.1% 47	55.9% 119 BCD	11.7% 213
Q63: 75+ (G)	5.8% 6	10.7% 11 D	8.7% 9	27.2% 28	47.6% 49	5.7% 103
Total Respondents	161	279	141	385	851	1,817

Fairfield Hills Master Plan Community Survey

Q43 Multiplex movie theater

Answered: 1,813 Skipped: 12

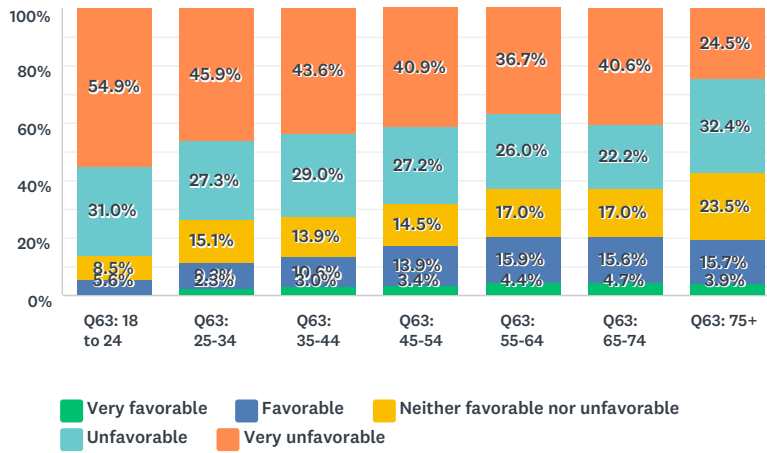


	VERY FAVORABLE	FAVORABLE	NEITHER FAVORABLE NOR UNFAVORABLE	UNFAVORABLE	VERY UNFAVORABLE	TOTAL
Q63: 18 to 24 (A)	4.2% 3	16.9% 12	14.1% 10	18.3% 13	46.5% 33	3.9% 71
Q63: 25-34 (B)	5.8% 10	15.7% 27	14.5% 25	23.3% 40	40.7% 70	9.5% 172
Q63: 35-44 (C)	9.6% 38	14.6% 58	11.8% 47	22.2% 88	41.8% 166	21.9% 397
Q63: 45-54 (D)	4.9% 24	14.0% 69	10.9% 54	24.9% 123	45.3% 224	27.2% 494
Q63: 55-64 (E)	4.6% 17	10.1% 37	7.4% 27	26.5% 97	51.4% 188	20.2% 366
Q63: 65-74 (F)	3.8% 8	10.4% 22	10.4% 22	25.5% 54	50.0% 106	11.7% 212
Q63: 75+ (G)	3.0% 3	23.8% 24	8.9% 9	31.7% 32	32.7% 33	5.6% 101
Total Respondents	103	249	194	447	820	1,813

Fairfield Hills Master Plan Community Survey

Q44 Banks, real estate offices

Answered: 1,815 Skipped: 10

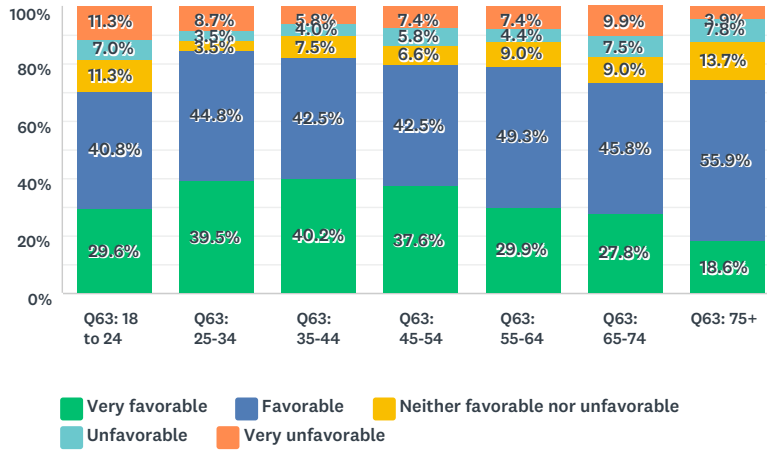


	VERY FAVORABLE	FAVORABLE	NEITHER FAVORABLE NOR UNFAVORABLE	UNFAVORABLE	VERY UNFAVORABLE	TOTAL
Q63: 18 to 24 (A)	0.0% 0	5.6% 4 EFG	8.5% 6 G	31.0% 22	54.9% 39 DEFG	3.9% 71
Q63: 25-34 (B)	2.3% 4	9.3% 16 E	15.1% 26	27.3% 47	45.9% 79 EG	9.5% 172
Q63: 35-44 (C)	3.0% 12	10.6% 42 E	13.9% 55 G	29.0% 115	43.6% 173 G	21.9% 397
Q63: 45-54 (D)	3.4% 17	13.9% 69	14.5% 72 G	27.2% 135	40.9% 203 AG	27.3% 496
Q63: 55-64 (E)	4.4% 16	15.9% 58 ABC	17.0% 62	26.0% 95	36.7% 134 ABG	20.1% 365
Q63: 65-74 (F)	4.7% 10	15.6% 33 A	17.0% 36	22.2% 47	40.6% 86 AG	11.7% 212
Q63: 75+ (G)	3.9% 4	15.7% 16 A	23.5% 24 ACD	32.4% 33	24.5% 25 ABCDEF	5.6% 102
Total Respondents	63	238	281	494	739	1,815

Fairfield Hills Master Plan Community Survey

Q45 Small food service (coffee shop, ice cream, bakery, etc.)

Answered: 1,817 Skipped: 8

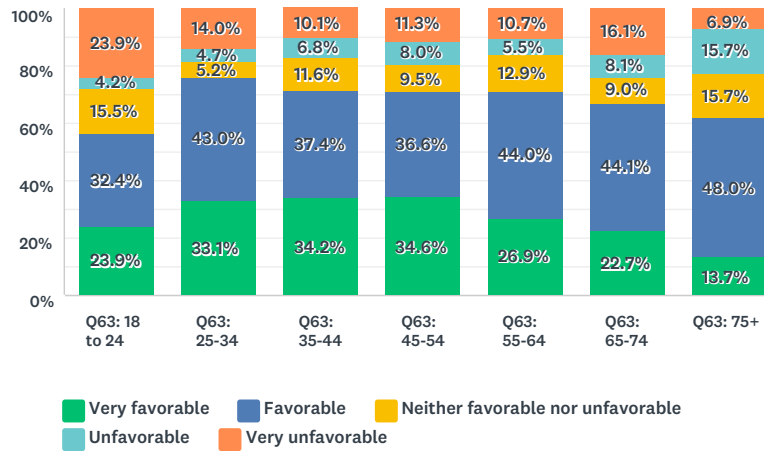


	VERY FAVORABLE	FAVORABLE	NEITHER FAVORABLE NOR UNFAVORABLE	UNFAVORABLE	VERY UNFAVORABLE	TOTAL
Q63: 18 to 24 (A)	29.6% 21	40.8% 29	11.3% 8	7.0% 5	11.3% 8	3.9% 71
Q63: 25-34 (B)	39.5% 68	44.8% 77	3.5% 6	3.5% 6	8.7% 15	9.5% 172
Q63: 35-44 (C)	40.2% 160	42.5% 169	7.5% 30	4.0% 16	5.8% 23	21.9% 398
Q63: 45-54 (D)	37.6% 187	42.5% 211	6.6% 33	5.8% 29	7.4% 37	27.4% 497
Q63: 55-64 (E)	29.9% 109	49.3% 180	9.0% 33	4.4% 16	7.4% 27	20.1% 365
Q63: 65-74 (F)	27.8% 59	45.8% 97	9.0% 19	7.5% 16	9.9% 21	11.7% 212
Q63: 75+ (G)	18.6% 19	55.9% 57	13.7% 14	7.8% 8	3.9% 4	5.6% 102
Total Respondents	623	820	143	96	135	1,817

Fairfield Hills Master Plan Community Survey

Q46 Restaurants (non-chain)

Answered: 1,815 Skipped: 10

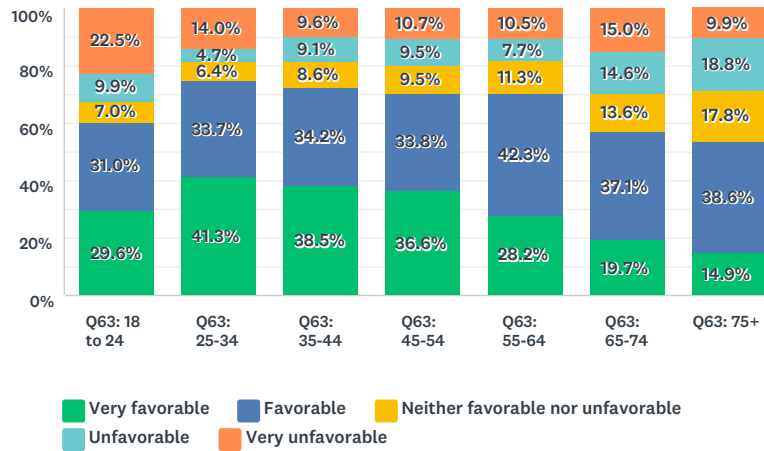


	VERY FAVORABLE	FAVORABLE	NEITHER FAVORABLE NOR UNFAVORABLE	UNFAVORABLE	VERY UNFAVORABLE	TOTAL
Q63: 18 to 24 (A)	23.9% 17	32.4% 23 G	15.5% 11 B	4.2% 3 G	23.9% 17 CDEG	3.9% 71
Q63: 25-34 (B)	33.1% 57 FG	43.0% 74	5.2% 9 ACEG	4.7% 8 G	14.0% 24	9.5% 172
Q63: 35-44 (C)	34.2% 136 EFG	37.4% 149	11.6% 46 B	6.8% 27 G	10.1% 40 AF	21.9% 398
Q63: 45-54 (D)	34.6% 172 EFG	36.6% 182 EG	9.5% 47	8.0% 40 G	11.3% 56 A	27.4% 497
Q63: 55-64 (E)	26.9% 98 CDG	44.0% 160 D	12.9% 47 B	5.5% 20 G	10.7% 39 A	20.1% 364
Q63: 65-74 (F)	22.7% 48 BCD	44.1% 93	9.0% 19	8.1% 17 G	16.1% 34 CG	11.6% 211
Q63: 75+ (G)	13.7% 14 BCDE	48.0% 49 AD	15.7% 16 B	15.7% 16 ABCDEF	6.9% 7 AF	5.6% 102
Total Respondents	542	730	195	131	217	1,815

Fairfield Hills Master Plan Community Survey

Q47 Pub, tavern

Answered: 1,811 Skipped: 14

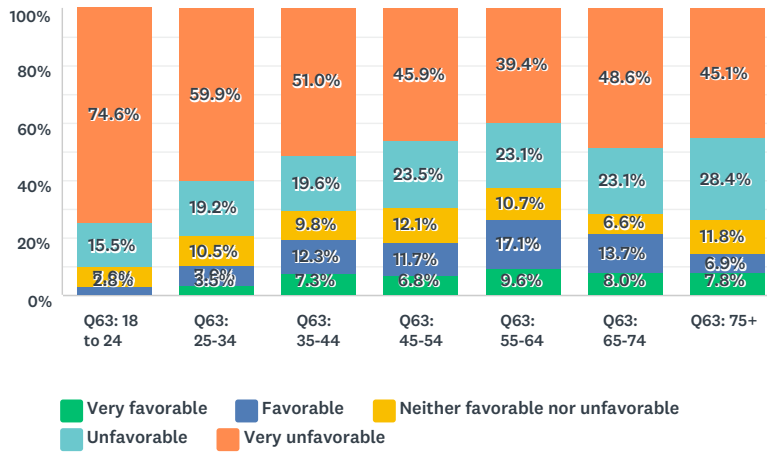


	VERY FAVORABLE	FAVORABLE	NEITHER FAVORABLE NOR UNFAVORABLE	UNFAVORABLE	VERY UNFAVORABLE	TOTAL
Q63: 18 to 24 (A)	29.6% 21 G	31.0% 22	7.0% 5 G	9.9% 7	22.5% 16 CDEG	3.9% 71
Q63: 25-34 (B)	41.3% 71 EFG	33.7% 58	6.4% 11 FG	4.7% 8 DFG	14.0% 24	9.5% 172
Q63: 35-44 (C)	38.5% 152 EFG	34.2% 135 E	8.6% 34 G	9.1% 36 FG	9.6% 38 AF	21.8% 395
Q63: 45-54 (D)	36.6% 182 EFG	33.8% 168 E	9.5% 47 G	9.5% 47 BFG	10.7% 53 A	27.4% 497
Q63: 55-64 (E)	28.2% 102 BCDFG	42.3% 153 CD	11.3% 41	7.7% 28 FG	10.5% 38 A	20.0% 362
Q63: 65-74 (F)	19.7% 42 BCDE	37.1% 79	13.6% 29 B	14.6% 31 BCDE	15.0% 32 C	11.8% 213
Q63: 75+ (G)	14.9% 15 ABCDE	38.6% 39	17.8% 18 ABCD	18.8% 19 BCDE	9.9% 10 A	5.6% 101
Total Respondents	585	654	185	176	211	1,811

Fairfield Hills Master Plan Community Survey

Q48 Larger corporate offices/headquarters of 300 or more employees

Answered: 1,815 Skipped: 10

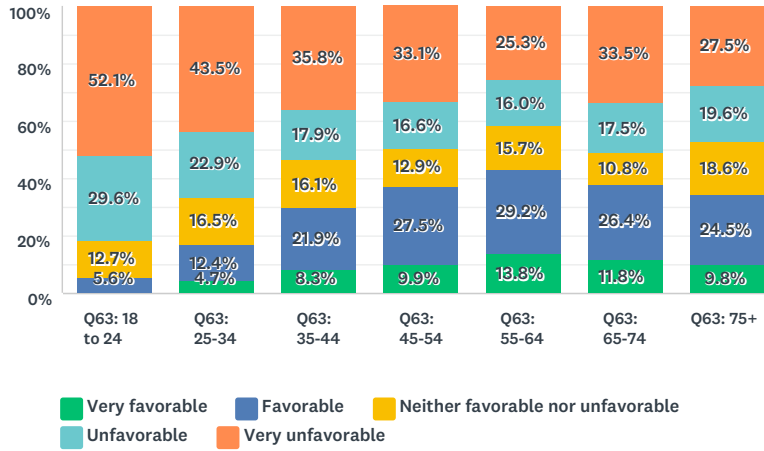


	VERY FAVORABLE	FAVORABLE	NEITHER FAVORABLE NOR UNFAVORABLE	UNFAVORABLE	VERY UNFAVORABLE	TOTAL
Q63: 18 to 24 (A)	0.0%	2.8%	7.0%	15.5%	74.6%	3.9%
	0	2	5	11	53	71
	CDEFG	CDEF		G	BCDEFG	
Q63: 25-34 (B)	3.5%	7.0%	10.5%	19.2%	59.9%	9.5%
	6	12	18	33	103	172
	E	EF			ADEFG	
Q63: 35-44 (C)	7.3%	12.3%	9.8%	19.6%	51.0%	21.9%
	29	49	39	78	203	398
	A	A			AE	
Q63: 45-54 (D)	6.8%	11.7%	12.1%	23.5%	45.9%	27.4%
	34	58	60	117	228	497
	A	AE	F		AB	
Q63: 55-64 (E)	9.6%	17.1%	10.7%	23.1%	39.4%	20.0%
	35	62	39	84	143	363
	AB	ABDG			ABCF	
Q63: 65-74 (F)	8.0%	13.7%	6.6%	23.1%	48.6%	11.7%
	17	29	14	49	103	212
	A	AB	D		ABE	
Q63: 75+ (G)	7.8%	6.9%	11.8%	28.4%	45.1%	5.6%
	8	7	12	29	46	102
	A	E		A	AB	
Total Respondents	129	219	187	401	879	1,815

Fairfield Hills Master Plan Community Survey

Q49 Smaller corporate/business offices of fewer than 300 people

Answered: 1,810 Skipped: 15

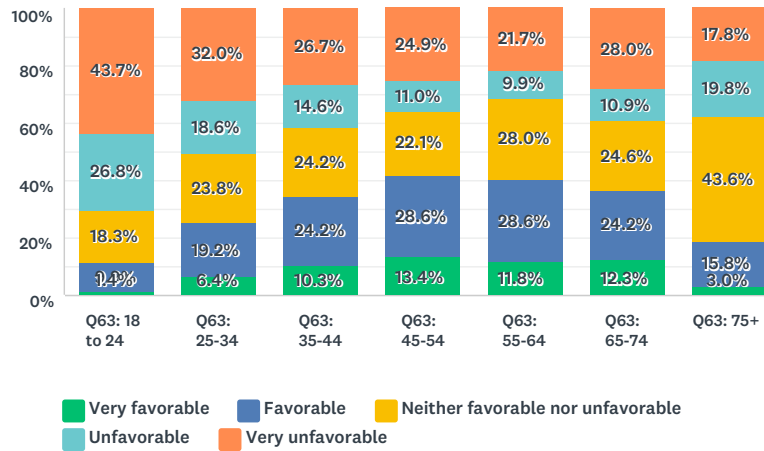


	VERY FAVORABLE	FAVORABLE	NEITHER FAVORABLE NOR UNFAVORABLE	UNFAVORABLE	VERY UNFAVORABLE	TOTAL
Q63: 18 to 24 (A)	0.0% 0	5.6% 4	12.7% 9	29.6% 21	52.1% 37	3.9% 71
	CDEFG	CDEFG		CDEF	CDEFG	
Q63: 25-34 (B)	4.7% 8	12.4% 21	16.5% 28	22.9% 39	43.5% 74	9.4% 170
	DEF	CDEFG			DEFG	
Q63: 35-44 (C)	8.3% 33	21.9% 87	16.1% 64	17.9% 71	35.8% 142	21.9% 397
	AE	ABE		A	AE	
Q63: 45-54 (D)	9.9% 49	27.5% 136	12.9% 64	16.6% 82	33.1% 164	27.3% 495
	AB	AB		A	ABE	
Q63: 55-64 (E)	13.8% 50	29.2% 106	15.7% 57	16.0% 58	25.3% 92	20.1% 363
	ABC	ABC		A	ABCDF	
Q63: 65-74 (F)	11.8% 25	26.4% 56	10.8% 23	17.5% 37	33.5% 71	11.7% 212
	AB	AB		A	ABE	
Q63: 75+ (G)	9.8% 10	24.5% 25	18.6% 19	19.6% 20	27.5% 28	5.6% 102
	A	AB			AB	
Total Respondents	175	435	264	328	608	1,810

Fairfield Hills Master Plan Community Survey

Q50 Business co-op, innovation center

Answered: 1,809 Skipped: 16

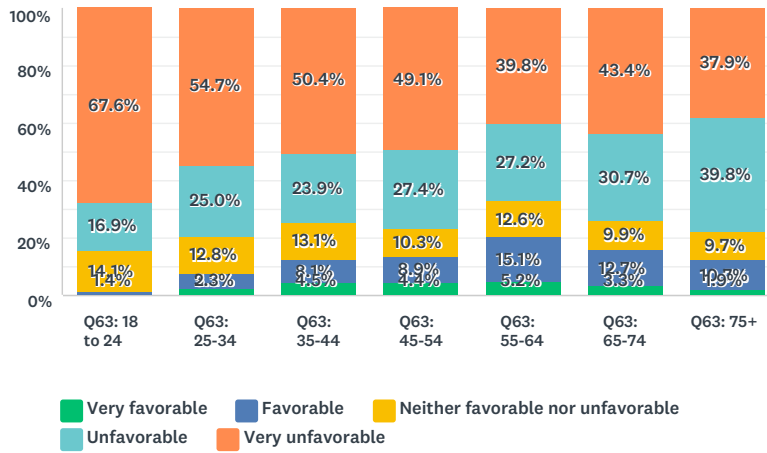


	VERY FAVORABLE	FAVORABLE	NEITHER FAVORABLE NOR UNFAVORABLE	UNFAVORABLE	VERY UNFAVORABLE	TOTAL
Q63: 18 to 24 (A)	1.4%	9.9%	18.3%	26.8%	43.7%	3.9%
	1	7	13	19	31	71
	CDEF	CDEF	G	CDEF	CDEFG	
Q63: 25-34 (B)	6.4%	19.2%	23.8%	18.6%	32.0%	9.5%
	11	33	41	32	55	172
	D	DE	G	DEF	EG	
Q63: 35-44 (C)	10.3%	24.2%	24.2%	14.6%	26.7%	21.9%
	41	96	96	58	106	397
	AG	A	G	AE	A	
Q63: 45-54 (D)	13.4%	28.6%	22.1%	11.0%	24.9%	27.3%
	66	141	109	54	123	493
	ABG	ABG	EG	ABG	A	
Q63: 55-64 (E)	11.8%	28.6%	28.0%	9.9%	21.7%	20.1%
	43	104	102	36	79	364
	AG	ABG	DG	ABCG	AB	
Q63: 65-74 (F)	12.3%	24.2%	24.6%	10.9%	28.0%	11.7%
	26	51	52	23	59	211
	AG	A	G	ABG	A	
Q63: 75+ (G)	3.0%	15.8%	43.6%	19.8%	17.8%	5.6%
	3	16	44	20	18	101
	CDEF	DE	ABCDEF	DEF	AB	
Total Respondents	191	448	457	242	471	1,809

Fairfield Hills Master Plan Community Survey

Q51 Light industrial operations (i.e., safe, clean manufacturing, warehousing, etc.)

Answered: 1,816 Skipped: 9

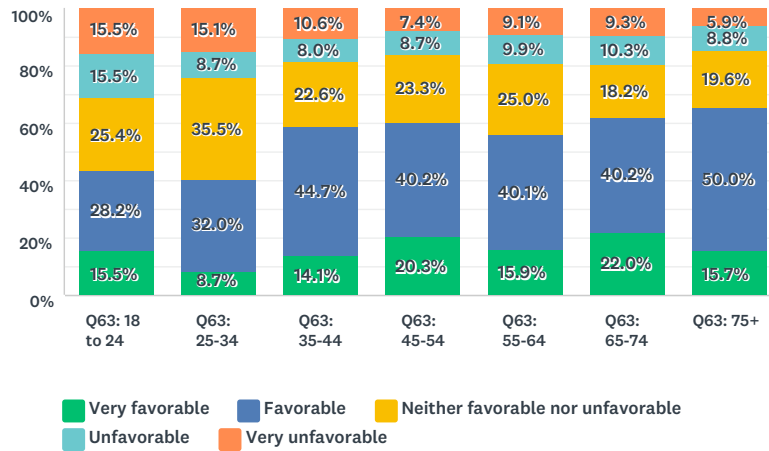


	VERY FAVORABLE	FAVORABLE	NEITHER FAVORABLE NOR UNFAVORABLE	UNFAVORABLE	VERY UNFAVORABLE	TOTAL
Q63: 18 to 24 (A)	0.0% 0 E	1.4% 1 CDEFG	14.1% 10	16.9% 12 FG	67.6% 48 CDEFG	3.9% 71
Q63: 25-34 (B)	2.3% 4	5.2% 9 EF	12.8% 22	25.0% 43 G	54.7% 94 EFG	9.5% 172
Q63: 35-44 (C)	4.5% 18	8.1% 32 AE	13.1% 52	23.9% 95 G	50.4% 200 AEG	21.9% 397
Q63: 45-54 (D)	4.4% 22	8.9% 44 AE	10.3% 51	27.4% 136 G	49.1% 244 AEG	27.4% 497
Q63: 55-64 (E)	5.2% 19 A	15.1% 55 ABCD	12.6% 46	27.2% 99 G	39.8% 145 ABCD	20.0% 364
Q63: 65-74 (F)	3.3% 7	12.7% 27 AB	9.9% 21	30.7% 65 A	43.4% 92 AB	11.7% 212
Q63: 75+ (G)	1.9% 2	10.7% 11 A	9.7% 10	39.8% 41 ABCDE	37.9% 39 ABCD	5.7% 103
Total Respondents	72	179	212	491	862	1,816

Fairfield Hills Master Plan Community Survey

Q52 Theater for performing arts

Answered: 1,818 Skipped: 7

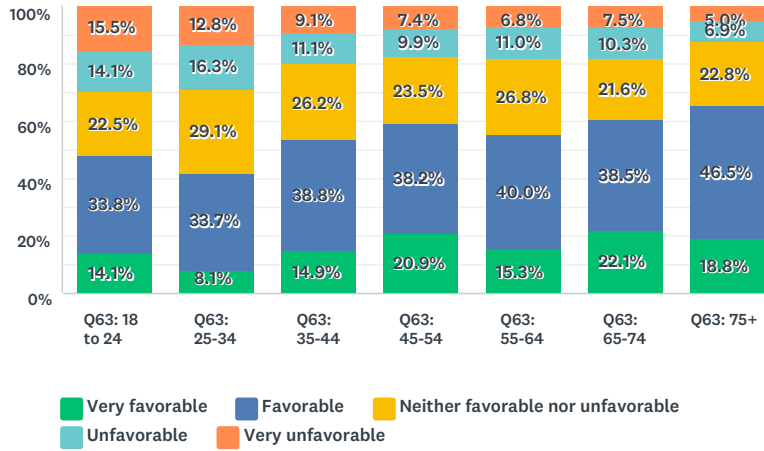


	VERY FAVORABLE	FAVORABLE	NEITHER FAVORABLE NOR UNFAVORABLE	UNFAVORABLE	VERY UNFAVORABLE	TOTAL
Q63: 18 to 24 (A)	15.5% 11	28.2% 20 CG	25.4% 18	15.5% 11 C	15.5% 11 DG	3.9% 71
Q63: 25-34 (B)	8.7% 15 DEF	32.0% 55 CG	35.5% 61 CDEFG	8.7% 15	15.1% 26 DEG	9.5% 172
Q63: 35-44 (C)	14.1% 56 DF	44.7% 178 AB	22.6% 90 B	8.0% 32 A	10.6% 42	21.9% 398
Q63: 45-54 (D)	20.3% 101 BC	40.2% 200	23.3% 116 B	8.7% 43	7.4% 37 AB	27.3% 497
Q63: 55-64 (E)	15.9% 58 B	40.1% 146	25.0% 91 B	9.9% 36	9.1% 33 B	20.0% 364
Q63: 65-74 (F)	22.0% 47 BC	40.2% 86	18.2% 39 B	10.3% 22	9.3% 20	11.8% 214
Q63: 75+ (G)	15.7% 16	50.0% 51 AB	19.6% 20 B	8.8% 9	5.9% 6 AB	5.6% 102
Total Respondents	304	736	435	168	175	1,818

Fairfield Hills Master Plan Community Survey

Q53 Art gallery or museum

Answered: 1,816 Skipped: 9

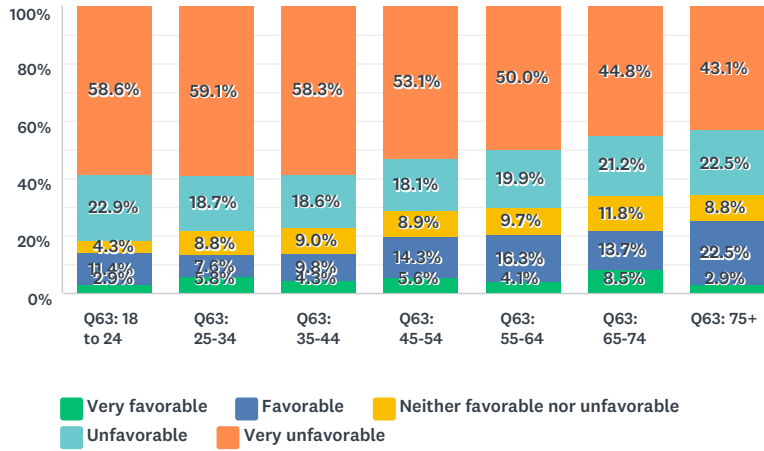


	VERY FAVORABLE	FAVORABLE	NEITHER FAVORABLE NOR UNFAVORABLE	UNFAVORABLE	VERY UNFAVORABLE	TOTAL
Q63: 18 to 24 (A)	14.1% 10	33.8% 24	22.5% 16	14.1% 10	15.5% 11	3.9% 71
Q63: 25-34 (B)	8.1% 14 CDEFG	33.7% 58 G	29.1% 50	16.3% 28 DG	12.8% 22 DEG	9.5% 172
Q63: 35-44 (C)	14.9% 59 BDF	38.8% 154	26.2% 104	11.1% 44	9.1% 36	21.9% 397
Q63: 45-54 (D)	20.9% 104 BCE	38.2% 190	23.5% 117	9.9% 49 B	7.4% 37 AB	27.4% 497
Q63: 55-64 (E)	15.3% 56 BDF	40.0% 146	26.8% 98	11.0% 40	6.8% 25 AB	20.1% 365
Q63: 65-74 (F)	22.1% 47 BCE	38.5% 82	21.6% 46	10.3% 22	7.5% 16 A	11.7% 213
Q63: 75+ (G)	18.8% 19 B	46.5% 47 B	22.8% 23	6.9% 7 B	5.0% 5 AB	5.6% 101
Total Respondents	309	701	454	200	152	1,816

Fairfield Hills Master Plan Community Survey

Q54 Residential development in the form of condominium complexes

Answered: 1,812 Skipped: 13

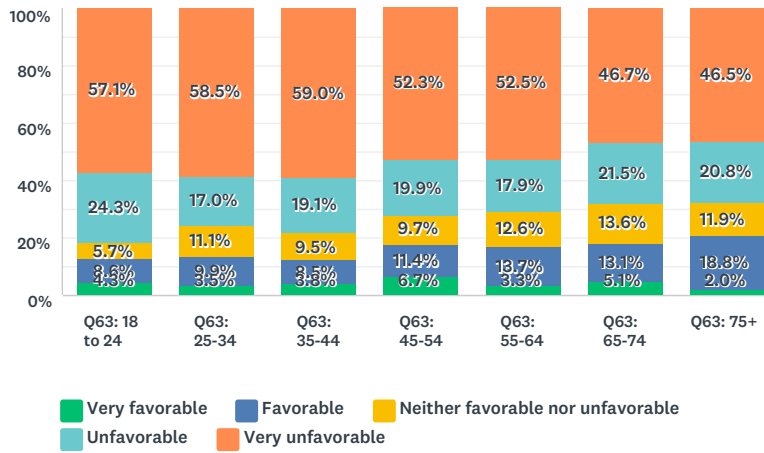


	VERY FAVORABLE	FAVORABLE	NEITHER FAVORABLE NOR UNFAVORABLE	UNFAVORABLE	VERY UNFAVORABLE	TOTAL
Q63: 18 to 24 (A)	2.9% 2	11.4% 8	4.3% 3	22.9% 16	58.6% 41 FG	3.9% 70
Q63: 25-34 (B)	5.8% 10	7.6% 13 DEG	8.8% 15	18.7% 32	59.1% 101 FG	9.4% 171
Q63: 35-44 (C)	4.3% 17 F	9.8% 39 DEG	9.0% 36	18.6% 74	58.3% 232 EFG	22.0% 398
Q63: 45-54 (D)	5.6% 28	14.3% 71 BCG	8.9% 44	18.1% 90	53.1% 264 F	27.4% 497
Q63: 55-64 (E)	4.1% 15 F	16.3% 59 BC	9.7% 35	19.9% 72	50.0% 181 C	20.0% 362
Q63: 65-74 (F)	8.5% 18 CE	13.7% 29 G	11.8% 25	21.2% 45	44.8% 95 ABCD	11.7% 212
Q63: 75+ (G)	2.9% 3	22.5% 23 BCDF	8.8% 9	22.5% 23	43.1% 44 ABC	5.6% 102
Total Respondents	93	242	167	352	958	1,812

Fairfield Hills Master Plan Community Survey

Q55 Residential development in the form of one or more stand-alone apartment buildings

Answered: 1,811 Skipped: 14

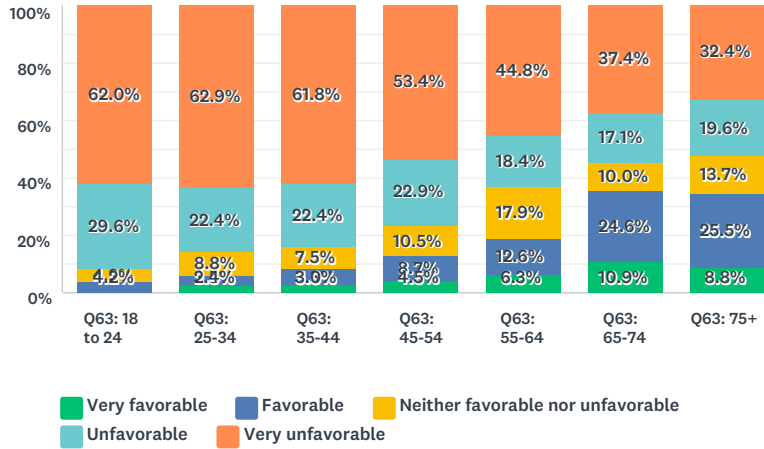


	VERY FAVORABLE	FAVORABLE	NEITHER FAVORABLE NOR UNFAVORABLE	UNFAVORABLE	VERY UNFAVORABLE	TOTAL
Q63: 18 to 24 (A)	4.3% 3	8.6% 6	5.7% 4	24.3% 17	57.1% 40	3.9% 70
Q63: 25-34 (B)	3.5% 6	9.9% 17 G	11.1% 19	17.0% 29	58.5% 100 F	9.4% 171
Q63: 35-44 (C)	3.8% 15	8.5% 34 EG	9.5% 38	19.1% 76	59.0% 235 DFG	22.0% 398
Q63: 45-54 (D)	6.7% 33 E	11.4% 56 G	9.7% 48	19.9% 98	52.3% 258 C	27.2% 493
Q63: 55-64 (E)	3.3% 12 D	13.7% 50 C	12.6% 46	17.9% 65	52.5% 191	20.1% 364
Q63: 65-74 (F)	5.1% 11	13.1% 28	13.6% 29	21.5% 46	46.7% 100 BC	11.8% 214
Q63: 75+ (G)	2.0% 2	18.8% 19 BCD	11.9% 12	20.8% 21	46.5% 47 C	5.6% 101
Total Respondents	82	210	196	352	971	1,811

Fairfield Hills Master Plan Community Survey

Q56 Residential development in the form of age-restricted stand-alone apartment housing or condominiums

Answered: 1,810 Skipped: 15

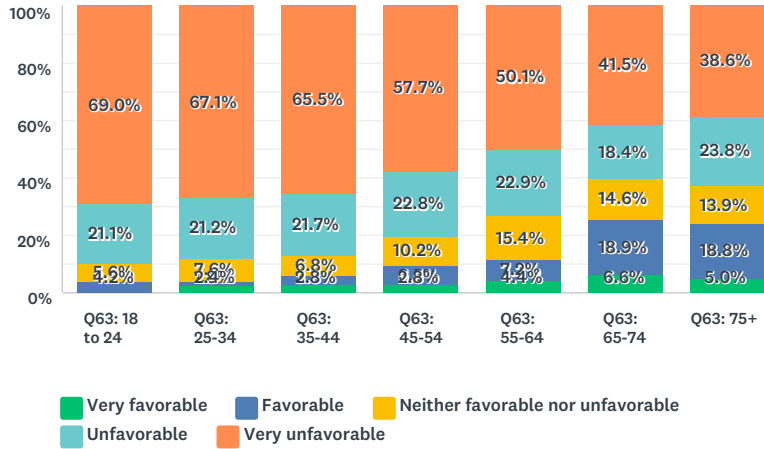


	VERY FAVORABLE	FAVORABLE	NEITHER FAVORABLE NOR UNFAVORABLE	UNFAVORABLE	VERY UNFAVORABLE	TOTAL	
Q63: 18 to 24 (A)	0.0% 0 EFG	4.2% 3 EFG		4.2% 3 EG	29.6% 21 EF	62.0% 44 EFG	3.9% 71
Q63: 25-34 (B)	2.4% 4 FG	3.5% 6 DEFG		8.8% 15 E	22.4% 38	62.9% 107 DEFG	9.4% 170
Q63: 35-44 (C)	3.0% 12 EFG	5.3% 21 DEFG		7.5% 30 EG	22.4% 89	61.8% 246 DEFG	22.0% 398
Q63: 45-54 (D)	4.5% 22 F	8.7% 43 BCFG		10.5% 52 E	22.9% 113	53.4% 264 BCEFG	27.3% 494
Q63: 55-64 (E)	6.3% 23 AC	12.6% 46 ABCFG		17.9% 65 ABCDF	18.4% 67 A	44.8% 163 ABCDG	20.1% 364
Q63: 65-74 (F)	10.9% 23 ABCD	24.6% 52 ABCDE		10.0% 21 E	17.1% 36 A	37.4% 79 ABCD	11.7% 211
Q63: 75+ (G)	8.8% 9 ABC	25.5% 26 ABCDE		13.7% 14 AC	19.6% 20	32.4% 33 ABCDE	5.6% 102
Total Respondents	93	197	200		384	936	1,810

Fairfield Hills Master Plan Community Survey

Q57 Residential development in the form of age- and income-restricted stand-alone apartment housing or condominiums

Answered: 1,806 Skipped: 19

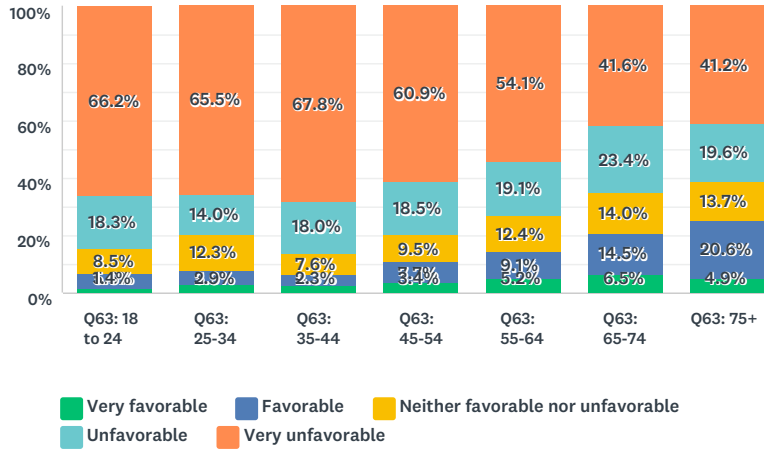


	VERY FAVORABLE	FAVORABLE	NEITHER FAVORABLE NOR UNFAVORABLE	UNFAVORABLE	VERY UNFAVORABLE	TOTAL
Q63: 18 to 24 (A)	0.0% 0 F	4.2% 3 FG	5.6% 4 EF	21.1% 15	69.0% 49 EFG	3.9% 71
Q63: 25-34 (B)	2.4% 4	1.8% 3 DEFG	7.6% 13 EF	21.2% 36	67.1% 114 DEFG	9.4% 170
Q63: 35-44 (C)	2.8% 11 F	3.3% 13 DEFG	6.8% 27 EFG	21.7% 86	65.5% 260 DEFG	22.0% 397
Q63: 45-54 (D)	2.8% 14 F	6.5% 32 BCFG	10.2% 50 E	22.8% 112	57.7% 284 BCEFG	27.2% 492
Q63: 55-64 (E)	4.4% 16	7.2% 26 BCFG	15.4% 56 ABCD	22.9% 83	50.1% 182 ABCDFG	20.1% 363
Q63: 65-74 (F)	6.6% 14 ACD	18.9% 40 ABCDE	14.6% 31 ABC	18.4% 39	41.5% 88 ABCDE	11.7% 212
Q63: 75+ (G)	5.0% 5	18.8% 19 ABCDE	13.9% 14 C	23.8% 24	38.6% 39 ABCDE	5.6% 101
Total Respondents	64	136	195	395	1,016	1,806

Fairfield Hills Master Plan Community Survey

Q58 Residential development in the form of income restricted stand-alone apartment housing or condominiums (i.e., also known as “affordable” or “diversified” housing where a qualifying annual household income would be between approximately \$60,000-\$80,000).

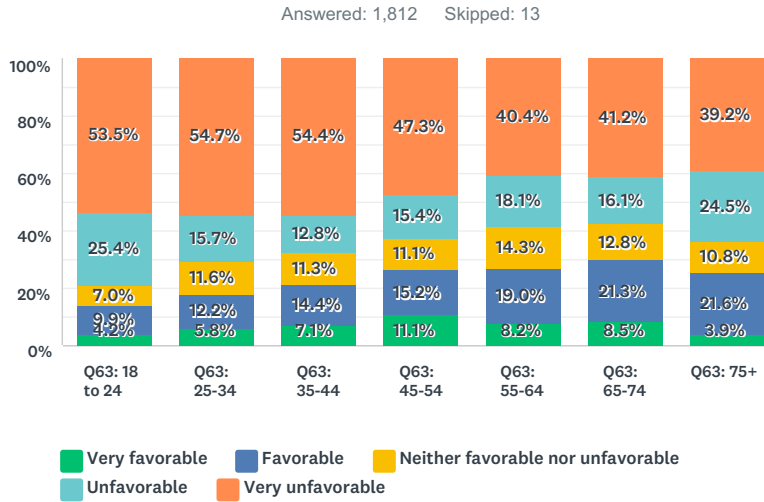
Answered: 1,811 Skipped: 14



	VERY FAVORABLE	FAVORABLE	NEITHER FAVORABLE NOR UNFAVORABLE	UNFAVORABLE	VERY UNFAVORABLE	TOTAL
Q63: 18 to 24 (A)	1.4% 1	5.6% 4 FG	8.5% 6	18.3% 13	66.2% 47 FG	3.9% 71
Q63: 25-34 (B)	2.9% 5	5.3% 9 FG	12.3% 21	14.0% 24 F	65.5% 112 EFG	9.4% 171
Q63: 35-44 (C)	2.3% 9 EF	4.3% 17 DEFG	7.6% 30 EF	18.0% 71	67.8% 268 DEFG	21.8% 395
Q63: 45-54 (D)	3.4% 17	7.7% 38 CFG	9.5% 47	18.5% 92	60.9% 302 CEFG	27.4% 496
Q63: 55-64 (E)	5.2% 19 C	9.1% 33 CFG	12.4% 45 C	19.1% 69	54.1% 196 BCDFG	20.0% 362
Q63: 65-74 (F)	6.5% 14 C	14.5% 31 ABCDE	14.0% 30 C	23.4% 50 B	41.6% 89 ABCDE	11.8% 214
Q63: 75+ (G)	4.9% 5	20.6% 21 ABCDE	13.7% 14	19.6% 20	41.2% 42 ABCDE	5.6% 102
Total Respondents	70	153	193	339	1,056	1,811

Fairfield Hills Master Plan Community Survey

Q59 Mixed-use residential buildings (rental apartments over offices/retail, typically no more than 2 bedrooms)

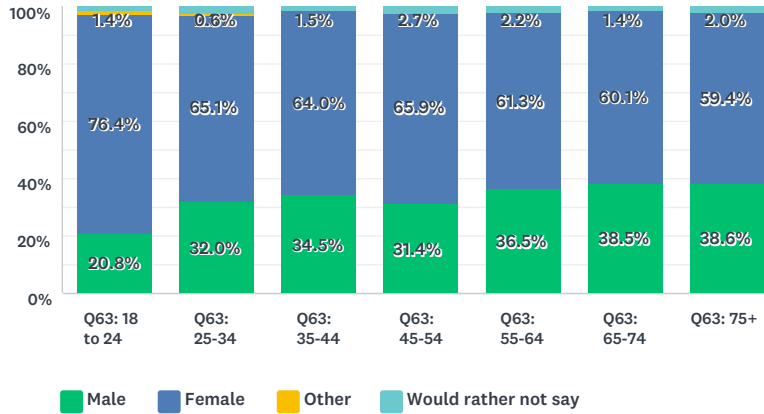


	VERY FAVORABLE	FAVORABLE	NEITHER FAVORABLE NOR UNFAVORABLE	UNFAVORABLE	VERY UNFAVORABLE	TOTAL
Q63: 18 to 24 (A)	4.2% 3	9.9% 7 FG	7.0% 5	25.4% 18 CD	53.5% 38 E	3.9% 71
Q63: 25-34 (B)	5.8% 10 D	12.2% 21 FG	11.6% 20	15.7% 27	54.7% 94 EFG	9.5% 172
Q63: 35-44 (C)	7.1% 28 D	14.4% 57 F	11.3% 45	12.8% 51 AEG	54.4% 216 DEFG	21.9% 397
Q63: 45-54 (D)	11.1% 55 BCG	15.2% 75 F	11.1% 55	15.4% 76 AG	47.3% 234 CE	27.3% 495
Q63: 55-64 (E)	8.2% 30	19.0% 69	14.3% 52	18.1% 66 C	40.4% 147 ABCD	20.1% 364
Q63: 65-74 (F)	8.5% 18	21.3% 45 ABCD	12.8% 27	16.1% 34	41.2% 87 BC	11.6% 211
Q63: 75+ (G)	3.9% 4 D	21.6% 22 AB	10.8% 11	24.5% 25 CD	39.2% 40 BC	5.6% 102
Total Respondents	148	296	215	297	856	1,812

Fairfield Hills Master Plan Community Survey

Q60 Do you identify as ...?

Answered: 1,801 Skipped: 24

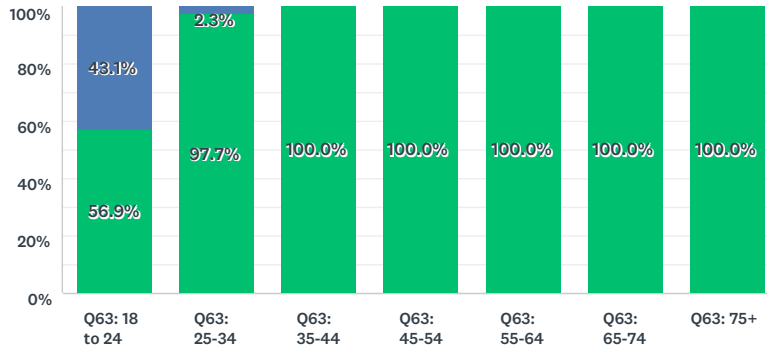


	MALE	FEMALE	OTHER	WOULD RATHER NOT SAY	TOTAL
Q63: 18 to 24 (A)	20.8% 15 CEFG	76.4% 55 CEFG	1.4% 1 CDE	0.0% 0 A	4.0% 72
Q63: 25-34 (B)	32.0% 55	65.1% 112	0.6% 1	2.3% 4	9.6% 172
Q63: 35-44 (C)	34.5% 136 A	64.0% 252 A	0.0% 0 A	1.5% 6	21.9% 394
Q63: 45-54 (D)	31.4% 153	65.9% 321	0.0% 0 A	2.7% 13	27.0% 487
Q63: 55-64 (E)	36.5% 132 A	61.3% 222 A	0.0% 0 A	2.2% 8	20.1% 362
Q63: 65-74 (F)	38.5% 82 A	60.1% 128 A	0.0% 0	1.4% 3	11.8% 213
Q63: 75+ (G)	38.6% 39 A	59.4% 60 A	0.0% 0	2.0% 2	5.6% 101
Total Respondents	612	1,150	2	37	1,801

Fairfield Hills Master Plan Community Survey

Q61 Do you live in Newtown?

Answered: 1,825 Skipped: 0



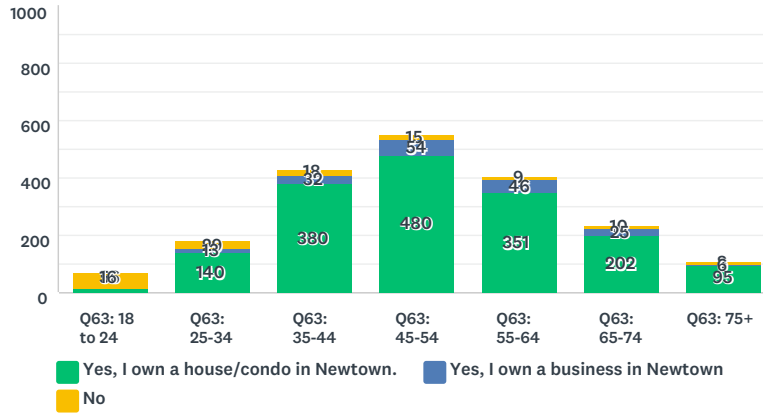
■ Yes, currently live in Newtown
 ■ Yes, but currently away at school
 ■ No, but have lived in Newtown in the past
 ■ Currently work in Newtown, but don't live here
 ■ Do not live or work in Newtown

	YES, CURRENTLY LIVE IN NEWTOWN	YES, BUT CURRENTLY AWAY AT SCHOOL	NO, BUT HAVE LIVED IN NEWTOWN IN THE PAST	CURRENTLY WORK IN NEWTOWN, BUT DON'T LIVE HERE	DO NOT LIVE OR WORK IN NEWTOWN	TOTAL
Q63: 18 to 24 (A)	56.9% 41 BCDEFG	43.1% 31 BCDEFG	0.0% 0	0.0% 0	0.0% 0	3.9% 72
Q63: 25-34 (B)	97.7% 168 ACDEF	2.3% 4 ACDEF	0.0% 0	0.0% 0	0.0% 0	9.4% 172
Q63: 35-44 (C)	100.0% 399 AB	0.0% 0 AB	0.0% 0	0.0% 0	0.0% 0	21.9% 399
Q63: 45-54 (D)	100.0% 498 AB	0.0% 0 AB	0.0% 0	0.0% 0	0.0% 0	27.3% 498
Q63: 55-64 (E)	100.0% 367 AB	0.0% 0 AB	0.0% 0	0.0% 0	0.0% 0	20.1% 367
Q63: 65-74 (F)	100.0% 214 AB	0.0% 0 AB	0.0% 0	0.0% 0	0.0% 0	11.7% 214
Q63: 75+ (G)	100.0% 103 A	0.0% 0 A	0.0% 0	0.0% 0	0.0% 0	5.6% 103
Total Respondents	1,790	35	0	0	0	1,825

Fairfield Hills Master Plan Community Survey

Q62 Do you currently own a home or a business in Newtown? (CHECK ALL THAT APPLY)

Answered: 1,821 Skipped: 4

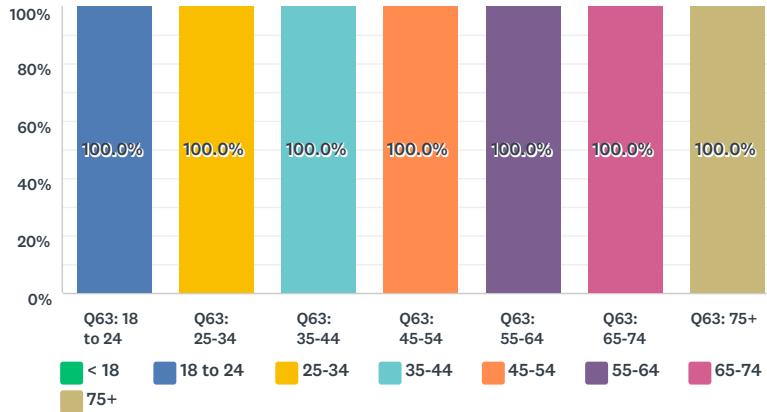


	YES, I OWN A HOUSE/CONDO IN NEWTOWN.	YES, I OWN A BUSINESS IN NEWTOWN	NO	TOTAL
Q63: 18 to 24 (A)	22.2% 16 BCDEFG	0.0% 0 BCDEFG	77.8% 56 BCDEFG	4.0% 72
Q63: 25-34 (B)	81.4% 140 ACDEFG	7.6% 13 A	16.9% 29 ACDEFG	10.0% 182
Q63: 35-44 (C)	95.2% 380 AB	8.0% 32 A	4.5% 18 AB	23.6% 430
Q63: 45-54 (D)	96.6% 480 AB	10.9% 54 A	3.0% 15 ABG	30.1% 549
Q63: 55-64 (E)	96.2% 351 AB	12.6% 46 A	2.5% 9 ABG	22.3% 406
Q63: 65-74 (F)	94.8% 202 AB	11.7% 25 A	4.7% 10 AB	13.0% 237
Q63: 75+ (G)	92.2% 95 AB	5.8% 6 A	7.8% 8 ABDE	6.0% 109
Total Respondents	1,664	176	145	1,821

Fairfield Hills Master Plan Community Survey

Q63 Select your age range

Answered: 1,825 Skipped: 0



	< 18	18 TO 24	25-34	35-44	45-54	55-64	65-74	75+	TOTAL
Q63: 18 to 24 (A)	0.0% 0	100.0% 72 BCDEFG	0.0% 0 B	0.0% 0 C	0.0% 0 D	0.0% 0 E	0.0% 0 F	0.0% 0 G	3.9% 72
Q63: 25-34 (B)	0.0% 0	0.0% 0 A	100.0% 172 ACDEFG	0.0% 0 C	0.0% 0 D	0.0% 0 E	0.0% 0 F	0.0% 0 G	9.4% 172
Q63: 35-44 (C)	0.0% 0	0.0% 0 A	0.0% 0 B	100.0% 399 ABDEFG	0.0% 0 D	0.0% 0 E	0.0% 0 F	0.0% 0 G	21.9% 399
Q63: 45-54 (D)	0.0% 0	0.0% 0 A	0.0% 0 B	0.0% 0 C	100.0% 498 ABCEFG	0.0% 0 E	0.0% 0 F	0.0% 0 G	27.3% 498
Q63: 55-64 (E)	0.0% 0	0.0% 0 A	0.0% 0 B	0.0% 0 C	0.0% 0 D	100.0% 367 ABCDFG	0.0% 0 F	0.0% 0 G	20.1% 367
Q63: 65-74 (F)	0.0% 0	0.0% 0 A	0.0% 0 B	0.0% 0 C	0.0% 0 D	0.0% 0 E	100.0% 214 ABCDEG	0.0% 0 G	11.7% 214
Q63: 75+ (G)	0.0% 0	0.0% 0 A	0.0% 0 B	0.0% 0 C	0.0% 0 D	0.0% 0 E	0.0% 0 F	100.0% 103 ABCDEF	5.6% 103
Total Respondents	0	72	172	399	498	367	214	103	1,825

Fairfield Hills Master Plan Community Survey

Q64 Please enter the number of children, if any, who reside in your household?

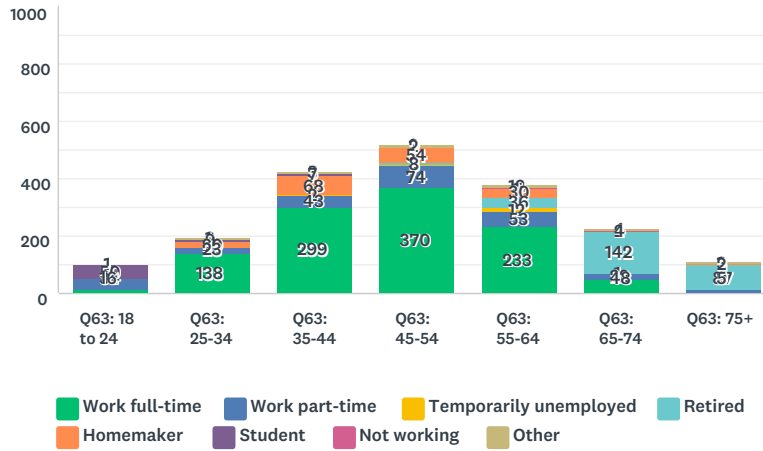
Answered: 1,030 Skipped: 795

	<5 YEARS OLD	AGES 5-9	AGES 10-12	AGES 13-17	TOTAL
Q63: 18 to 24	11.5% 3	23.1% 6	30.8% 8	92.3% 24	4.0% 41
Q63: 25-34	90.3% 102	37.2% 42	17.7% 20	20.4% 23	18.2% 187
Q63: 35-44	55.1% 199	60.9% 220	39.9% 144	22.4% 81	62.5% 644
Q63: 45-54	11.7% 44	25.1% 94	40.0% 150	79.5% 298	56.9% 586
Q63: 55-64	48.0% 49	46.1% 47	45.1% 46	88.2% 90	22.5% 232
Q63: 65-74	82.5% 33	77.5% 31	77.5% 31	85.0% 34	12.5% 129
Q63: 75+	76.9% 10	53.8% 7	53.8% 7	76.9% 10	3.3% 34
Total Respondents	440	447	406	560	1,030

Fairfield Hills Master Plan Community Survey

Q65 What is your employment status? (SELECT ALL THAT APPLY)

Answered: 1,816 Skipped: 9

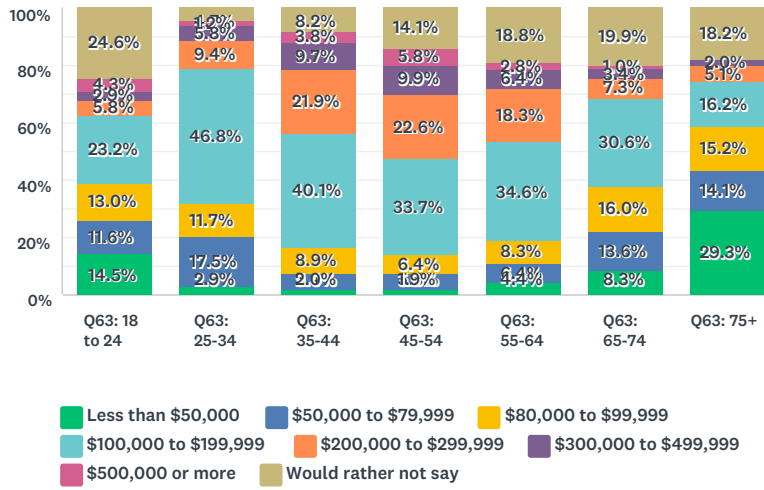


	WORK FULL-TIME	WORK PART-TIME	TEMPORARILY UNEMPLOYED	RETIRED	HOMEMAKER	STUDENT	NOT WORKING	OTHER	TOTAL
Q63: 18 to 24 (A)	22.2% 16 BCDEG	47.2% 34 BCDEFG	0.0% 0	0.0% 0 EFG	0.0% 0 BCDE	69.4% 50 BCDEFG	1.4% 1	1.4% 1	5.6% 102
Q63: 25-34 (B)	80.2% 138 AEFG	13.4% 23 A	0.6% 1 E	0.0% 0 EFG	11.6% 20 AFG	5.2% 9 ACDEFG	0.6% 1	1.2% 2	10.7% 194
Q63: 35-44 (C)	75.5% 299 AEFG	10.9% 43 A	0.5% 2 E	0.0% 0 EFG	17.2% 68 ADEF	1.8% 7 ABDE	0.8% 3	1.3% 5	23.5% 427
Q63: 45-54 (D)	74.9% 370 AEFG	15.0% 74 A	1.6% 8	0.6% 3 EFG	10.9% 54 ACFG	0.4% 2 ABC	0.2% 1 EG	1.8% 9	28.7% 521
Q63: 55-64 (E)	63.7% 233 ABCDG	14.5% 53 A	3.3% 12 BCF	9.8% 36 ABCDG	8.2% 30 ACFG	0.3% 1 ABC	1.4% 5 D	3.3% 12	21.0% 382
Q63: 65-74 (F)	22.4% 48 BCDEG	10.3% 22 A	0.5% 1 E	66.4% 142 ABCDEG	1.9% 4 BCDE	0.0% 0 AB	0.9% 2	1.9% 4	12.3% 223
Q63: 75+ (G)	4.9% 5 ABCDEF	8.8% 9 A	1.0% 1	85.3% 87 ABCDEF	2.0% 2 BCDE	0.0% 0 AB	2.9% 3 D	1.0% 1	5.9% 108
Total Respondents	1,109	258	25	268	178	69	16	34	1,816

Fairfield Hills Master Plan Community Survey

Q66 Into which of the following categories does your household's total annual income fall, before taxes? Again, we promise to keep this, and all your answers, completely confidential. Your name can never be associated with your answers.

Answered: 1,781 Skipped: 44

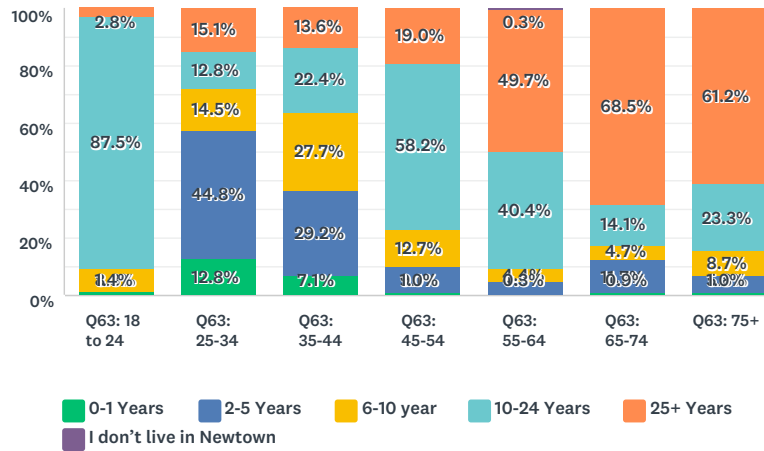


	LESS THAN \$50,000	\$50,000 TO \$79,999	\$80,000 TO \$99,999	\$100,000 TO \$199,999	\$200,000 TO \$299,999	\$300,000 TO \$499,999	\$500,000 OR MORE	WOULD RATHER NOT SAY	TOTAL
Q63: 18 to 24 (A)	14.5% 10 BCDEG	11.6% 8 C	13.0% 9 D	23.2% 16 BC	5.8% 4 CDE	2.9% 2 G	4.3% 3 BCD	24.6% 17 BCD	3.9% 69
Q63: 25-34 (B)	2.9% 5 AFG	17.5% 30 CDE	11.7% 20 D	46.8% 80 ADEFG	9.4% 16 CDE	5.8% 10 D	1.2% 2 ADEFG	4.7% 8 ADEFG	9.6% 171
Q63: 35-44 (C)	2.0% 8 AFG	5.4% 21 ABFG	8.9% 35 F	40.1% 157 AFG	21.9% 86 ABFG	9.7% 38 FG	3.8% 15 FG	8.2% 32 ADEFG	22.0% 392
Q63: 45-54 (D)	1.9% 9 AEFG	5.6% 27 BFG	6.4% 31 ABFG	33.7% 163 BG	22.6% 109 ABFG	9.9% 48 FG	5.8% 28 BEFG	14.1% 68 ABC	27.1% 483
Q63: 55-64 (E)	4.4% 16 ADG	6.4% 23 BFG	8.3% 30 FG	34.6% 125 BG	18.3% 66 ABFG	6.4% 23 D	2.8% 10 BC	18.8% 68 BC	20.3% 361
Q63: 65-74 (F)	8.3% 17 BCDG	13.6% 28 CDE	16.0% 33 CDE	30.6% 63 BCG	7.3% 15 CDE	3.4% 7 CD	1.0% 2 CD	19.9% 41 BC	11.6% 206
Q63: 75+ (G)	29.3% 29 ABCDEF	14.1% 14 CDE	15.2% 15 DE	16.2% 16 BCDEF	5.1% 5 CDE	2.0% 2 CD	0.0% 0 ACD	18.2% 18 BC	5.6% 99
Total Respondents	94	151	173	620	301	130	60	252	1,781

Fairfield Hills Master Plan Community Survey

Q67 How long have you lived in Newtown?

Answered: 1,818 Skipped: 7

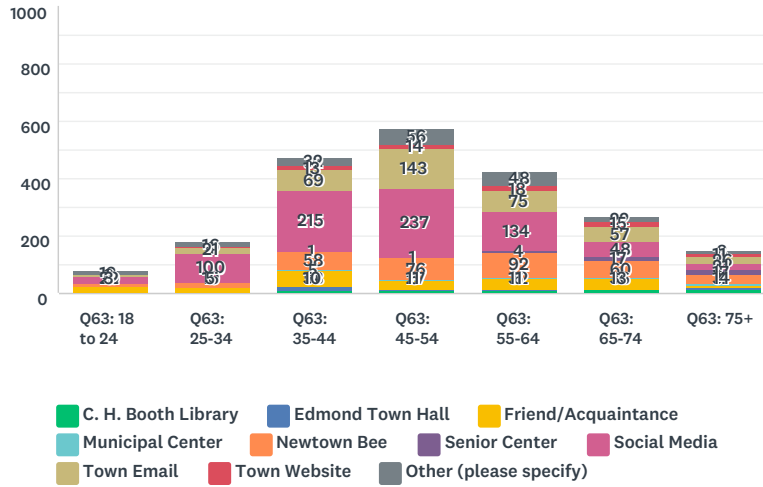


	0-1 YEARS	2-5 YEARS	6-10 YEAR	10-24 YEARS	25+ YEARS	I DON'T LIVE IN NEWTOWN	TOTAL
Q63: 18 to 24 (A)	1.4%	0.0%	8.3%	87.5%	2.8%	0.0%	4.0%
	1	0	6	63	2	0	72
	B	BCDFG	C	BCDEFG	BCDEFG		
Q63: 25-34 (B)	12.8%	44.8%	14.5%	12.8%	15.1%	0.0%	9.5%
	22	77	25	22	26	0	172
	ACDEFG	ACDEFG	CEF	ACDEG	AEFG		
Q63: 35-44 (C)	7.1%	29.2%	27.7%	22.4%	13.6%	0.0%	21.8%
	28	116	110	89	54	0	397
	BDEFG	ABDEFG	ABDEFG	ABDEF	ADEFG		
Q63: 45-54 (D)	1.0%	9.1%	12.7%	58.2%	19.0%	0.0%	27.2%
	5	45	63	288	94	0	495
	BC	ABCE	CEF	ABCEFG	ACEFG		
Q63: 55-64 (E)	0.3%	4.9%	4.4%	40.4%	49.7%	0.3%	20.1%
	1	18	16	148	182	1	366
	BC	BCDF	BCD	ABCDG	ABCDG		
Q63: 65-74 (F)	0.9%	11.7%	4.7%	14.1%	68.5%	0.0%	11.7%
	2	25	10	30	146	0	213
	BC	ABCE	BCD	ACDEG	ABCDE		
Q63: 75+ (G)	1.0%	5.8%	8.7%	23.3%	61.2%	0.0%	5.7%
	1	6	9	24	63	0	103
	BC	ABC	C	ABDEF	ABCDE		
Total Respondents	60	287	239	664	567	1	1,818

Fairfield Hills Master Plan Community Survey

Q68 How/where did you find out about this survey (CHECK ALL THAT APPLY)?

Answered: 1,817 Skipped: 8



	C. H. BOOTH LIBRARY	EDMOND TOWN HALL	FRIEND/ACQUAINTANCE	MUNICIPAL CENTER	NEWTOWN BEE	SENIOR CENTER	SOCIAL MEDIA	TOWN EMAIL	TOWN WEBSITE	OTHER (PLEASE SPECIFY)	TOTAL
Q63: 18 to 24 (A)	0.0% 0 FG	4.2% 3 DF	31.0% 22 BCDEFG	0.0% 0	11.3% 8 EFG	0.0% 0 FG	40.8% 29 BFG	1.4% 1 BCDEFG	4.2% 3	16.9% 12 CG	4.3%
Q63: 25-34 (B)	0.0% 0 CEFG	2.9% 5 F	8.7% 15 A	0.6% 1	11.0% 19 EFG	0.0% 0 FG	58.1% 100 ACDEFG	12.2% 21 ADF	2.3% 4 G	9.3% 16	10.0%
Q63: 35-44 (C)	2.5% 10 BFG	3.5% 14 DF	14.6% 58 ADE	1.3% 5	14.6% 58 EFG	0.3% 1 FG	54.0% 215 BEFG	17.3% 69 ADF	3.3% 13 G	8.0% 32 AE	26.1%
Q63: 45-54 (D)	2.2% 11 FG	1.2% 6 AC	5.5% 27 ACFG	1.0% 5	15.4% 76 EFG	0.2% 1 FG	48.0% 237 BEFG	28.9% 143 ABCE	2.8% 14 FG	11.3% 56	31.7%
Q63: 55-64 (E)	3.0% 11 BG	1.6% 6 F	8.7% 32 ACF	1.1% 4	25.1% 92 ABCD	1.1% 4 FG	36.6% 134 BCDFG	20.5% 75 AD	4.9% 18	13.1% 48 CG	23.3%
Q63: 65-74 (F)	6.1% 13 ABCD	0.0% 0 ABCEG	16.9% 36 ADE	1.9% 4	28.2% 60 ABCD	8.0% 17 ABCDE	22.5% 48 ABCDE	26.8% 57 ABC	7.0% 15 D	10.3% 22	15.0%
Q63: 75+ (G)	13.6% 14 ABCDE	3.9% 4 F	13.6% 14 AD	3.9% 4	30.1% 31 ABCD	16.5% 17 ABCDE	20.4% 21 ABCDE	25.2% 26 A	10.7% 11 BCD	7.8% 8 AE	8.3%
Total Respondents	59	38	204	23	344	40	784	392	78	194	1,817

Fairfield Hills Master Plan Community Survey

Q69 Please share any thoughts or comments you may have regarding Fairfield Hills:

Answered: 729 Skipped: 1,096

	PLEASE SHARE ANY THOUGHTS OR COMMENTS YOU MAY HAVE REGARDING FAIRFIELD HILLS:	TOTAL
Q63: 18 to 24	100.0% 28	3.8% 28
Q63: 25-34	100.0% 51	7.0% 51
Q63: 35-44	100.0% 143	19.6% 143
Q63: 45-54	100.0% 195	26.7% 195
Q63: 55-64	100.0% 153	21.0% 153
Q63: 65-74	100.0% 110	15.1% 110
Q63: 75+	100.0% 49	6.7% 49
Total Respondents	729	729